

U.S. Census Bureau: Measuring the LGBTI Population

*Presentation for the 2023 EU-Taiwan Gender Equality Forum:
Promoting Gender Equality*

*Amy Smith (she/her)
Senior Demographer
Population Division
U.S. Census Bureau*

5 July 2023

Today You Will Hear About

- The Census Bureau's Household Pulse Survey and information on the LGBTI population
- Research to measure sexual orientation and gender identity on the Census Bureau's American Community Survey
- Census Bureau collaborates in the international community

The Household Pulse

Experimental Rapid Response Survey

- First conducted in April 2020
- How to collect data during a pandemic?
- Rapid data collected entirely online
- Large sample vs low response –how to strike the correct balance?

What are the goals of the pulse?

- Focus on quickly and efficiently collecting data during a global health crisis
- Serve federal agency partners by filling critical information gaps
- Provide data rapidly but with transparency and quality
- Experimental data collection – Will not meet regular quality standards

Agency Collaboration

- Bureau of Labor Statistics (BLS)
- Bureau of Transportation Statistics (BTS)
- Centers for Disease Control and Prevention (CDC)
- Consumer Financial Protection Bureau (CFPB)
- Department of Defense (DOD)
- Energy Information Administration (EIA)
- Department of Health and Human Services (HHS/ASPE)
- Department of Housing and Urban Development (HUD)
- Maternal and Child Health Bureau (MCHB)
- National Center for Education Statistics (NCES)
- National Center for Health Statistics (NCHS)
- National Institute for Occupational Safety and Health (NIOSH)
- USDA Economic Research Service (ERS)
- The White House Council of Economic Advisers (CEA)
- The White House Domestic Policy Council (DPC)

Household Pulse Survey Content

Basic demographics

Age (including age of children), race, Hispanic origin, marital status, educational attainment, SOGI (Census/OMB/DPC)
Disability status (NCHS/CDC)
Armed forces status (DOD)

Employment questions

Employment and employment income (BLS/Census)
Spending source of funds (BLS)
Child Tax Credit receipt (CEA/DPC/BLS/Census)
Series on expenditures (BLS)
Essential worker occupations (NIOSH)

Food security questions

Past and current food sufficiency (USDA-ERS)
Free meals (USDA-ERS)
SNAP receipt (USDA-ERS)

Health questions

Mental health and mental health services use (NCHS)
Health insurance (NCHS/Census)
Vaccination receipt, intentions, and COVID diagnosis (CDC)
Children's vaccination receipt (CDC)
Tele/Video health (NCHS/MCHB)
Children's preventive health care (MCHB)

Housing questions

Tenure (HUD)
Living quarters (HUD)
Rent and mortgage current payment status (HUD)
Confidence about paying rent/mortgage next month (HUD)
Eviction and foreclosure expectations (HUD)
Months behind on rent/mortgage (CFPB)
Use of rent assistance (CFPB)
Energy assistance and use (EIA)

Education questions

Catch-up education experience K-12 (NCES)
Post-Secondary questions (NCES)

Sexual Orientation and Gender Identity (SOGI) Questions

Sexual Orientation

Q1. Which of the following best represents how you think of yourself?

- ☐ Gay or lesbian
- ☐ Straight, that is not gay or lesbian
- ☐ Bisexual
- ☐ Something else
- ☐ I don't know

Gender Identity

Q1. What sex were you assigned at birth, on your original birth certificate?

- ☐ Male
- ☐ Female

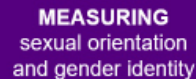
Q2. Do you currently describe yourself as male, female or transgender?

- ☐ Male
- ☐ Female
- ☐ Transgender
- ☐ None of these

Q3. Just to confirm, you were assigned {FILL} at birth and now you describe yourself as {FILL}. Is that correct?

- ☐ Yes
- ☐ No <skip back to Q1 and/or Q2 to correct>

Sexual Orientation and Gender Identity in the Household Pulse Survey (census.gov)



CHARACTERISTICS of the LGBT adult population

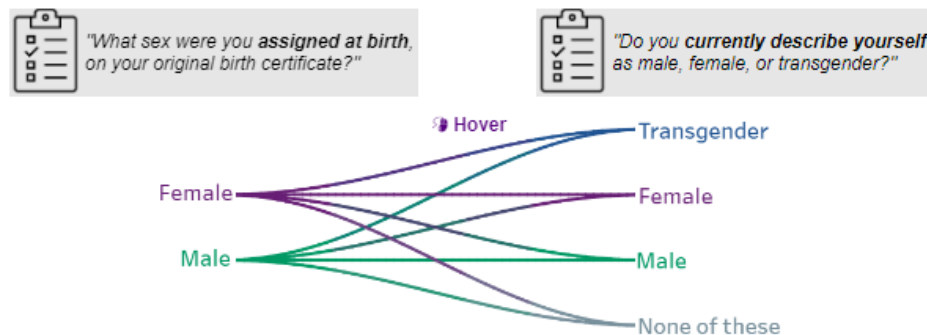
EXPERIENCES

during the coronavirus pandemic

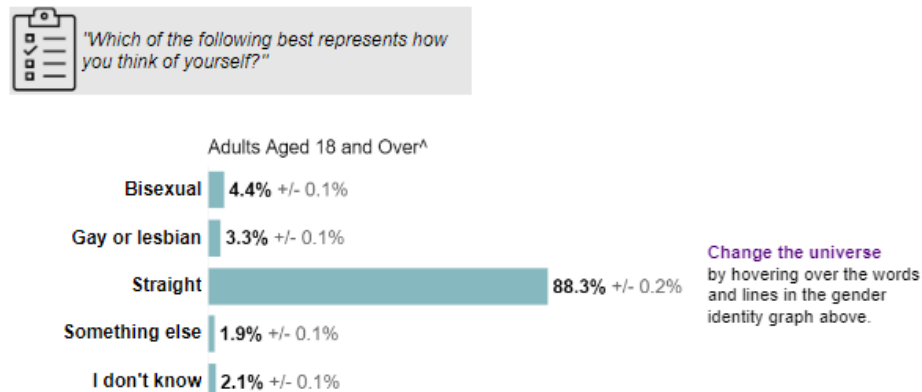
Beginning in July 2021, the U.S. Census Bureau included questions regarding **sexual orientation and gender identity (SOGI)** on its **Household Pulse Survey (HPS)**. The following visualizations demonstrate how these concepts were measured and what survey data collected between July 21 and September 13, 2021, reveal.

Gender identity was measured using a combination of two survey questions.

🖱️ **Interact** with the data by hovering over the words and lines in the graph.



Sexual orientation was measured using one survey question.



Characteristics: Age Characteristics for LGBT and non- LGBT Adults (18+)


[Sexual Orientation and Gender
Identity in the Household Pulse
Survey \(census.gov\)](https://www.census.gov/pulse)

MEASURING
sexual orientation
and gender identity

CHARACTERISTICS
of the LGBT
adult population

EXPERIENCES
during the coronavirus
pandemic

Sex assigned at birth, current gender identity, and sexual orientation were used to define the categories **LGBT** and **non-LGBT**.

 Hover over the data to view details about LGBT classification.[^]

LGBT
8.0%
+/- 0.2%

non-LGBT
85.0%
+/- 0.2%

Other
4.2%
+/- 0.2%

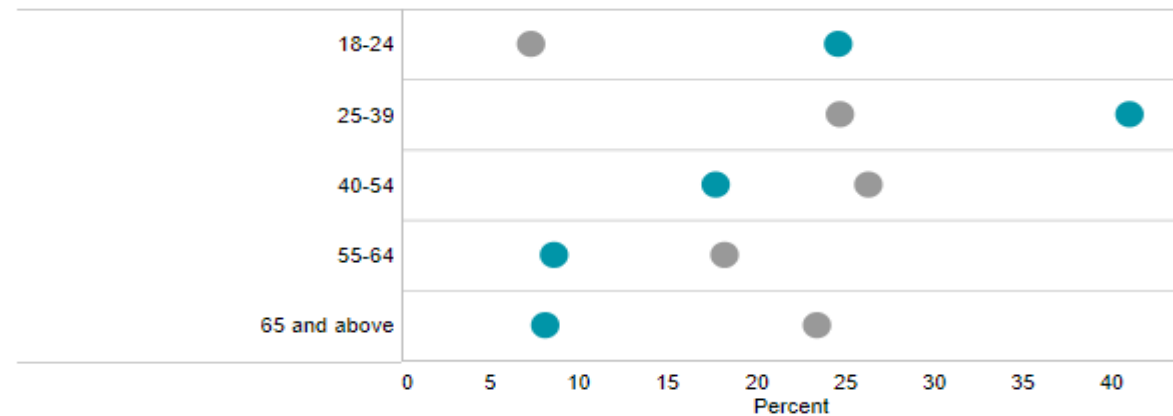
Did not report
2.9%
+/- 0.1%

[^] The acronym "LGBT" refers to the lesbian, gay, bisexual, and transgender population. Following consultation with internal and external stakeholders and experts, the U.S. Census Bureau created these categories to better understand the experiences of LGBT adults.

Compare the percent distributions of **LGBT** and **non-LGBT** adults aged 18 and over for selected characteristics.

Topic

Age



Note: A circle denotes a statistically significant difference. An "x" denotes a not statistically significant difference between the LGBT and Non-LGBT values. All differences were tested at the 90% confidence level.

Experiences During the Pandemic: Experiences of Economic Hardship for LGBT and non-LGBT Adults (18+)

[Sexual Orientation and Gender Identity in the Household Pulse Survey \(census.gov\)](https://www.census.gov/pulse)

MEASURING
sexual orientation
and gender identity

CHARACTERISTICS
of the LGBT
adult population

EXPERIENCES
during the coronavirus
pandemic

Experiences of Economic Hardships for **LGBT** and **non-LGBT** Adults

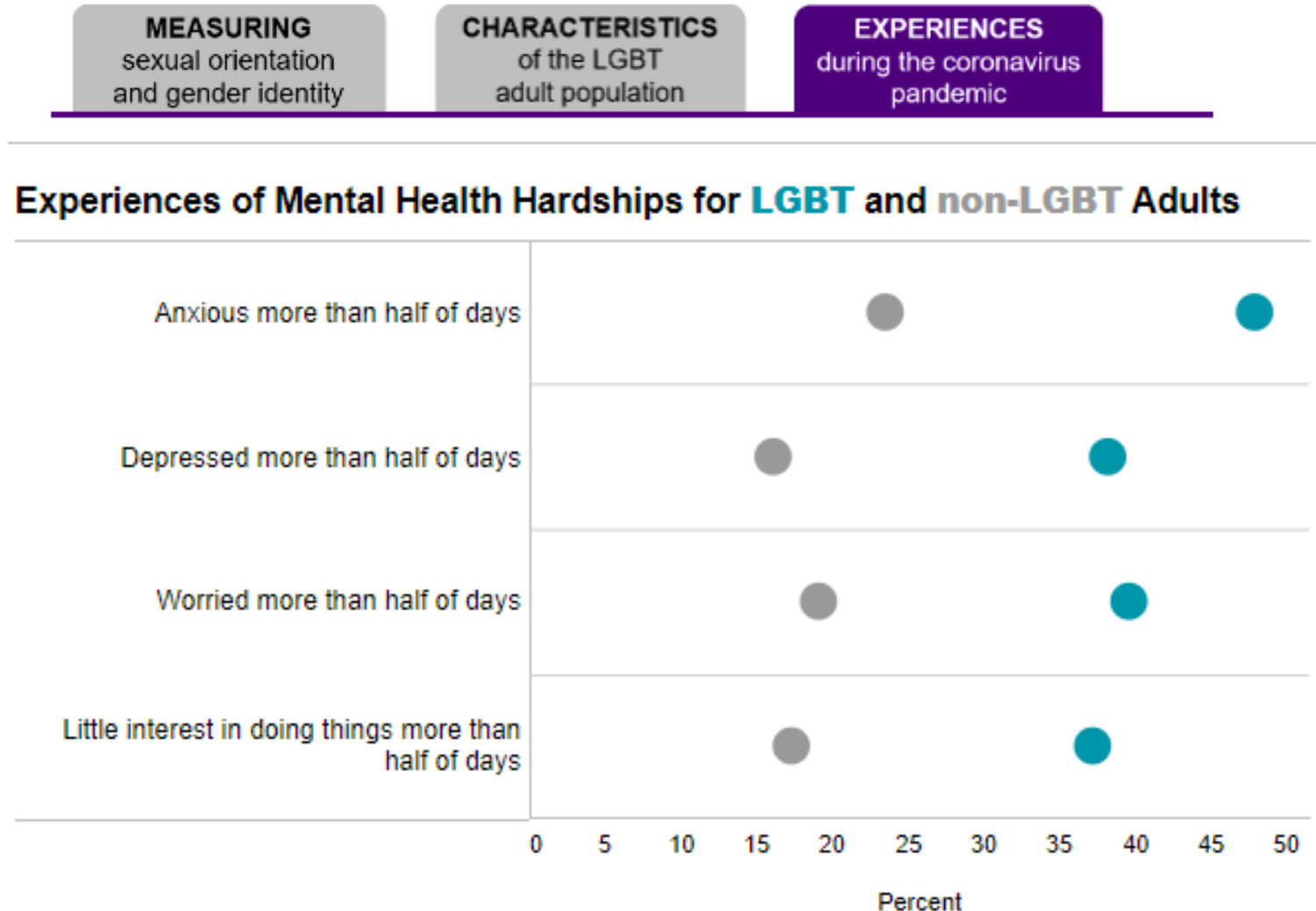
Click on a label to view who is classified as being a part of that group.



Note: All differences are statistically significant at the 90 percent confidence level.

Experiences During the Pandemic: Experiences of Mental Health Hardships for LGBT and non-LGBT Adults (18+)

[Sexual Orientation and Gender Identity in the Household Pulse Survey \(census.gov\)](https://www.census.gov/pulse)



Note: All differences are statistically significant at the 90 percent confidence level.

Research to Measure Sexual Orientation and Gender Identity in the American Community Survey (ACS)

- The Census Bureau's ACS is the largest demographic survey conducted by the United States federal government
- Sample of ~3.5 million households per year
- Internet, mailed paper questionnaires, and personal interviews
- Data are used to distribute more than \$675 billion in federal funds annually used by state and local governments, communities, and businesses to assess past and future demographic and economic trends

Request for SOGI Content on the ACS

- The Census Bureau received a request in December 2022 to add SOGI content to the ACS. This request was deemed to meet the strict requirements for adding content to the ACS
- We are working with the requesting Department to know their specific data needs
- Cognitive testing to begin in 2023.
- Field testing in 2024
- Possible implementation in 2027 at the earliest

Collaborations to Expand Knowledge

- Sharing expertise globally and learning from our peers
 - UN Economic Commission for Europe Gender Statistics (UNECE-GS) Working Groups
 - Conference of European Statisticians expert group on Population and Housing Censuses
- Quarterly meeting with SOGI advocacy and expert groups to share progress and solicit input on plans

Thank You!

Amy Smith

Amy.Symens.Smith@census.gov