

*Convention on the Elimination of All
Forms of Discrimination against Women*

Second National Report
Republic of China

Convention-specific Document

December 2013

Table of Contents

| | |
|---|-----|
| Article 1 | 1 |
| Definitions of Discrimination | 1 |
| Article 2 | 4 |
| Protection of Equality | 4 |
| Laws, Penalties and Remedies Introduced to Eliminate Discrimination | 5 |
| Mechanisms and Measures to Eliminate Discrimination in Public and Private Sectors..... | 10 |
| Changes to Laws and Customs Deemed Discriminatory Against Women | 17 |
| Prevention of Gender Violence..... | 19 |
| Article 3 | 31 |
| Laws and Measures to Protect the Human Rights and Fundamental Freedoms of Women..... | 31 |
| Government Mechanisms to Promote and Safeguard the Rights of Women..... | 32 |
| Development and Promotion of the Gender Equality Policy Guidelines | 38 |
| Article 4 | 41 |
| Temporary Special Measures..... | 41 |
| Special Measures for Protecting Maternity | 46 |
| Article 5 | 50 |
| Elimination of Gender Stereotyping in Culture and Customs | 50 |
| Elimination of Stereotyped Roles for Men and Women in Specific Occupations | 54 |
| Educational and Media Regulations Featuring Gender Equality..... | 57 |
| Article 6 | 65 |
| Prevention of Human Trafficking..... | 65 |
| Entry and Exit Control..... | 71 |
| Prohibition of Trafficking of Women and Girls..... | 72 |
| Control of Sexual Transactions between Adults | 76 |
| Article 7 | 79 |
| Gender Equality in Political Involvement | 79 |
| Gender Equality in Policy Making and the Public Sector | 81 |
| Gender Equality in Non-Governmental Organizations and Associations Concerned with Public and Political Life..... | 84 |
| Article 8 | 87 |
| Women's Equal Right to Serve as Diplomatic Personnel or Personnel Stationed Overseas | 87 |
| Equal Participation in International Conferences and International Organizations by Women in Various Fields | 91 |
| Article 9 | 97 |
| Respect for the Equality and Self-Determination of Naturalized Citizens | 97 |
| Implementation of Care and Counseling for Foreign Spouses | 102 |
| Article 10 | 109 |
| Implementation of Substantively Equal Educational Opportunities..... | 110 |

| | |
|---|-----|
| Encouragement for Women to Participate in Education and Research Professions | 114 |
| Protection of Women's Right to Receive Education | 117 |
| Promotion of Women's Sports and Adult Education..... | 120 |
| Provision of Opportunities to Receive Family Education and Birth Control Education | 123 |
| Promotion of Education and Advocacy Initiatives to Eliminate Discrimination | 124 |
| Article 11 | 126 |
| Women's labor participation | 127 |
| Elimination of Employment Discrimination | 131 |
| Measures Promoting Balance between Family and Work | 136 |
| Safeguarding Women's Employment Safety and Health | 142 |
| Protection of Employment Rights of Female Foreign Workers..... | 145 |
| Article 12 | 149 |
| Eliminating Health Discrimination and Ensuring Women's Right to Health..... | 149 |
| Safeguarding Women's Right to Reproductive Health and Sexual Health | 156 |
| Provision of Healthcare Services to Senior Women | 167 |
| Article 13 | 172 |
| Women's Right to Family Benefits | 172 |
| Women's Right to Bank Loans, Mortgages and Other Forms of Financial Credit | 179 |
| Women's Right to Participate in Recreational Activities, Sports and All Aspects of Cultural Life | 183 |
| Article 14 | 190 |
| Awareness of Equal Rights and Participation in Decision-Making and Community Activities | 191 |
| Livelihood, Property and Economic Opportunities | 196 |
| Health, Education and Social Welfare Programs | 203 |
| Proper Living Conditions and Climate Change..... | 212 |
| Article 15 | 217 |
| Protection of Equality between Men and Women before the Law | 217 |
| Protection of Equality between Men and Women in Legal Proceedings | 222 |
| Protection of Equality between Men and Women in Terms of Personal Movement and Freedom to Choose One's Own Residence | 229 |
| Article 16 | 233 |
| Equal Freedom to Marriage | 234 |
| Equal Rights during Marriage | 236 |
| Equal Parenthood | 237 |
| Equal Reproductive Freedom | 243 |
| Equal Marriage Dissolution Rights | 246 |
| Right to Matrimonial Property | 250 |
| Age and Requirements of Marriage..... | 252 |

List of Tables

| | |
|---|-----|
| Table 2-1: Cases Submitted through the Gender Equality Complaint Mailbox | 255 |
| Table 2-2: Administrative Litigation Involving Gender Discrimination - by Plaintiff Gender | 255 |
| Table 2-3: Administrative Litigation Involving Employment Discrimination - by Plaintiff Gender ... | 256 |
| Table 2-4: Administrative Court Judgments on Gender Discrimination Cases | 257 |
| Table 2-5: Administrative Court Judgments on Employment Discrimination Cases | 258 |
| Table 2-7: Established Cases of Child Abuse in Taiwan - by Gender..... | 259 |
| Table 2-8: Types of Child Abuse in Taiwan - by Gender..... | 259 |
| Table 2-9: Reported Cases of Sexual Assault - by Victim Gender and Case Type | 260 |
| Table 2-10: Reported Cases of Sexual Assault - by Victim Gender and Physical/Mental Disability .. | 260 |
| Table 3-1: Women's Rights Investigations by the Control Yuan | 262 |
| Table 4-1: Approved Number and Amount of Subsidies under the Foreign Spouses Assistance Fund..... | 262 |
| Table 5-1: Review Form for Gender Equality in Folk Customs and Culture | 263 |
| Table 5-2: Percentage of Female Police Officers | 267 |
| Table 5-3: Gender Statistics on Firefighters | 267 |
| Table 5-4: Current Officers of the Coast Guard Administration | 268 |
| Table 5-5: Nursing Personnel | 268 |
| Table 5-6: Supervision of Sex-related Offenses in Communications and Broadcasting | 269 |
| Table 6-1: Number of Victims of Cross-border Human Trafficking..... | 270 |
| Table 6-2: Foreign Industrial Workers in Taiwan | 271 |
| Table 6-3: Foreign Care Workers in Taiwan | 272 |
| Table 6-4: Penalties Imposed on Manpower Agencies for Violating Human Trafficking Prevention Laws | 273 |
| Table 6-5: Number of Cases Handled by the Direct Hiring Service Center and Cost Savings for the Employer and Laborer | 273 |
| Table 6-6: Human Trafficking Cases Discovered | 274 |
| Table 6-7: Human Trafficking Cases Prosecuted By District Courts | 274 |
| Table 6-8: Practical Knowledge and Skill Training | 275 |
| Table 6-9: Foreign Worker Complaints Made through the 1955 Foreign Worker 24HR Consultation Hotline and Airport Service Station..... | 275 |
| Table 6-10: Interviews with Mainland Chinese Spouses Applying to Enter Taiwan for a Reunion | 276 |
| Table 6-11: Prostitution and Fake Marriages Involving Residents from Mainland China | 276 |
| Table 6-12: Children Caught up in the Sex Trade Accompanied by Social Workers during Investigations and Provided with Shelter | 276 |
| Table 6-13: Female Elementary and Junior High School Dropouts | 277 |
| Table 6-14: Reasons and Statistics for Females Dropping out of Elementary and Junior High School | 277 |
| Table 6-15: Rulings on Cross-border Marriage Brokerage Violations..... | 278 |

| | |
|--|-----|
| Table 6-16: Suspected Offenses against Public Morality Uncovered by Police..... | 279 |
| Table 6-17: Violations of the Human Trafficking Prevention Act Uncovered by Police..... | 279 |
| Table 6-18: Violations against the Child and Juvenile Sexual Transaction Prevention Act..... | 279 |
| Table 6-19: District Summary Court Verdicts for Violations against Article 80 of the Social Order Maintenance Act..... | 280 |
| Table 6-20: Penalties Imposed for Violations against Subparagraph 1 of Paragraph 1 of Article 80 of the Social Order Maintenance Act..... | 281 |
| Table 7-1: Results of Major Central and Local Elections..... | 282 |
| Table 7-2: Gender Statistics of Previous Election Candidates and Elected Representatives..... | 282 |
| Table 7-3: Female Ministers under the Executive Yuan | 284 |
| Table 7-4: Percentage of Committees at the Central Government Level Comprising At Least One-third of Each Gender | 284 |
| Table 7-5: Prosecutors' Statistics..... | 285 |
| Table 7-6: Judges' Statistics..... | 285 |
| Table 7-7: Certified Lawyers..... | 286 |
| Table 7-8: List of Government Exams with Gender Restrictions Recently Removed | 286 |
| Table 7-9: Size, Number, and Percentage of Enterprises Run by Females | 287 |
| Table 8-1: Gender Statistics for Foreign Affairs Officer Exams..... | 288 |
| Table 8-2: Female Personnel within the Ministry of Foreign Affairs..... | 288 |
| Table 8-3: Female Senior Officers Stationed Overseas under the Ministry of Foreign Affairs | 288 |
| Table 8-4: Female Ambassadors | 289 |
| Table 8-5: Females Recruited through the Ministry of Economic Affairs Exam for Grade-Three Officers Stationed Overseas..... | 289 |
| Table 8-6: Ministry of Economic Affairs Female Staff Stationed Overseas - by Grade | 289 |
| Table 8-7: Female Staff of the Overseas Community Affairs Council Stationed Overseas | 290 |
| Table 8-8: Female Staff of the Overseas Community Affairs Council Stationed Overseas - by Grade in 2012 | 290 |
| Table 8-9: Female Staff of the Ministry of Education Stationed Overseas - by Grade | 291 |
| Table 8-10: Female Staff of the National Science Council Stationed Overseas - by Grade..... | 291 |
| Table 8-11: Female Staff of the Council of Agriculture Stationed Overseas - by Grade | 291 |
| Table 8-12: Women's Participation in Inter-government Meetings..... | 292 |
| Table 8-13: Women's Participation in APEC Meetings | 292 |
| Table 8-14: Women's Participation in International Conferences Subsidized by the Ministry of Economic Affairs..... | 292 |
| Table 8-15: Female Representatives in International Sports Conferences | 293 |
| Table 8-16: ROC Women Assuming Key Roles in International Sports Organizations | 293 |
| Table 8-17: Female Representatives in the United Nations Permanent Forum on Indigenous Issues.. | 293 |
| Table 8-18: Female Recipients of the Global Exchange Subsidy for Indigenous Peoples..... | 294 |
| Table 9-1: Number of Foreign Nationals Having Acquired or Recovered ROC Nationality | 294 |
| Table 9-2: Number of Foreign Nationals Having Acquired ROC Nationality - by Gender and Origin | 295 |

| | |
|---|-----|
| Table 9-3: Foreign Spouses Services Hotline..... | 296 |
| Table 9-4: Foreigners' Services Hotline | 296 |
| Table 10-1: Female Primary and Secondary School Graduates and Overall School-age (6-17) Population | 297 |
| Table 10-2: Female Higher Education Graduates and Overall School-age (18-21) Population | 298 |
| Table 10-3: Female College Graduates (Bachelor and Diploma Holders) and Fields of Study | 298 |
| Table 10-4: Female Graduates with Physical or Mental Disabilities..... | 299 |
| Table 10-5: Females Graduating from Police Schools | 299 |
| Table 10-6: Female Students in Military Schools | 300 |
| Table 10-7: Female Vocational Training..... | 301 |
| Table 10-8: Female Candidates and Acceptance Rate in National Civil Service Exams | 301 |
| Table 10-9: Female Teachers | 302 |
| Table 10-10: Female Instructors in Higher Education..... | 302 |
| Table 10-11: Female Instructors in Police Schools | 303 |
| Table 10-12: Female Principals/Presidents of Educational Institutions | 303 |
| Table 10-13: Female Applicants for National Science Council Projects..... | 303 |
| Table 10-14: Applications and Approvals for the Gender and Technology Project..... | 304 |
| Table 10-15: Female Winners of the Ta-You Wu Memorial Award..... | 304 |
| Table 10-16: Female Beneficiaries of Higher Education Subsidies | 305 |
| Table 10-17: Female Students Studying Abroad..... | 306 |
| Table 10-18: Female Applicants and Beneficiaries of the Central Police University Scholarship..... | 306 |
| Table 10-19: Female Applicants and Beneficiaries of the Taiwan Police College Scholarship..... | 307 |
| Table 10-20: Student Pregnancies | 307 |
| Table 10-21: Female Higher Education Students Taking Physical Education Courses | 308 |
| Table 10-22: Illiteracy Rate among Females Aged 15 and Above | 308 |
| Table 10-23: Female Students in Ordinary Community Colleges | 308 |
| Table 10-24: Number of Women Supported by the Single Parent Subsidy Program..... | 309 |
| Table 10-25: Female Students in Elementary/Junior High Supplementary Schools and Adult Basic Education Courses | 310 |
| Table 10-26: Female Participation in Local Family Education Centers | 310 |
| Table 10-27: Male Participation in Local Family Education Centers | 311 |
| Table 10-28: Female Participation in Gender Equality Workshops | 311 |
| Table 11-1: Female Labor Force - by Age | 312 |
| Table 11-2: Labor Force Participation Rate - by Age and Gender (cont.)..... | 313 |
| Table 11-3: Unemployment Rate - by Age and Gender | 314 |
| Table 11-3: Unemployment Rate - by Age and Gender (cont.)..... | 315 |
| Table 11-4: Reasons for Non-participation in Labor Force in 2012..... | 316 |
| Table 11-6: Employment Type - by Job..... | 317 |
| Table 11-7: Part-time, Temporary, and Contract Workers - by Gender..... | 318 |
| Table 11-8: Employment Rate among Middle- and Old-aged Women Job Seekers and Women Seeking | |

| | |
|---|-----|
| Re-employment | 318 |
| Table 11-9: Complaints Relating to Workplace Discrimination | 319 |
| Table 11-10: Complaints Related to Gender Equality in the Workplace - Established Cases..... | 320 |
| Table 11-11: Recruitment by Enterprises | 322 |
| Table 11-12: Agriculture, Forestry, Fishery, and Animal Husbandry Workers - by Gender | 323 |
| Table 11-13: Certified Technicians | 323 |
| Table 11-14: Skill Certification Tests - by Gender..... | 324 |
| Table 11-15: Monthly Salary Difference - by Gender..... | 325 |
| Table 11-16: Applications to the Government Employee and School Staff Insurance Scheme | 325 |
| Table 11-17: Provision of Menstrual Leave by Enterprises | 326 |
| Table 11-18: Provision of Maternity Leave by Enterprises..... | 327 |
| Table 11-19: Provision of Miscarriage Leave by Enterprises | 328 |
| Table 11-20: Provision of Paternity Leave by Enterprises | 329 |
| Table 11-21: Provision of Family Care Leave by Enterprises..... | 329 |
| Table 11-22: Reduced or Adjusted Work Hours for Parental Care of Children Aged Below 3 in Enterprises of 30 Employees or Above | 330 |
| Table 11-24: Provision of Child Care Facilities by Enterprises with 250 Persons or More | 332 |
| Table 11-25: Number of First-time Unpaid Parental Leave Applicants..... | 332 |
| Table 11-27: Sexual Harassment Complaints and Penalties..... | 335 |
| Table 11-28: Appeals, Re-appeals and Settlements Made in Accordance with the Sexual Harassment Prevention Act | 339 |
| Table 11-29: Foreign Industrial and Care Workers - by Gender | 339 |
| Table 11-30: Foreign Industrial and Care Workers at the End of 2012 - by Industry and Gender..... | 340 |
| Table 11-31: Foreign Workers at the End of 2012 - by Age and Gender..... | 340 |
| Table 12-2: Medical Staff 2012 - by Gender | 341 |
| Table 12-3: Crude Birth Rate and Crude Mortality Rate - by Gender..... | 342 |
| Table 12-4: Major Causes of Death - by Gender..... | 343 |
| Table 12-5: 2011 Inpatient/Outpatient Treatment (Including Emergencies) - by Age | 345 |
| Table 12-6: Type of Cancer Death - by Gender | 347 |
| Table 12-7: Smoking Rates | 348 |
| Table 12-8: Crisis Hotline Service and Suicide Reports | 349 |
| Table 12-9: Artificial Reproduction Treatment Cycles, Live Birth Cycles, and Live Births | 349 |
| Table 12-10: Nutrition Subsidies for Pregnant Women and Infants of Medium and Low Income Households | 350 |
| Table 12-11: Age at First Marriage and First Childbirth..... | 350 |
| Table 12-12: Maternal Mortality Rate..... | 351 |
| Table 12-13: Crude Mortality Rate for Infants and Children Aged 1-4 | 351 |
| Table 12-14: Contraception Use by Women Aged 20-49 | 353 |
| Table 12-15: Contraception Methods among Married Women Aged 20-49 | 354 |
| Table 12-16: Contraception Methods of Unmarried Women Aged 20-49 | 355 |

| | |
|--|-----|
| Table 12-17: Sexual Behavior of Students Aged 13-17 | 357 |
| Table 12-18: Abortions Covered by National Health Insurance | 358 |
| Table 12-19: Life Expectancy at Birth | 358 |
| Table 12-20: Marital Status of Population Aged 65 and Above..... | 359 |
| Table 12-21: Percentage of Elderly People Aged 65 and Above Claiming to Have Been Diagnosed with Chronic Disease..... | 359 |
| Table 12-22: 2012 Long-term Nursing Care Workers..... | 360 |
| Table 13-2: National Pension Insurance Old-age Pension Payees - by Gender | 361 |
| Table 13-3: Amount of National Pension Insurance Old-age Pension Benefits per Person, per Year - by Gender | 361 |
| Table 13-4: National Pension Insurance Disability Pension Payees - by Gender..... | 362 |
| Table 13-5: Amount of National Pension Insurance Disability Pension Benefits per Year, per Person - by Gender | 362 |
| Table 13-6: National Pension Insurance Surviving Family Pension Payees - by Gender | 362 |
| Table 13-7: Amount of National Pension Insurance Surviving Family Pension Benefits per Year, per Person - by Gender | 363 |
| Table 13-8: National Pension Insurance Guaranteed Old-age Pension Payees - by Gender | 363 |
| Table 13-9: National Pension Insurance Guaranteed Disability Pension Payees - by Gender | 363 |
| Table 13-10: National Pension Insurance Indigenous People Pension Payees - by Gender..... | 364 |
| Table 13-11: National Health Insurance Dependents - by Gender | 364 |
| Table 13-12: Old-age Farmer Welfare Allowance Payees | 364 |
| Table 13-13: Low Income Households | 365 |
| Table 13-14: Middle- to Low-Income Household Child Support Beneficiaries – by Gender..... | 365 |
| Table 13-15: Living Subsidies for Middle- to Low-income Elderly People | 366 |
| Table 13-16: 2012 Living Subsidies for the Disabled | 366 |
| Table 13-17: Living Subsidies for Families in Hardship..... | 366 |
| Table 13-18: Special Care Subsidies for Middle- to Low-Income Elderly People..... | 367 |
| Table 13-19: Households Applying for the Youth Preferential Loan Program - by Gender | 367 |
| Table 13-20: Beneficiaries of the Youth Preferential Loan Program - by Gender | 367 |
| Table 13-21: Housing Subsidy Applicants - by Gender..... | 368 |
| Table 13-22: Housing Subsidy Beneficiaries - by Gender | 368 |
| Table 13-23: 2012 Social Welfare Subsidy Adjustment Overview..... | 369 |
| Table 13-24: Child Support for Households with Unemployed Parents, 2012..... | 370 |
| Table 13-25: Bank Loan Borrower Statistics - by Gender | 370 |
| Table 13-26: 2012 Overview of Business Owners – by Gender | 372 |
| Table 13-27: Change in Percentage of Enterprises with Female Persons-In-Charge | 372 |
| Table 13-28: Performance of the Small and Medium Business Credit Guarantee Fund | 374 |
| Table 13-30: Guidance for Micro Business Ventures | 375 |
| Table 13-31: Approvals for and Repayments of Micro Business Loans | 376 |
| Table 13-32: Borrowers of Farming Improvement Loans - by Gender..... | 376 |

| | |
|---|-----|
| Table 13-33: Loans for Indigenous People..... | 377 |
| Table 13-35: Overview of Evergreen Senior Citizen Centers | 378 |
| Table 13-36: Activities Organized by the Indigenous Families and Women's Service Center | 379 |
| Table 13-37: Population Engaging in Regular Exercise..... | 380 |
| Table 13-38: Participation in Cultural and Leisure Activities | 380 |
| Table 13-39: Participation in Cultural and Creative Programs 2010-2012..... | 381 |
| Table 14-2: Registered Land Ownership Records - by Gender..... | 384 |
| Table 14-3: Registered Land Ownership Area - by Gender | 384 |
| Table 14-4: Registered Land Ownership (Current Value) - by Gender..... | 384 |
| Table 14-5: Council of Agriculture Budget for Training Women in Rural Areas..... | 385 |
| Table 14-6: Distribution of Agricultural Households..... | 386 |
| Table 14-7: Population of Agricultural Households..... | 387 |
| Table 14-8: Life Expectancy at Birth - 2011 | 388 |
| Table 14-9: Marital Status and Distribution of Female New Immigrants | 389 |
| Table 14-10: Population Structure of Indigenous Peoples | 390 |
| Table 14-11: Distribution of Indigenous Peoples | 390 |
| Table 14-12: Standardized Mortality Rate for Females - by Region..... | 392 |
| Table 14-13: Crude Mortality Rate of Major Causes of Death of Females - By Region..... | 393 |
| Table 14-14: Infant Mortality Rate - by Region..... | 393 |
| Table 14-15: Maternal Mortality Rate - by Region..... | 394 |
| Table 14-16: Prenatal Screening Rate - by Region..... | 394 |
| Table 14-17: Utilization of Adult Preventive Healthcare Services | 394 |
| Table 14-18: Gender Distribution for Users of Respite Care - by Region | 395 |
| Table 14-19: Literacy Rate of Women Aged 65 and Above | 395 |
| Table 14-20: Average Household Income and Spending in Taiwan | 396 |
| Table 14-21: Income of Agricultural Households | 398 |
| Table 15-2: Inheritance Waivers Handled by District Courts | 399 |
| Table 15-3: Legal Aid Applicants and Beneficiaries..... | 399 |
| Table 15-4: Pass Rates for Legal Officer Exams..... | 399 |
| Table 15-5: Number of Judges | 400 |
| Table 15-6: Total Number of Prosecutors of All Levels at the Ministry of Justice | 400 |
| Table 15-7: Certified Lawyers..... | 400 |
| Table 15-8: Gender Statistics for Committee Members of the Judicial Yuan | 401 |
| Table 15-9: Court Personnel Other Than Judges..... | 402 |
| Table 15-10: Travelers Abroad - by Gender..... | 402 |
| Table 16-1: Married Couples Registering Surnames with Matrimonial Prefixes..... | 404 |
| Table 16-2: Household Heads Aged 15 and Above - by Gender | 404 |
| Table 16-3: Children's Surname Choices | 405 |
| Table 16-4: Adoptions - by Gender..... | 405 |
| Table 16-5: Adoptive Parent Statistics - by Gender | 406 |

| | |
|--|-----|
| Table 16-6: District Court-ordered Custody of Children in Divorce Cases | 406 |
| Table 16-7: Custody of Underage Children in Divorce Cases | 407 |
| Table 16-8: Reported Incidents of Domestic Violence among Married Couples/Divorcees/People in Domestic Partnerships | 407 |
| Table 16-9: Married/Divorced Couples and the Crude Marriage/Divorce Rate | 408 |
| Table 16-10: Matrimonial Property Agreements Registered in District Courts | 408 |
| Table 16-11: Married Population Under 18 - by Gender..... | 409 |
| Table 16-12: Number of Offenders Prosecuted for Sexual Intercourse with Underage Persons | 410 |

List of Figures

| | |
|--|-----|
| Figure 3-1: Organizational Chart of the Central Government | 411 |
| Figure 3-2: Three-tier Meeting Procedure of the Gender Equality Council, Executive Yuan..... | 412 |
| Figure 3-3: Control Yuan Investigations into Women's Rights..... | 412 |
| Figure 12-1: Prenatal Screening Rate | 414 |
| Figure 12-2: Gender Ratios of Children - by Order of Child Births..... | 414 |
| Figure 12-3: Family Care Givers Requesting Respite Care Services in 2012 | 415 |
| Figure 13-1: Percentage of Population Doing Regular Exercise - by Gender and Age..... | 416 |
| Figure 14-1: Regional Boundaries of Taiwan | 417 |
| Figure 14-2: Agriculture Distribution..... | 418 |
| Figure 14-3: Distribution of Indigenous Peoples..... | 419 |
| Figure 14-4: Distribution of Hakka People | 420 |
| Figure 14-5: Distribution of New Immigrants..... | 421 |
| Figure 14-6: Changes in Life Expectancy at Birth for Indigenous Persons..... | 421 |

Appendix

| | |
|---|-----|
| Foreign Expert Suggestions to the Initial CEDAW Country Report and Responses Made | 423 |
|---|-----|

Article 1

For the purposes of the present Convention, the term "discrimination against women" shall mean any distinction, exclusion or restriction made on the basis of sex which has the effect or purpose of impairing or nullifying the recognition, enjoyment or exercise by women, irrespective of their marital status, on a basis of equality of men and women, of human rights and fundamental freedoms in the political, economic, social, cultural, civil or any other field.

Introduction

This section describes the Republic of China's (Taiwan) current laws and the Constitutional Court Justices' interpretations of regulations governing gender discrimination.

Definitions of Discrimination

Current Status¹

- 1.1 Even though the term "discrimination against women" is not specifically defined by ROC law, the country does have regulations in place governing gender discrimination. In addition, according to the interpretations of the Constitutional Court Justices, any rule that makes a distinction on the basis of gender runs counter to the principle of promoting substantive gender equality.
- 1.2 Article 1089 of the Civil Code used to state that if there is parental disagreement in the exercise of rights with regard to serious events involving a minor, the father's opinion shall be given precedence. According to Judicial Yuan Interpretation No. 365, the aforementioned Civil Code article should be reviewed and amended, for it is not in line with the provision of the Constitution that all citizens, irrespective of sex, are equal before the law, as well as the intent of the Constitution to eliminate gender discrimination. The interpretation also maintains that "Any rule that makes a distinction on the basis of gender is permitted by the Constitution only in exceptional circumstances, and such exceptional

¹ Articles 1.1–1.5 are in response to recommendation 1 by German expert Hanna Beate Schöpp-Schilling for Article 1 of the Initial Country Report, and recommendation 4 by Korean expert Heisoo Shin in the follow-up discussions.

circumstances must be predicated upon the physiological differences between men and women or the disparate social functions and roles played by men and women arising from such differences."

- 1.3 The Judicial Yuan Interpretation No. 410 declared that the matrimonial property regime spelled out in the Civil Code Part IV Family prior to its amendment on June 3, 1985 ("Husbands are entitled to property that did not belong to them before marriage") runs counter to the principle of gender equality elucidated in the Constitution.
- 1.4 Articles 7 to 11 of the Act of Gender Equality in Employment provide that employers shall not discriminate against employees because of their gender or sexual orientation when it comes to recruitment, screening, hiring, placement, assignment, evaluation, promotion, education, training, welfare measures, wages, retirement, discharge, severance and termination. According to Article 2 of the Enforcement Rules for the Act of Gender Equality in Employment, the term "differential treatment" means that employers directly or indirectly treat employees or applicants less favorably because of their gender or sexual orientation.
- 1.5 The phrase "substantive equality of gender status" in Article 2 of the Enforcement Rules for the Gender Equity Education Act means that no one shall be discriminated against because of his or her gender, sexual orientation, gender characteristics, or gender identity.

Difficulties in Implementation and Directions for Future Efforts

- 1.6 ROC law does not specifically define "discrimination against women," but in order to establish a basis for the incorporation of CEDAW into domestic law, we have promulgated the Enforcement Act of the Convention on the Elimination of All Forms of Discrimination against Women (CEDAW), which contains comprehensive sections and general recommendations on issues related to discrimination against women. We have conducted training and initiated promotional efforts in accordance with the content and guidelines of CEDAW. In the future, we will continue to amend or annul regulations that directly or indirectly discriminate against women. We will solicit input from scholars, experts, and LGBT and women's groups when we draft or amend regulations governing gender equality, and

our courts will also refer to CEDAW when making rulings, so as to promote the rights and interests of women on all fronts.²

² This article is in response to recommendations 1, 2 and 3 by Korean expert Heisoo Shin for Article 1 of the Initial Country Report, and recommendation 4 by Heisoo Shin in the follow-up discussions, and recommendation 10 by Singapore expert Dr. Anamah Tan for Article 16 of the Initial Country Report.

Article 2

States Parties condemn discrimination against women in all its forms, agree to pursue by all appropriate means and without delay a policy of eliminating discrimination against women and, to this end, undertake:

- (a) To embody the principle of the equality of men and women in their national constitutions or other appropriate legislation if not yet incorporated therein and to ensure, through law and other appropriate means, the practical realization of this principle;
- (b) To adopt appropriate legislative and other measures, including sanctions where appropriate, prohibiting all discrimination against women;
- (c) To establish legal protection of the rights of women on an equal basis with men and to ensure through competent national tribunals and other public institutions the effective protection of women against any act of discrimination;
- (d) To refrain from engaging in any act or practice of discrimination against women and to ensure that public authorities and institutions shall act in conformity with this obligation;
- (e) To take all appropriate measures to eliminate discrimination against women by any person, organization or enterprise;
- (f) To take all appropriate measures, including legislation, to modify or abolish existing laws, regulations, customs and practices which constitute discrimination against women;
- (g) To repeal all national penal provisions which constitute discrimination against women.

Introduction

This section looks at five different aspects of legal measures adopted by the ROC to ensure equality between women and men: protection of equality; laws, penalties and remedies introduced to eliminate discrimination; mechanisms and measures to eliminate gender discrimination in public and private sectors; changes to laws and customs deemed discriminatory against women; and prevention of gender violence.

Protection of Equality

Current Status

2.1 The ROC Constitution has already adopted principles of gender equality

and elimination of gender discrimination, as specified in Article 7, which states that "Citizens of the Republic of China shall be equal in the context of law regardless of gender, religious belief, race, social class, or party association." Furthermore, Paragraph 6 of Article 10 of the Additional Articles of the Constitution states that "It is the state's responsibility to maintain the dignity of women, and to protect them from harm and discrimination in order to achieve equality between the different genders."³

Difficulties in Implementation and Directions for Future Efforts

2.2 To fulfill the ideals stated in Article 7 of the Constitution and Article 10 of the Additional Articles of the Constitution, and ensure that gender equality is implemented at all government levels, the Executive Yuan has proposed a Gender Equality Basic Act (draft). Since December 2012, the Executive Yuan has invited government officials, scholars and experts, as well as representatives of civic associations, to participate in related discussions, so as to attain consensus on the formulation of new regulations.⁴

Laws, Penalties and Remedies Introduced to Eliminate Discrimination

Current Status⁵

2.3 Prohibition of gender discrimination in the workplace

2.3.1 The Employment Services Act states that employers shall not discriminate against job seekers or employees based on reasons such as gender, sexual orientation, age, and marital status. All government agencies, state-owned and private enterprises, and civic associations must comply with this rule during recruitment, irrespective of the full-time or part-time nature of the jobs involved. In addition, this rule applies not only to ROC citizens, but also foreigners who have obtained valid permits to work in the nation.⁶

³ This article is in response to recommendation 1 by German expert Hanna Beate Schöpp-Schilling for Article 1 of the Initial Country Report.

⁴ This article is in response to recommendation 1 by Korean expert Heisoo Shin for Article 1 of the Initial Country Report, and recommendation 1–3 by Heisoo Shin in the follow-up discussions.

⁵ Articles 2.3, 2.4 and 2.5 are in response to recommendation 2 by Korean expert Heisoo Shin for Article 1 of the Initial National Report, and recommendation 1 by German expert Hanna Beate Schöpp-Schilling for Article 3.

⁶ This article is in response to recommendation 2 by German expert Hanna Beate Schöpp-Schilling for Article 1 of the Initial Country Report, and recommendation 2 by Hanna Beate Schöpp-Schilling on Article 2.

- 2.3.2 Job seekers and employees may file complaints to the local government if their employers violate the Employment Services Act. Fines will be issued in cases in which violations have been found by the employment discrimination review committee. Appeals can be made to the review committee, and if the job seeker or employee is not satisfied with the result of the appeal, he or she can initiate administrative litigation with the administrative court. Foreign workers who feel discriminated against in the workplace may file complaints in the same manner as ROC citizens.⁷
- 2.3.3 According to statistics provided by employment discrimination review committees of various county and city governments, in 2012 a total of 125 complaints were filed pertaining to gender, marital status, and sexual orientation, accounting for 47.9% of all complaints. Approximately 84% of these were filed by women, as compared to 11.2% by men. For other related statistics, please see Article 11.
- 2.3.4 The Act of Gender Equality in Employment explicitly prohibits gender discrimination. Employees and job seekers may file complaints to the local competent authority if they find that their employers have violated this act. The employer will be fined if discrimination is found to have occurred. Should any disagreement arise with regard to the decisions made by the local government, either party may proceed to submit the case for review by the gender equality in employment committee of the central governing authority, or issue an appeal. The act also states that employers are responsible for compensating employees for losses suffered because of gender discrimination.
- 2.3.5 Article 11 contains detailed statistics on the number of complaints, reviews, and penalties issued in relation to gender discrimination in the workplace between 2009 and 2012.
- 2.3.6 The Labor Standards Act states that "Employers may not differentiate its treatment for employees on the grounds of gender differences. Employees who perform the same job roles at the same level of efficiency must be equally remunerated."
- 2.3.7 The Act for Worker Protection of Mass Redundancy specifies that, in the

⁷ This article is in response to recommendation 8 by German expert Hanna Beate Schöpp-Schilling for Article 2 of the Initial Country Report.

event of a mass redundancy, employees may not be dismissed on the grounds of gender, appearance, disability or age. The termination of an employment contract will be deemed invalid if there have been violations against the above rule. The competent authority shall instruct businesses to allow those dismissed to return to their jobs if the dismissal is found to have violated the above rule. If employees are not given back their jobs within a specified timeframe, the authority shall assist the dismissed employees in initiating legal proceedings.

2.4 Prohibition of Gender Discrimination in Education

2.4.1 The Gender Equity Education Act specifies that schools may not impose different admission criteria based on gender, gender characteristics, gender identity or sexual orientation. In addition, schools may not apply differential treatment in terms of teaching, activities, assessments, rewards/penalties, welfare or services based on students' gender, gender characteristics, gender identity or sexual orientation. Schools are required to provide assistance to students who are disadvantaged because of their gender, gender characteristics, gender identity or sexual orientation. Students who find themselves discriminated against by the school, or their legal representatives, may file complaints to the local authority and request a formal investigation by its gender equity education committee.

2.4.2 According to the Regulations on the Prevention of Sexual Assault, Sexual Harassment, and Sexual Bullying on Campus, incidents of sexual assault, harassment and bullying may be reported in writing by the victim, the victim's legal representative or any other concerned party to the school administration. Upon receiving such reports, the school's gender equity education committee shall conduct an investigation and impose penalties where appropriate.

2.4.3 Between 2009 and 2012, the Gender Equity Education Committee of the Ministry of Education received 8 complaints (25% of which were raised by women), whereas the committees of local governments received 2 complaints in total (1 from a man and 1 from a woman); there were no statistics available on the number of complaints filed within schools.

- 2.5 Eliminating Multiple Forms of Discrimination⁸
- 2.5.1 The People with Disabilities Rights Protection Act specifies that disabled people should be respected and protected, and should not be discriminated against with regard to their right to education, take examinations, employment, residence, relocation or medical treatment. Violations of this act are subject to fines.
- 2.5.2 In accordance with the Indigenous Peoples Basic Law, the government shall provide social welfare to indigenous people and protect the rights of indigenous people, including children, the elderly, women, and the disabled.
- 2.5.3 To avoid situations in which victims of sexual assault, who are younger than 18 or are mentally disabled, have to repeatedly make statements during investigations and court proceedings with regard to their case and relive their trauma, the Directions on Relieving the Victims of Sexual Assault from Repeated Statements were implemented, according to which relevant personnel must be assigned to assist victims in the proceedings so that they are not questioned more times than needed.

Specific Measures

- 2.6 Promotional materials were published and made available at local government agencies, employment service centers and businesses to enhance the public's awareness with regard to prevention of discrimination in the workplace.
- 2.7 The Standard Operating Procedures for Local Governments' Acceptance of Gender Employment Equality Complaints were formulated and printed to guide local government agencies' work on the prevention of workplace discrimination. In addition, evaluations on their work are conducted regularly to help improve efficiency and quality in handling related complaints.
- 2.8 To ensure that businesses comply with the Labor Standards Act, the government has organized regular seminars and developed annual inspection methods based on the prevailing employment conditions in

⁸ Articles 2.5.1, 2.5.2 and 2.5.3 are in response to recommendation 5 by Korean expert Heisoo Shin for Article 3 of the Initial Country Report.

Taiwan. Special inspections are also performed at enterprises in certain industries.

- 2.9 Investigators of sexual assaults, harassment and bullying on campus are given specialized training, and a relevant database was established with the names of qualified investigators.
- 2.10 In order to protect socially disadvantaged women who are vulnerable to multiple forms of discrimination, the government has outlined a number of practical measures in its Gender Equality Policy Guidelines, including: assembling gender equality task forces and committees within government agencies; ensuring greater representation for indigenous women, new immigrants, elderly women, female laborers, and women from rural and remote areas; empowering indigenous women, tribe leaders, religious leaders, new female immigrants and their spouses and families, and providing opportunities for them to participate in public affairs; enhancing the national pension system to provide financial security for elderly women; combining social welfare agencies and employment service centers to achieve faster referrals; and offering employment and business start-up assistance, as well as welfare services, to women of different backgrounds, such as women from farming and fishing communities, indigenous people, new immigrants, victims of domestic violence, AIDS patients, LGBT individuals, etc.⁹

Difficulties in Implementation and Directions for Future Efforts

- 2.11 There have been differences in the degree to which schools have complied with the Gender Equity Education Act, affecting the rights of victims of sexual discrimination on campus. To ensure full compliance with this act, the government will be outlining clear, fair and open procedures, as well as penalty standards, to minimize disputes.
- 2.12 Due to the lack of statistics, the government currently does not have adequate knowledge on how sexual discrimination complaints have been handled by schools, and is therefore unable to formulate appropriate policies and measures to protect women's rights in this regard. In the future,

⁹ This article is in response to recommendation 5 by Korean expert Heisoo Shin's for Article 3 of the Initial Country Report.

schools will be required to keep statistics on incidents of sexual assault, harassment and bullying on their campuses.

Mechanisms and Measures to Eliminate Discrimination in Public and Private Sectors¹⁰

Current Status

- 2.13 The Act of Gender Equality in Employment requires all government agencies to establish gender equality in employment committees to investigate and review complaints filed by employees. According to the Employment Services Act, all complaints regarding workplace discrimination are subject to review by the employment discrimination review committee of the local government. The local government may impose fines based on the outcomes of the review.
- 2.14 According to the Gender Equity Education Act, all central and local government agencies and schools are required to establish gender equity education committees for the purpose of handling incidents of sexual assault, harassment and bullying on campus. Offenders are punishable by law. These committees shall be funded by the respective government agencies and schools.¹¹
- 2.15 As of December 2012, the central government's gender equality complaint mailbox had received 164 complaints about gender discrimination in the workplace, gender equality in education, sexual harassment, and other issues pertaining to gender equality. Table 2-1 provides statistics on these complaints. Cases put forward through the mailbox are handled and tracked by relevant authorities in accordance with the law and within a specified timeframe.
- 2.16 Protection of rights prior to court proceedings
- 2.16.1 Various measures have been implemented to protect female victims prior to court proceedings. Details can be found in Articles 2.55 and 2.57. The provision of legal assistance has also been made more convenient to

¹⁰ Articles 2.13–2.17 are in response to recommendation 1 by German expert Hanna Beate Schöpp-Schilling for Article 2 of the Initial Country Report, and recommendation 2 by Korean expert Heisoo Shin.

¹¹ This article is in response to recommendation 9 by German expert Hanna Beate Schöpp-Schilling for Article 2 of the Initial Country Report.

resolve difficulties that victims of domestic violence may encounter during the judicial process. For details, please refer to Article 2.68.3.

- 2.16.2 According to the Act of Gender Equality in Employment, employees may file complaints with the local authority if they are dismissed, transferred or unfairly treated in any way by their employers as a result of filing a complaint.
- 2.16.3 According to the Act of Assistance for Family in Hardship, the government shall provide emergency living support, child living support, child education allowances, medical subsidies, childcare allowances, legal support, and business startup loans to women with low incomes, widows, unmarried pregnant women, women whose husbands are serving a prison sentence, and victims of domestic violence.
- 2.17 Court judgments regarding cases of discrimination¹²
 - 2.17.1 Between 2009 and 2012, the High Administrative Court issued a final verdict in 37 cases related to gender discrimination. These cases involved: (1) pregnancy; (2) sexual harassment; (3) denial of unpaid maternity leave; and (4) multiple forms of discrimination (refers to cases involving at least two forms of discrimination). Of the plaintiffs in these cases, 97% were women (Table 2-2). Meanwhile, in the same period the court issued a final verdict in 16 cases related to workplace discrimination. These cases involved: (1) age; (2) physical or mental disabilities; (3) previous union affiliation; and (4) multiple forms of discrimination. Of the plaintiffs in these cases, only two (13%) were women. These women had filed complaints concerning age discrimination and discrimination as a result of past union affiliation (Table 2-3).
 - 2.17.2 Statistics on judgments in gender discrimination cases have been maintained regarding employers (plaintiffs or appellants). A judgment against an employer means the employer has violated the Act of Gender Equality in Employment. Fines imposed by the competent authority on an employer are treated as administrative acts, and an administrative court is involved in the decision-making process to assure that the imposed fines are in line with relevant laws and that they serve the purpose of protecting

¹² Articles 2.17.1–2.17.4 are in response to recommendation 1 by German expert Hanna Beate Schöpp-Schilling for Article 1 of the Initial Country Report.

women's rights. The relatively high ratio of judgments against employers demonstrates the effectiveness of our government's efforts in protecting women from gender discrimination. Between 2009 and 2012, administrative courts of all levels issued a final verdict in 48 cases related to gender discrimination. Nine of these judgments (19%) were in favor of the employers and 39 (81%) were against the employers. It is evident that laws against discrimination have been implemented effectively throughout the court system (Table 2-4). With regard to cases related to workplace discrimination, administrative courts of all levels issued a final verdict in 23 cases. Two of these judgments (9%) were in favor of the employers and 21 (91%) against the employers (Table 2-5).

2.17.3 Among the 23 cases related to workplace discrimination between 2009 and 2012, nine had judgments which referred to Article 7 of the Constitution. Six of the nine references were made by the judges (not the involved parties), while the other three references were made by the plaintiffs (forming part of the reasoning behind the final judgments). Based on the above statistics, it is apparent that most administrative courts have adopted the practice of referring to Article 7 of the Constitution in their judgments. With regard to eliminating gender discrimination, the Constitutional Court Justices have based their interpretations on Article 7 of the Constitution for cases and issues involving gender equality. As for indirect forms of discrimination, although the Constitutional Court Justices have not mentioned the term "indirect discrimination" in previous interpretations, interpretation No.666 did find that the Social Order Maintenance Act was not in line with the Constitution, as it contained harsher penalties for women involved in sexual transactions. This shows that the Constitutional Court Justices are committed to eliminating indirect discrimination.

2.17.4 Between 2009 and 2012, a high administrative court issued a final verdict in one case involving multiple forms of discrimination in the workplace. In this particular case, the employer proposed a "preferential severance package" in June 2010. The plaintiff (female) did not accept this proposal and filed a complaint with the Taipei City Government. The Taipei City employment discrimination review committee concluded that the employer's actions constituted "employment discrimination with regard to

age," and thus imposed a NT\$600,000 (US\$19,392.37) fine on the employer for violating the Employment Services Act. The employer appealed, but the appeal was rejected, which led to administrative litigation. The Taipei High Administrative Court ruled against the employer, after which the employer again appealed. The case went to the Supreme Administrative Court, which also ruled against the employer.

Specific Measures

- 2.18 Enhanced promotion, training, and regulatory reviews to comply with CEDAW¹³
- 2.18.1 Promotional videos, broadcasts, and posters have been produced and distributed since August 2012 through TV stations, movie theaters, radio stations, local government agencies, as well as Taiwan Taoyuan International Airport, so as to promote awareness of gender equality in such areas as education, employment, housework, and political participation. Since December 2012, the government has also provided a digital learning course about CEDAW on its website. These measures have been taken to gradually eliminate gender stereotypes.
- 2.18.2 A CEDAW portal was created to serve as an information exchange platform, and CEDAW-related publications have also been made available.¹⁴
- 2.18.3 In 2012, the project Gender Equality—Eliminating All Forms of Discrimination Against Women was launched to enhance promotion, training, and regulatory reviews with regard to gender equality in government agencies. As for regulatory reviews, government agencies were asked to examine whether existing laws contain any terms that would constitute direct or indirect gender discrimination, and review gender statistics to determine whether laws promoted or jeopardized real gender equality. Laws that resulted in widened gender gaps would be amended using provisional measures. As of December 2012, the central government

¹³ Article 2.18.3 is in response to recommendation 1 by Korean expert Heisoo Shin on Article 2 of the Initial Country Report. Articles 2.18.1–2.18.4 are in response to recommendation 3 by German expert Hanna Beate Schöpp-Schilling for Article 1 of the Initial Country Report, and to recommendations 2, 3, and 5 by Korean expert Heisoo Shin.

¹⁴ These publications included *CEDAW Manual*, *Guide to CEDAW - The Women's Rights Convention*, and *Our Laws and Gender Equality - A CEDAW Perspective*.

had re-examined 732 laws and regulations, and county and city governments had examined 922 local regulations. The review is still ongoing, and a total of more than 32,800 laws and regulations are expected to be re-examined.¹⁵

- 2.18.4 As part of the 2012 initiative to review laws and regulations with regard to CEDAW, the government organized training sessions, as well as the Exchange Conference for Committees Implementing CEDAW Regulations. It also created a CEDAW website and an online law review system, and organized other relevant training courses for government employees.
- 2.19 Enforcing the gender equality policy guidelines
 - 2.19.1 A number of measures have been introduced under the Gender Equality Policy Guidelines to eliminate discrimination, including: ensuring that gender equality is properly portrayed in printed and electronic media; enhancing reviews and reporting mechanisms for complaints related to gender equality and employment discrimination; improving the work environment in the healthcare industry; and encouraging judges, prosecutors and mediators to avoid gender discrimination in their judgments, investigations and mediation.
- 2.20 Enhancing civil servants' awareness of and sensitivity towards gender equality
 - 2.20.1 The government has been offering digital learning courses for civil servants since 2012 to help raise their awareness of and sensitivity towards gender equality in formulating and implementing policies.
- 2.21 Eliminating gender bias and stereotypes in the media
 - 2.21.1 For the purpose of eliminating gender bias and stereotypes in broadcast media and advertisements, the government introduced the Guidelines for Broadcast of Gender-specific Contents in 2012, which prohibits 10 types of content. The guidelines prohibit the media from speculating or giving hints about the identities of sexual assault victims or victims of indecent photographs. Offenders will be punishable by law, and their actions may be used as reference when their licenses are up for renewal. (See Article 5

¹⁵ This article is in response to recommendation 1 by German expert Hanna Beate Schöpp-Schilling for Article 2 of the Initial Country Report, and to recommendation 1 by Korean expert Heisoo Shin for Article 2, and to the recommendation made by Singaporean expert Dr. Anamah Tan on Article 3.

for penalties imposed under the Radio and Television Act on broadcasts of gender or sex-related content between 2009 and 2012.)

- 2.21.2 For the purpose of eliminating gender bias in broadcast programs and publications, the government has implemented the Regulations Governing the Classification of Publications and Recorded Contents, the Motion Picture Act, and the Regulations Governing the Classification of Motion Pictures, so as to remove, or impose age restrictions on, content that features excessive blood or brutality or contains offensive actions, images, language, or conversations.
- 2.21.3 In order to build a safe Internet environment, the government assisted the private sector in forming the Digital Game Rating Committee in 2011, so as to offer rating consultation to videogame producers and review the appropriateness of ratings applied to retail games. In 2012, the Game Software Rating Management Regulations were implemented to classify or even penalize games based on their displaying of sex traits, sexual implications, inappropriate use of language, or other forms of gender discrimination. In addition, the Digital Content Industry Development and Assistance Project was launched to aid in the development of gender-neutral online games.
- 2.21.4 In 2012, the Ministry of Education's project Internet Safety and Prevention Against Inappropriate Contents for Students was approved. The project introduced information filters into networks used by county/city schools, preventing students from accessing inappropriate information such as pornography. Furthermore, discussions on common gender stereotypes in the media have been included in elementary and junior high school curriculums for the purpose of gender equity education.
- 2.22 Prohibiting gender discrimination in enterprises
 - 2.22.1 In its labor inspections, the government now also focuses on discrimination concerning gender and sexual orientation, which is prohibited in accordance with the Act of Gender Equality in Employment, along with measures to prevent sexual harassment, so as to make sure that enterprises comply with the law.¹⁶

¹⁶ This article is in response to recommendation 2 by Korean expert Heisoo Shin for the Initial

Difficulties in Implementation and Directions for Future Efforts

- 2.23 In an attempt to supervise government agencies' efforts to complete regulatory reform and comply with CEDAW requirements by 2014, a CEDAW Regulatory Review Task Force was created within the Department of Gender Equality in 2013 to review submitted amendments and clarify queries during the process. The government will also establish a system to keep track of revised laws, enhanced measures, and provisional solutions aimed at ensuring compliance with CEDAW requirements, as well as a database that maintains comprehensive gender statistics.¹⁷
- 2.24 To implement CEDAW principles in all governmental practices, the Executive Yuan has outlined a four-year (2014-2017) gender mainstreaming project to be carried out through various government agencies.
- 2.25 In general, awareness of CEDAW stipulations among civil servants still needs to be enhanced. Future training courses will focus on how to achieve real equality, identify indirect forms of discrimination, and make use of provisional measures.
- 2.26 The public still needs to be further educated on the need to eliminate gender discrimination. The government will utilize digital courses, promotional materials, and real-life examples to improve the public's knowledge of CEDAW.
- 2.27 In order to enhance gender awareness among teachers, the Ministry of Education has provided subsidies to preschools and schools up to the senior high school level, so as to encourage teachers to incorporate the values of gender equality in their curriculums.
- 2.28 To promote values of gender equality in local communities, availability of gender equity education has been included as one of the subsidy criteria for community colleges.
- 2.29 Prohibition of gender discrimination in the workplace, as specified in the Act of Gender Equality in Employment, has not been fully implemented in

Country Report.

¹⁷ This article is in response to recommendation 1 by German expert Hanna Beate Schöpp-Schilling for the Initial Country Report, and recommendation 1 by Korean expert Heisoo Shin.

practice. To ensure that the law is respected by employers across all industries, the government is planning to revise the act, allowing competent authorities to reveal the names of offending enterprises and their directors to the public depending on the severity of their offenses and the degree to which they have endangered public welfare.

Changes to Laws and Customs Deemed Discriminatory Against Women

Current Status

- 2.30 The Labor Safety and Health Act prohibits female workers from engaging in hazardous work, which contradicts CEDAW principles that women are entitled to equal working rights and employment opportunities.
- 2.31 The Seafarer Act prohibits female crewmembers from working at night, and limits the work that female crewmembers may perform during pregnancy or within one year after childbirth. This contradicts CEDAW principles that women are entitled to equal working rights and employment opportunities.
- 2.32 The Genetic Health Act specifies that, to terminate pregnancy, women are required to seek written consent from the spouse. This contradicts CEDAW principles that women have the right to decide the number of children they have, as well as the time period between births.
- 2.33 Penalties imposed on abortion by Article 288 of the Criminal Code do not conform to CEDAW principles, which demand the abolishment of all forms of punishment for abortion.
- 2.34 Succession rights were revised in accordance with the Act for Ancestor Worship Guild. However, Article 4 of the Act for Ancestor Worship Guild specifies that only men can be successors. This contradicts CEDAW principles that women are to be given equal rights as men.

Specific Measures

- 2.35 The Labor Safety and Health Act has been revised and renamed the Occupational Safety and Health Act.¹⁸ For example, the clause stating that "Female laborers are forbidden to engage in dangerous and hazardous

¹⁸ The revised Labor Safety and Health Act was announced on July 3, 2013.

work" has been removed. Furthermore, additional clauses were added to protect motherhood. (For details, see Article 13.)

- 2.36 Proposals have been put forward to revise the Genetic Health Act, so that women are only required to "inform their spouses before consenting to abortion," as opposed to "seek consent from their spouses."
- 2.37 Revisions to the Social Order Maintenance Act were completed in 2011. Prior to these revisions, only the person providing sexual services could be punished for sexual transactions; the client could not be punished. Following the revisions, both the person providing sexual services and the client are punishable for sexual transactions outside designated areas.
- 2.38 Steps taken to change folk customs and rituals deemed discriminatory against women¹⁹
- 2.38.1 Revisions were made to the Confucius Commemoration Guidelines in 2009, so that the role of lead worshipper may be inherited by all of Confucius' kin, and is no longer restricted to men.
- 2.38.2 The Funeral Ritual Improvement Task Force was assembled in 2010 to formulate changes to prevailing funeral rituals that are not in line with the principle of gender equality. Guidelines were also established to accommodate a wide variety of families and funeral service providers with regard to funeral rituals.
- 2.38.3 The book *A Preliminary Study of the Modern Funeral Knowledge and Attitude* was published in 2012 to revise traditional instruments and rituals that are not in line with the principle of gender equality, and to give women rights that used to be available only to men.

Difficulties in Implementation and Directions for Future Efforts

- 2.39 To ensure equal work rights for women, the work restrictions imposed on female crewmembers shall be removed from the Seafarer Act.
- 2.40 To conform with CEDAW principles on women's independence with regard to childbirth, Article 288 of the Criminal Code shall be revised and all articles concerning abortion offenses shall be removed.
- 2.41 The Act for Ancestor Worship Guild will be revised to ensure equal rights

¹⁹ Articles 2.38.1, 2.38.2 and 2.38.3 are in response to recommendation 1 by German expert Hanna Beate Schöpp-Schilling for the Initial Country Report.

for women. The government's aim is to ensure that arrangements of common property for ancestor worship, which already existed before this revision, will be in line with the principle of gender equality.

- 2.42 Traditional marriage rituals still contain a certain degree of gender bias. These rituals will be reviewed, and new interpretations will be offered in special publications.

Prevention of Gender Violence

Current Status

- 2.43 The ROC has the Domestic Violence Prevention Act and the Sexual Assault Prevention Act to prevent gender violence and to protect victims' interests. In addition, the Act of Gender Equality in Employment, the Gender Equity Education Act and the Sexual Harassment Prevention Act have been implemented to protect women against harassment at workplaces, schools, and other public areas.²⁰
- 2.44 The nation continues to use the "5 Ps" in the fight against gender violence: prevention, protection, prosecution, partnerships, and participation. Practical measures have been taken to promote public awareness of efforts to prevent gender violence, enforce victims' legal rights, protect victims from further harm, and achieve full equality as demanded by CEDAW.²¹
- 2.45 In the 2012 Survey Research on Gender Violence against Women in Taiwan, a random survey was issued to men and women aged 16 and above (with 1,640 effective responses). The survey found that more women fell victim to gender violence than men; women were also more vulnerable to economic abuse and sexual violence. The percentage of female victims who sought help through official channels was lower than those who sought help through unofficial channels, and this percentage was even lower for male victims. It was evident that official statistics did not accurately reflect the number of gender violence incidents.
- 2.46 As a result of the government's zero-tolerance policy, previously unreported incidents of domestic violence began to surface. Between 2009

²⁰ This article is in response to recommendation 3 by Korean expert Heisoo Shin for Article 2 of the Initial Country Report.

²¹ This article is in response to recommendation 5 by German expert Hanna Beate Schöpp-Schilling, and recommendation 3 by Korean expert Heisoo Shin for Article 3 of the Initial Country Report.

and 2012, the number of reported domestic violence cases increased by an average of 10% per year. Among the reported cases, 74% of victims were female. In addition, 50% of violent acts occurred among married couples, divorced couples, or unmarried couples living together, and more than 90% of victims in these cases were female (Table 2-6).

- 2.47 The number of marriages between ROC nationals and people from Southeast Asia and mainland China has increased. However, as the foreign spouses are often economically or socially disadvantaged, they sometimes become victims of domestic violence. Statistics have shown that foreigners and mainland China residents (including Hong Kong and Macao residents) accounted for 2.66% and 2.39%, respectively, of the total number of domestic violence victims. Even though this figure seems relatively low, the incidence of domestic violence incidents among these groups is much higher than among ROC nationals.
- 2.48 Between 2009 and 2012, the number of abused children and teenagers increased by 43.09%. The number of male victims increased by 36.95%, while the number of female victims increased by 49.13% (Table 2-7). Overall, boys and girls were equally vulnerable to abuse (Table 2-8).
- 2.49 Between 2009 and 2012, 80%-85% of sexual assault victims were female; victims aged below 18 accounted for nearly 70%, and 90% of these were girls and 10% were boys (Table 2-9). The difference in terms of gender was very significant. About 9% of victims were physically or mentally disabled (including those with unconfirmed disabilities), and of these 82%-90% were female (Table 2-10). This showed that women with physical or mental disabilities were highly vulnerable to sexual assault.
- 2.50 The Notes on Protections for Sexually Assaulted Victims in Court Proceedings outline the rights of, and protection given to, sexual assault victims during judicial procedures, which include the right to be accompanied by another person in court, as well as the right to privacy.
- 2.51 Gender awareness training courses have been organized for prosecutors, police officers, medical staff, social workers, and educators to enhance sensitivity and service quality when dealing with sexual assault cases.²²

²² This article is in response to recommendation 7 by German expert Hanna Beate Schöpp-Schilling

- 2.52 A number of police agencies, social welfare organizations, healthcare institutions, education agencies, legal assistance providers, labor agencies, and immigration counseling agencies have joined hands to prevent domestic violence. Meanwhile, proceeds from the Taiwan Public Welfare Lottery Fund, as well as government subsidies, are being provided to civic associations for the protection of victims.
- 2.53 The 113 protection hotline has been created to provide assistance 24 hours a day to victims of domestic violence and sexual assault, including children and teenagers. All calls are processed by a central operator, and services are provided in five foreign languages: English, Indonesian, Vietnamese, Thai, and Cambodian.
- 2.54 A dedicated hotline (0800-088-885) has been created to help foreign spouses adapt to life in Taiwan. Incidents of domestic violence or sexual assault will be transferred to the 113 protection hotline or referred to the Domestic Violence and Sexual Assault Prevention Center in the victim's area.
- 2.55 Domestic Violence and Sexual Assault Prevention Centers have been established in all counties and cities. The centers provide 24-hour emergency assistance for victims including diagnosis, treatment, medical inspection, evidence gathering and emergency placement. They also refer victims to agencies that can provide counseling, subsidies, legal services, education services, accommodation assistance, and employment services. Assistance is also provided with regard to tracking offenders and promoting public awareness.
- 2.56 Local police departments have assembled their own teams of specialists to handle incidents of abuse of women and children, while each police station has a domestic violence prevention officer to handle cases of domestic violence.
- 2.57 Victims of domestic violence or sexual assault may seek assistance by dialing 110 or 113, or by approaching social welfare, police, or healthcare departments in their area. Through these different channels, victims are referred to the Domestic Violence Shelter Program, which can provide

emergency or medium- to long-term shelter.²³

- 2.58 Central government agencies have overseen local governments' efforts in implementing the domestic violence offender treatment program and offering help to people with a history of domestic violence. In addition to enhancing counseling services offered through a special hotline for men, local governments have also been instructed to work with civic associations to develop services aimed at stopping violent behavior and ensuring the safety of victims.
- 2.59 Publications such as the *Service Manual for Sexual Assault Prevention Workers*, *Investigation Aid for Child and Mentally Disabled Victims of Sexual Assault*, and *Protection for the Mentally Disabled* have been produced as training materials. Other interactive tools have also been developed as practical guides to help people inspect wounds, gather evidence, and question victims of sexual assault.
- 2.60 Family courts have been created to deal with domestic litigation and non-contentious cases involving domestic violence (including issuance of civil protection orders). Each court has also established a sexual assault tribunal dedicated to handling sexual assault cases. Victims of domestic violence, sexual assault or child abuse may be accompanied by social workers or psychologists in court, and are entitled to other protective measures. For example, during questioning in court they are not confronted with the perpetrator, and their identity and place of residence are not disclosed, so as to ensure fair treatment for women in court. Since 2004, Sexual Assault Case Training for Courts has been organized on an annual basis to help judges enhance their expertise, as well as the quality of their judgments. Within each court, a specialized tribunal was created to handle sexual assault cases and applications for civil protection orders. Judges of the specialized tribunal are required to undergo professional training for at least 12 hours per year.
- 2.61 Each district prosecutor's office has assembled a Women and Child

²³ Currently, the Domestic Violence Shelter Program operates 235 shelters nationwide with a total bed count of 601. These shelters are open 24 hours a day; they generally provide shelter for one month, depending on the needs of the victim, and aim to help victims achieve independence. Depending on the victim's circumstances, other services focused on safety, intervention, medical attention, legal counseling, aid for children, subsidies, leisure, accommodation, and follow-up monitoring may be offered.

Protection Unit dedicated to handling cases of domestic violence and sexual assault. Meanwhile, the Taiwan High Court Prosecutor's Office has also assembled a Supervisory Panel for Women's and Children's Cases to supervise local offices.

- 2.62 The Directions on Relieving the Victims of Sexual Assault from Repeated Statements has been implemented in all counties and cities. Child victims, mentally disabled victims of sexual assault aged below 18, as well as adult victims, are entitled to related investigation procedures so that they are not forced to relive their trauma over and over again during the investigation.
- 2.63 Among the multitude of protective services for child victims of sexual assault, psychological counseling was the most in demand. In order to provide psychological counseling for victims in remote areas, training courses have been included as part of psychologists' ongoing development. A database of counselors has also been established.
- 2.64 The e-Care program was launched and a nationwide database was created to facilitate follow-up monitoring for domestic violence and sexual assault cases.
- 2.65 In order to enhance awareness among the public and contribute to the eradication of violence against women, the government organizes awareness campaigns in June and November each year to encourage people to use the 113 protection hotline and report incidents that occur within their neighborhood. Furthermore, prevention against domestic violence is also being promoted among foreign spouses, indigenous people, volunteers from LGBT advocacy organizations, and the general public.²⁴

Specific Measures

- 2.66 Protection of the legal rights of gender violence victims
- 2.66.1 The Domestic Violence Prevention Act was revised between 2008 and 2009 to define the scope of family members to which the act applies, as well as rules regarding issuance of civil protection orders and protection for victims.²⁵ After this revision, judicial fees were waived for application,

²⁴ This article is in response to recommendation 7 by German expert Hanna Beate Schöpp-Schilling for the Initial Country Report.

²⁵ The "Domestic Violence Prevention Act" allows civil protection orders to be issued for: current and

revocation, change, extension, and appeal of civil protection orders. Meanwhile, immigration staff were assigned the responsibility to report incidents, and victims aged 20 or above were entitled to apply for business startup loans.

- 2.66.2 Revisions were made to the Sexual Assault Prevention Act, the Regulation on Physical and Psychological Treatment, Counseling Education for Sex Offenders, and Regulation on Registration of Sex Offenders. These revisions were implemented on January 1, 2012, to ensure that sex offenders are monitored after they have served their sentence.
- 2.66.3 In 2011, the Children and Youth Welfare Act was revised and renamed the Protection of Children and Youths Welfare and Rights Act, so as to provide enhanced welfare, security and protection.
- 2.66.4 Since 2012, the Family Proceedings Act has allowed social workers or guardians ad item to accompany underage girls and girls under guardianship or assistance to appear and present statements in court (see Article 15 for detailed procedures and protections).
- 2.66.5 A judicial database concerning offenses against sexual autonomy was created. In addition, in 2011 a guide was published for judges detailing a list of medial examiners, investigation procedures, and applicable laws and Supreme Court judgments, so as to help judges make informed decisions.
- 2.66.6 In an attempt to protect the judicial rights of sexual assault victims, a set of notes was created to provide guidelines detailing proper procedures. In addition, judges have been encouraged to seek advice from physicians, psychologists, social workers and other relevant personnel with expertise in children's mental development to assist the court in gathering evidence on sexual assault offenses in which the victim was a child. The Offenses Against Sexual Autonomy Information System was created and commissioned in 2011 to facilitate research on sentencing using statistical analyses. To protect the victim's interests, 10 additional measures have been introduced to provide a friendly courtroom experience. These measures aim to ensure the following: (1) considerate subpoenas; (2)

former spouses, current and former domestic partners, parents and family members, direct blood relatives and relatives by affinity (current or former), and collateral relatives and collateral relatives by affinity of 4th degree or closer (current or former).

thoughtful protection notices; (3) court room visits before the start of proceedings; (4) court guides on the day of court hearings; (5) special rooms for victims from which they can monitor court proceedings; (6) protection for the rights of accompanying personnel; (7) avoiding secondary trauma during the investigation; (8) refining the chief judge's attitude; (9) revised wording for the judgment; and (10) confidential delivery of the final judgment.

- 2.66.7 In 2011, the government issued the Prosecutor's Notes on Sexual Offense Cases, the Prosecutor's Notes on Relieving the Victims of Sexual Assault from Repeated Statements, and the Prosecutor's Guide on Handling Women and Child Abuse Cases, so as to improve the efficiency of prosecutions. Sexual assaults committed by military personnel are subject to Military Prosecutor's Notes on Sexual Offense Cases and Notes on Sexual Offense Cases for Military Court.
- 2.67 Improving gender sensitivity and professional knowledge among law enforcement personnel and crime prevention workers²⁶
- 2.67.1 In 2012, the government subsidized the Gender Violence Victim's Workshop, which provided training to domestic violence prevention workers using different scenarios involving LGBT couples, new immigrants and indigenous people, and offered information on laws and protection measures for disabled and elderly people.
- 2.67.2 In 2012, international seminars on the causes of domestic violence, as well as counseling, were organized for front-line workers. These seminars were also attended by foreign experts.
- 2.67.3 Between 2009 and 2012, annual training courses were held for prosecutors dealing with cases involving women and children. These courses focused on protecting the rights of foreign spouses and being more sensitive when handling related cases.
- 2.67.4 In an attempt to enhance communication, the government has consulted with women and children advocacy groups, scholars, senior prosecutors and judges since 2010 to discuss relevant issues in sexual assault cases.

²⁶ Articles 2.67.1–2.67.7 are in response to recommendation 7 by German expert Hanna Beate Schöpp-Schilling for the Initial Country Report, and recommendation 3 by Korean expert Heisoo Shin.

- 2.67.5 Since 2009, the government has trained counselors for children and mentally disabled people. These counselors can assist investigations of sex offenses based on their understanding of victims' characters, learning abilities and adaptability, and can help create written records of victims' statements.
- 2.67.6 In 2009, a new regulation was implemented whereby all sexual assaults on campus need to be reported according to the Gender Equity Education Act. In 2012, professional training courses were conducted in accordance with the Regulations on the Prevention of Sexual Assault, Sexual Harassment, and Sexual Bullying on Campus to cultivate investigators in this field.
- 2.67.7 A training system featuring different subjects and levels has been introduced for domestic violence and sexual assault prevention workers. In addition, eligibility and training criteria were also established for social workers involved in child and youth protection. In 2012, the government published the *Guide for Handling Sexual Harassment Cases*, implemented training for domestic violence prevention workers, created digital training resources, established the Program for Developing Personnel for Questioning Children and Mentally Disabled Victims of Sexual Assault, and produced a series of questioning tools to improve the effectiveness of front-line workers.
- 2.68 Reducing incidents of assault through cooperation between different government agencies
- 2.68.1 A guide to prevent domestic violence was published for foreign spouses in 2009, which informed foreign spouses that they were entitled to the same protection as ROC citizens in cases of domestic violence. Meanwhile, subsidies were drawn from the Foreign Spouse Assistance Fund to provide adequate protection for foreign and mainland spouses.
- 2.68.2 In 2010, an experimental program was organized in cooperation with the private sector to provide emergency shelter and care for victims in indigenous communities.
- 2.68.3 Local governments in Taiwan proper and Penghu have been given subsidies to create Domestic Violence Service Offices under district courts. By 2009, a total of 19 offices had been established throughout the nation, and they were staffed with representatives from civic associations to

provide legal assistance to victims.

- 2.68.4 In 2011, the Taiwan Intimate Partner Violence Danger Assessment (the TIPVDA scorecard) was developed and implemented to help front-line personnel identify high-risk cases and intervene in a timely manner.
- 2.68.5 There were an insufficient number of social workers to deal with increasing reports of women and child abuse. To help local governments resolve this issue, the Social Worker Recruitment and Allocation Program was announced in 2010 with the goal of recruiting 1,462 social workers between 2011 and 2016. In 2011, 200 protective social workers were added, and in 2012 another 189 were to be recruited.
- 2.68.6 Based on systems adopted in hospitals, a similar process was created in 2012 to prioritize protection and intervention measures for children in need.
- 2.68.7 The Safety Protection Network for the Abused has been launched to facilitate coordination as well as specialized efforts among local governments. As of 2011, all counties and cities in the nation had joined this project.
- 2.68.8 In 2011, the Integrated Services for Sexually Assaulted Victims were launched to enhance the gathering and preservation of evidence. Adjusting these to local conditions, local government agencies offer professional and comprehensive services, so as to protect the legal rights of victims.
- 2.68.9 The Guidelines on Medical Practices for Sexual Assault Victims were revised in 2009. Sexually assaulted victims should be given priority once they have been diagnosed as Class 1 patients during the triage.
- 2.69 Bring to light unreported crime and enhance education and awareness
- 2.69.1 Between 2009 and 2012, foreign spouses were informed in their native languages on issues of personal safety, local regulations, and means of obtaining help.
- 2.69.2 In 2009, a sexual assault prevention video was produced for indigenous people and sent to various indigenous communities. In 2012, the government sponsored the efforts of civic associations to promote awareness of domestic violence in indigenous communities.
- 2.69.3 In 2012, the government sponsored the efforts of civic associations in organizing training events aimed at enhancing volunteers' sensitivity

towards domestic violence among gay couples and helping them report related incidents.

- 2.69.4 In an attempt to convey the principle of zero tolerance for domestic violence in local communities, a number of creative campaigns were organized in 2012, including the Violence-free Community Reform Project, the Gender Violence Prevention Competition, the Gender Violence Prevention Workshop, the Purple Ribbon Movement, and the Male's Voice Essay Competition.

Difficulties in Implementation and Directions for Future Efforts

- 2.70 A number of revisions for the Domestic Violence Prevention Act have been drafted in 2013 and sent for review to the Legislative Yuan. These revisions include extending maximum validity of civil protection orders to two years and allowing multiple extensions; and including child witnesses of domestic violence as part of the protection program.
- 2.71 Several improvements still need to be made to public spaces in order to make them friendlier to women and children. To achieve this, the government will be issuing crime alerts and redesign public spaces with better safety measures.
- 2.72 The government will strengthen its cooperation with the private sector to create a robust prevention network.
- 2.73 Judges will be urged to take the initiative in issuing civil protection orders against domestic violence offenders in accordance with the domestic violence offender treatment program. Meanwhile, the government will also revise its intervention plans for offenders and enhance training for front-line personnel to improve overall effectiveness.
- 2.74 Efforts will also be made to increase judicial involvement in domestic violence cases; improve law enforcement officers' evidence-gathering capabilities, especially for high-risk cases; and enhance training for prosecutors and judges to increase the number of prosecuted cases. In an attempt to provide judges with adequate knowledge for handling sexual assault cases, training courses have been broadened to cover six major areas, namely, empathy for and assessment of the psychological state of sexual assault victims (including children), mental treatment and crime

prevention for sex offenders, forensics for sexual assault cases, non-threatening courtroom experience, gender equality, and sentencing for offenses against sexual autonomy.²⁷

- 2.75 In order to calm the emotions of sexually assaulted victims and minimize their anxiety in the courtroom, victims are encouraged to visit the courtroom and familiarize themselves with procedures prior to the actual proceedings. Furthermore, special areas are provided to victims, social workers and accompanying personnel, so that they feel protected in the courtroom.
- 2.76 In cases of sex crimes, there is often a lack of evidence to convict the offender. In order to raise the indictment rate, personnel of judicial, law enforcement and health agencies must undergo more intensive training on various practices such as investigation, evidence-gathering and wound inspection.
- 2.77 Given the lack of manpower to handle sex offense cases, more resources will be committed to training personnel in this area, cultivating local resources and developing localized services. Additionally, further exchanges will be conducted regarding actual cases of sexual assault, so as to enable workers to cope with various scenarios. Meanwhile, standardized intervention procedures will be established to ensure proper treatment and counseling for sex offenders. Furthermore, evaluation and treatment models will be developed, so as to create comprehensive counseling for offenders.
- 2.78 In traditional patriarchal culture, sexual assault victims often conceal the truth and are reluctant to seek help. Efforts will continue to break this pattern and promote gender equality, and more resources will be committed to train personnel in questioning child and teenage victims.
- 2.79 Sexual assaults on children often have serious ramifications. This is especially true in cases where the offender is a family member, and the victim is unable to return home because of the incident. To address such problems, a more robust set of standardized procedures will be introduced specifically for child victims of sexual assault.

²⁷ This article is in response to recommendation 3 by Korean expert Heisoo Shin for the Initial Country Report.

- 2.80 Children are at high risk of sexual assault and child victims of sexual assault often go unnoticed. In order to facilitate timely intervention, the government will aim to improve the public's awareness in this regard, and enhance sensitivity among those who are responsible for reporting such incidents.
- 2.81 To accommodate revisions made to the Code of Court Martial Procedure in 2013, according to which offenses against sexual autonomy and sex offenders are subjected to judicial procedures and imprisonment, a new set of Communication Guidelines for Criminal Cases Involving Servicemen will be created, so that the military can work closely with law enforcement agencies.
- 2.82 Certain segments of the population are still guided by traditional values when confronted with gender violence, thereby undermining the prevention efforts of the community. To eliminate the root causes of gender violence, the government will organize campaigns to help develop awareness of domestic violence and sexual assaults. By actively involving communities in prevention efforts, people will eventually come to understand the importance of gender equality.
- 2.83 As a result of a lack of related policies and budget resources, the nation currently does not have long-term data to monitor changes in gender violence over time. Gender violence surveys will be conducted regularly in the future to serve as a foundation for preventive and intervention measures.

Article 3

States Parties shall take in all fields, in particular in the political, social, economic and cultural fields, all appropriate measures, including legislation, to ensure the full development and advancement of women, for the purpose of guaranteeing them the exercise and enjoyment of human rights and fundamental freedoms on a basis of equality with men.

Introduction

In this article we expound on the steps taken by the government to ensure the rights of women in the political, social, economic and cultural fields, focusing on the following three major aspects: laws and measures to protect the human rights and fundamental freedoms of women, government mechanisms to promote and safeguard the rights of women, and development and promotion of the Gender Equality Policy Guidelines. In addition to enacting laws and developing policy guidelines to protect the rights of women, the government has also established a task force committee mechanism to provide women with the means to participate in national decision-making processes. We also explain the results of the government's implementation of various policies and measures to promote women's rights.

Laws and Measures to Protect the Human Rights and Fundamental Freedoms of Women

Current Status

3.1 Laws and regulations pertaining to women's rights in the ROC consist of not only the provisions of the Constitution and the Local Government Act to protect women's suffrage, but also a dozen or more pieces of legislation enacted after the 1990s to safeguard women's rights in the areas of personal safety, marriage and family, employment, education and culture, welfare, and access to healthcare, thereby promoting the full development and advancement of women. In particular, the Sexual Harassment Prevention Act, Sexual Assault Prevention Act, and Domestic Violence Prevention Act have been enacted to ensure women's safety in both public and private spheres. In addition, the Act of Gender Equality in Employment and the Gender Equity Education Act stipulate the rights to which persons of different genders are entitled in the workplace and the

educational system. The Act of Assistance for Family in Hardship provides emergency assistance to families facing economic hardship. The sections on family in the Civil Code have been amended a number of times, including amendments regarding prefixing spousal surnames, residence, matrimonial property, children's surnames and their guardianship. The aim of these amendments is to ensure women's autonomy and rights.

Specific Measures

3.2 In response to the United Nations' commitment to investing in and empowering girls, so that they are able to enjoy the human rights and care that they deserve, as well as to acknowledge the UN's declaration of October 11 as the International Day of the Girl, in 2013 Taiwan also designated October 11 for this purpose. It also developed an action plan to improve the rights of girls in such areas as health and wellbeing, education and investment, personal safety, media, and traditional customs. The government has also endeavored to create a friendly environment so that all girls will have equal opportunities for development and self-realization.

Difficulties in Implementation and Directions for Future Efforts

3.3 The government has drafted the Gender Equality Basic Act (draft) to ensure and protect the right of women to access the resources required for their development. The purpose is to achieve substantive gender equality in this country.

Government Mechanisms to Promote and Safeguard the Rights of Women²⁸

Current Status

3.4 Planning for a national human rights institution

3.4.1 The eighth meeting of the Presidential Office Human Rights Consultative Committee held in June 2012 passed a resolution to establish the National Human Rights Institution Research and Planning Task Force. The task force is formed by the Committee and members are appointed by the

²⁸ The Constitution of the Republic of China requires that the five branches of the Central Government, i.e. Executive Yuan, Legislative Yuan, Judicial Yuan, Examination Yuan and Control Yuan, be established under the President and Vice President to exercise their respective powers and authorities. The organizational structure of the central government is described in Figure 3-1.

Committee Chair (Vice President) or Committee members.²⁹

3.5 Gender Equality Committee (GEC), Executive Yuan³⁰

3.5.1 To promote communication between various government agencies and strengthen the overall effectiveness of the government's enforcement of women's rights and interests, the Executive Yuan established the task force-level Committee of Women's Rights Promotion (CWRP) in 1997, incorporating the advocacy and proposals of representatives from women's organizations, as well as scholars and experts, into the country's highest decision-making mechanisms. By bringing together government representatives and citizens from different professional backgrounds, the government and people will be able to work together to enhance policy planning, consultation, supervision and resource integration, so as to promote women's rights.

3.5.2 The government has raised the level of the government agency charged with implementing gender equality policies from a task force to a dedicated agency, in order to improve the efficiency and enforcement of national gender equality policies. In 2012, the Executive Yuan established the Department of Gender Equality (DGE), which falls under the direct supervision of the Premier. In addition, the Executive Yuan expanded the scope of the CWRP to the new Gender Equality Committee (GEC), with members of the DGE serving as advisors. These measures foster interagency cooperation on matters related to gender equality policies and provide oversight over the central and local governments' efforts in implementing CEDAW-related policies, promoting the Gender Equality Policy Guidelines and carrying out gender mainstreaming work. This enables the government to incorporate gender equality concepts, enforce gender equality practices, and strengthen the partnership between the government and civil society with respect to women's rights and gender equality.

²⁹ This article is in response to recommendation 2 by Korean expert Heisoo Shin for Article 2 of the Initial Country Report.

³⁰ Articles 3.5.1, 3.5.2, 3.5.3, 3.5.4 and 3.5.5 are in response to recommendation 11 by German expert Hanna Beate Schöpp-Schilling for the Introduction article of the Initial Country Report, recommendation 1 by German expert Hanna Beate Schöpp-Schilling for Article 2, recommendation 2 by German expert Hanna Beate Schöpp-Schilling for Article 3, and recommendations 2 to 4 by Korean expert Heisoo Shin.

- 3.5.3 The GEC is funded by the Executive Yuan. To ensure a sound operational mechanism and improve efficiency, a meeting handbook has been produced to specify the commission's missions, tasks, members, as well as stipulations on avoiding conflicts of interest. A three-level meeting framework has been adopted, and in principle a meeting of the commission takes place once every four months.³¹
- 3.5.4 The chair of the GEC is the Premier, who is responsible for convening and presiding over the meeting, as well as inviting all GEC members (including government officials and citizens) and representatives from relevant ministries to attend the meeting. Government members of the GEC are heads of ministerial-level agencies, which facilitates interagency coordination and ensures that the policies are carried out effectively and consistently.
- 3.5.5 As of 2012, both CWRP and GEC meetings have achieved high attendance rates (over 80%). During the operations of these committees, a number of policies and measures concerning women were implemented, including the development of gender statistics indicators, establishment of the Women's Policy Guidelines, Women's Health Policy and *Policy White Paper on Female Labor*, passage of the resolution stipulating that at least one-third of the members of an Executive Yuan committee shall be women, promotion of the establishment of gender equality task forces in each ministerial-level agency, passage of gender-friendly transportation policies, establishment of a National Women's Hall, promulgation of the Act of Gender Equality in Employment and the Gender Equity Education Act, development of the *White Paper on Gender Equality in Employment*, promulgation of the CEDAW Enforcement Act, and development of the Gender Equality Policy Guidelines, Giant Steps for Gender Equality—Enforcement of CEDAW, and planning for the second country report on CEDAW. The operation mechanism of the commission facilitates

³¹ The three-level meeting mechanism includes group division meetings, pre-meeting consultations, and commission meetings. At the first level, each ministerial-level government agency assumes the role of advisor and develops proposals based on 6 group divisions. At the second level, pre-meeting consultations, the commission's agenda and group proposals are coordinated. At the third level, coordination efforts at the second level are reviewed and proposals for which consensus has been reached are put forward. Refer to Figure 3-2 for the operational and organizational details of the commission.

the implementation of gender equality policies and provides oversight on the enforcement of gender equality policies by ministerial-level government agencies, as well as periodic reports to the Premier. The successful operation of the commission is reflected in the gender statistics that have been collected.

3.6 Legislative Yuan Gender Equality Task Force

3.6.1 In 2012, the Legislative Yuan Gender Equality Task Force was established, which is chaired by the Deputy Secretary-General. Members of the task force include advisors to the Legislative Yuan, as well as experts and scholars. They are responsible for providing consultation and guidance to the Legislation Yuan on matters related to gender equality and promoting gender equality concepts. By enhancing awareness of gender equality among staff of the Legislative Yuan, the task force assists legislators in becoming more sensitive to gender issues when deliberating on legislation or reviewing budget proposals.

3.7 Judicial Yuan Human Rights and Gender Equality Committee

3.7.1 In 2012, the Judicial Yuan Human Rights and Gender Equality Committee was established, which is convened by the Secretary-General. Members include the Deputy Secretary-General, the Directors-General of respective departments, directors of relevant divisions and offices, as well as experts and scholars. They provide oversight on human rights and gender equality work performed by various departments and offices of the Judicial Yuan.

3.8 Human Rights Task Force for the Examination Yuan and Subordinate Agencies and the Gender Equality Committee of the Examination Yuan³²

3.8.1 The Human Rights Protection Task Force for Examination Yuan and Subordinate Agencies was established in 2011. The areas for which the Examination Yuan is responsible include regulatory amendments and the rectification of violations of human rights protection measures. Issues regarding women's rights mainly involve the lifting of restrictions on male/female admission quotas and performing expanded reviews on target scopes. Between 2009 and 2012, the Examination Yuan amended relevant special examination regulations to lift the restrictions on gender-based

³² Articles 3.8.1 and 3.8.2 are in response to recommendation 10 by German expert Hanna Beate Schöpp-Schilling for Article 2 of the Initial Country Report.

admission requirements for the recruitment of police officers, national security intelligence officers, coast guard officials and judicial officers. The purpose is to ensure that women are treated equally in all national examinations. In addition, beginning on April 13, 2011, decisions made by government agencies in determining whether sexual harassment complaints have merit will be incorporated into the scope of review targets under the Civil Service Protection Act. The purpose is to safeguard the right to relief and to urge government agencies to create a friendly work environment for civil servants free of sexual harassment. As of the end of 2012, in six cases appeals had been made regarding the decision as to whether sexual harassment complaints had merit. In two cases, offenders appealed penalties they were given for sexual harassment.

3.8.2 The Examination Yuan Gender Equality Committee was established in 2012. The purpose is to establish a mechanism to urge the Examination Yuan and its subordinate agencies to implement gender equality policies. At the same time, the committee also provides guidance and consultation services on gender equality policies and regulations, as well as reviews of administrative measures. Generally, meetings are held once every four months. Each of the Examination Yuan's subordinate agencies has established its own gender equality task force in accordance with the resolution passed by the committee in order to carry out gender equality-related tasks.

3.9 Human Rights Protection Committee of the Control Yuan

3.9.1 The Human Rights Protection Committee of the Control Yuan is by law responsible for fulfilling various categories of human rights-related objectives (including gender equality). With respect to possible violations of human rights or gender equality by government agencies, the Human Rights Protection Committee may appoint members of the Control Yuan, either on an ad hoc or rotational basis, to conduct investigations. Members of the Control Yuan may also conduct investigations on their own accord. If the seven Standing Committees of the Control Yuan encounter human rights-related issues during their review of cases being investigated, related cases will be forwarded to the Human Rights Protection Committee for further consideration. The committee will then compile, on a regular basis,

key human rights investigation cases and publish them as the Control Yuan's working records on human rights issues.

3.9.2 With respect to the reports on investigations conducted and completed between 2009 and 2012 by the Control Yuan, there were 53 cases involving violations of women's human rights. Sexual assault cases (45.3%) represent the top category of violations (Table 3-1, Figure 3-3). The Control Yuan has issued correction orders to government agencies committing the offenses, or has required them to address the problems within an allotted time. Each government agency will then conduct reviews, corrections or improvements. The Control Yuan will follow up on these orders to ensure compliance.

3.10 Local governments' committees on promotion of women's rights

3.10.1 Among the 22 county and city governments in the country, 21 have established local committees on promotion of women's rights (hereinafter referred to as local CWRPs), which are convened by their respective heads of government. Members of each committee include heads of departments and offices, representatives from women's organizations, as well as experts and scholars. Its principal mission is to promote and safeguard women's rights and facilitate the implementation of related policies. Meetings are held regularly to oversee the work carried out by local government agencies regarding the improvement of women's rights. Currently, advisors to the local CWRP include the local government's competent authorities (e.g. department or bureau of social welfare), and the local CWRP is funded by the government.³³

3.10.2 In addition to continuing to oversee the implementation of gender mainstreaming policies by local governments, local CWRPs are also involved in local governments' regulatory work concerning CEDAW. Furthermore, to respond to gender issues that have emerged in recent years, local CWRPs have also made groundbreaking policy proposals to urge the government to incorporate gender perspectives into policies. Examples include the planning and promotion of a program to facilitate the participation of men in gender equality and fatherhood issues, as well as

³³ This article is in response to recommendation 6 by German expert Hanna Beate Schöpp-Schilling for Article 2 of the Initial Country Report.

the establishment of a task force on pedestrian underpass safety inspections to conduct comprehensive inspections of underpasses and address any deficiencies in order to protect women and create a safe environment.

Difficulties in Implementation and Directions for Future Efforts

- 3.11 Gender equality-related tasks as carried out by local governments involve many aspects and require cooperation and coordination between agencies. Social welfare agencies alone are unable to achieve the objectives. In order to improve the efficiency of policy implementation, the government intends to strengthen local CWRPs' role of providing advisory services, or establish a comprehensive planning and research agency to assume related responsibilities, so that an effective and integrated agency can carry out gender equality tasks and meet local gender equality objectives.
- 3.12 In response to changing human rights developments, the Control Yuan plans to establish a gender equality task force under its Human Rights Protection Committee. The task force will be responsible for overseeing the implementation of gender equality policies by the government. In the future, apart from helping members of the Control Yuan to enhance their gender awareness through expert consultation meetings, the government will also continue to provide training to increase understanding of CEDAW among investigation officers and other staff of the Control Yuan. In addition, information regarding major cases involving women's human rights, as well as related efforts by government agencies will be compiled for the benefit of the general public.

Development and Promotion of the Gender Equality Policy Guidelines

Current Status

- 3.13 The Women's Policy Guidelines, established in 2004, reflect national policies and specific actions taken by the government to respond to changes in society and to the development of women's issues. The philosophy behind the guidelines is based on equal participation in decision making and national governance. The guidelines focus on the following six aspects: women's participation in political affairs, women's

participation in the workforce and the economy, welfare and poverty reduction for women, women's education and culture, women's healthcare, and women's personal safety. These aspects will serve as the basis for the formulation of women's rights policies by ministerial-level government agencies.³⁴

3.14 The *White Paper on Women's Policy* proposed during the presidential election campaign in 2008 has been implemented by government agencies through appropriate modifications and amendments, the formulation of policies and other measures, and the establishment and execution of relevant projects.³⁵

3.15 In response to global development trends regarding women's rights and gender equality issues, as well as Taiwan's changing socioeconomic environment, and in consideration of government policy continuity, the government established the Gender Equality Policy Guidelines in 2011 on the basis of the Women's Policy Guidelines. The guiding principle is that enhancing women's rights is the primary task in achieving gender equality. The guidelines focus on seven core issues, including power, decision-making and influence; employment, economy and welfare; education, culture and media; personal safety and the judicial system; health, medical services and care; population, marriage and family; and the environment, energy and technology. The purpose is to provide a set of directions and objectives that can be followed by government agencies carrying out gender equality-related tasks. Through coordination by the Department of Gender Equality and the three-level meeting mechanism, the work carried out by each ministerial-level government agency is reviewed on a regular basis to ensure that each agency implements its gender equality policies in an earnest manner and that women's rights are adequately protected.³⁶

³⁴ This article is in response to recommendation 1 by Korean expert Heisoo Shin's for Article 3 of the Initial Country Report.

³⁵ This article is in response to recommendation 3 by German expert Hanna Beate Schöpp-Schilling for Article 2 of the Initial Country Report.

³⁶ This article is in response to recommendation 2 by German expert Hanna Beate Schöpp-Schilling for Article 2 of the Initial Country Report, and recommendation 1 by Korean expert Heisoo Shin for Article 3 of the Initial Country Report.

Difficulties in Implementation and Directions for Future Efforts

- 3.16 The Gender Equality Policy Guidelines focus on seven major areas and contain 255 concrete measures. In addition, pending tasks associated with the implementation of gender mainstreaming and CEDAW-related policies are numerous and complex. The central government currently lacks a dedicated unit capable of integrating, coordinating and implementing the necessary tasks, and the work is carried out by existing agencies. It is apparent that there is insufficient manpower to carry out the necessary work, and the high turnover of personnel is also an issue. In addition, tasks related to gender equality should be extended to local governments, which are closer to citizens at the grassroots level. Therefore, addressing the lack of manpower at the central and local government levels should be a priority.
- 3.17 In the future, the government plans to conduct evaluations of gender equality tasks performed by both central and local government agencies through an approach that combines both guidance and evaluation. The aim is to strengthen the central and local governments' implementation of gender equality policies, increase the amount of manpower and resources devoted to carrying out these tasks, and implement various concrete measures in a comprehensive manner, so that gender equality will truly become a reality in this country.

Article 4

1. Adoption by States Parties of temporary special measures aimed at accelerating de facto equality between men and women shall not be considered discrimination as defined in the present Convention, but shall in no way entail as a consequence the maintenance of unequal or separate standards; these measures shall be discontinued when the objectives of equality of opportunity and treatment have been achieved.
2. Adoption by States Parties of special measures, including those measures contained in the present Convention, aimed at protecting maternity shall not be considered discriminatory.

Introduction

This article describes temporary special measures adopted by the government to achieve de-facto equality for women, and special measures providing differential treatment aimed at protecting maternity in light of the physiological differences between men and women.

Temporary Special Measures³⁷

Current Status

- 4.1 The ROC has by design incorporated in the electoral system reserved seats to guarantee women the opportunity to participate in political affairs and to achieve political equality. Article 134 of the Constitution stipulates that "In the various kinds of elections, the number of women to be elected shall be fixed, and measures pertaining thereto shall be prescribed by law." Also, Paragraph 2 of Article 4 of the Additional Articles to the Constitution of the Republic of China states that "Legislators at-large and overseas compatriot legislators shall be elected from the party representation list in proportion to the number of votes won by each party that obtains at least 5 percent of the total votes, and the number of elected female legislators on each party's list shall not be less than one-half of the party's total electees." Article 67 of the Civil Servants Election and Recall Act stipulates that in

³⁷ Articles 4.1–4.5 are in response to recommendations 1, 3, and 4 by German expert Hanna Beate Schopp-Schilling, and recommendation 1 by Korean expert Heisoo Shin for Article 4 of the Initial National Report, and recommendation 4 by Heisoo Shin in the follow-up discussions. Article 4.1 is in response to recommendation 2 by Heisoo Shin.

the legislator election, women electees shall constitute at least half of the electees on the list of each political party. Article 33 of the Local Government Act provides that in the event there are a total of four representatives to be elected by an electoral district, there should be at least one female among the elected. If the total number of those to be elected exceeds four, an additional woman shall be among the elected for every additional four persons elected.

- 4.2 The ratio of women among members of the Legislative Yuan was merely 22% prior to 2004, and was raised to 33.63% by 2012; the ratio of female county/city councilors reached 27.36% in 2009; and the ratio of female municipal councilors reached 34.08% in 2010. The gradual increase in the ratio of female representatives in politics clearly indicates that relevant measures have produced the desired effect.

Specific Measures³⁸

- 4.3 To ensure that female perspectives and experiences are taken into consideration in government policy decisions, the 2005 meeting of the Committee for the Promotion of Women's Rights resolved that all members of the functional committees under central government agencies (including government representatives and outside experts and scholars) must meet a target for women of at least one-third. In 2012, the requirement was extended to the boards of directors and supervisors for foundations receiving more than 50% cumulative funding from the government (hereinafter referred to as "government-sponsored foundations"), as well as state public utilities. The Gender Equality Policy Guidelines promulgated in 2011 also clearly establish definitive action plans to continue promoting and expanding the practice of the one-third gender ratio. Central government agencies have also been actively improving the gender composition of their committees, reaching 93.55% compliance in 2012. By 2012, 31.73% of the boards of directors of government-sponsored foundations met the standard and 64.21% of their boards of supervisors achieved compliance. Among state-run public

³⁸ Articles 4.3, 4.4.1, and 4.5 are in response to recommendation 5 by German expert Hanna Beate Schöpp-Schilling for the Initial Country Report.

utilities, no boards of directors have met the one-third ratio, but 53.85% of their boards of supervisors have. Local governments also support the central government's policy by promoting the gender quota principle among their functional committees.

4.4 It is often difficult for women, who leave the workforce because of motherhood or other family considerations, to re-enter the workforce. Some women choose to start their own businesses while also simultaneously caring for their family. However, female entrepreneurs often encounter greater restrictions compared to their male counterparts. In the efforts to remove obstacles for women entrepreneurship, the government has launched a number of programs.

4.4.1 As part of the Phoenix Micro-business Start-up Loan and Consulting Plan, the government furnishes 95% of the credit guarantee for women aged 20 to 65 who start their own business. The loan does not require a guarantor or collateral, and does not charge interest in the first two years. Borrowers from families under hardship or low-income households are eligible for interest-free loans in the first three years; they begin paying interest on the loan starting in the fourth year at a preferential fixed rate of 1.5% per year. The program also offers entrepreneurship classes and counseling services to applicants to increase the success rate of newly started businesses. To enhance the effectiveness of micro-entrepreneur assistance mechanisms, the maximum loan amount was raised from NT\$500,000 (US\$16,160.31) to NT\$1 million (US\$32,320.62) in 2008. Starting in 2012, women who are the sole income earner in their family were given the status of individual under hardship and made eligible for interest subsidies. From 2009 to 2012, 5,649 women received assistance in starting their own businesses, and 2,500 women were granted loans. The total amount of loans provided to these women exceeded NT\$1.31 billion (US\$42.4 million). The loan program also helped create 16,403 jobs. This program will continue until all unequal conditions for women entrepreneurship have been eliminated.

4.4.2 The Female Entrepreneur Elite Program was launched in 2012. Through selection of outstanding women entrepreneurs, provision of counseling, venture funding, business networking, promotional campaigns, and the

holding of conferences and meetings, this program aims to cultivate talented women and establish success models for women entrepreneurship, so as to raise the financial independence and competitiveness of women.

- 4.5 To assist the increasing number of foreign spouses in adapting to life in Taiwan, and to protect their rights, the Foreign Spouse Assistance Fund was established in 2005. The fund plans to accrue NT\$300 million (US\$9.7 million) a year in a 10-year period as a special budget to subsidize government and non-governmental organizations for projects in four main areas: medical care subsidies, social assistance and legal services; foreign spouse education, encouragement, and provisions for childcare and multicultural promotion; family activity centers and social organizations; and counseling, service and talent development and community revitalization. The number of projects approved by the fund grew from 194 in 2009 to 457 in 2012, and the amount funded grew by more than NT\$200 million (US\$6.5 million) a year, indicating the rising demand for funds (Table 4-1). Considering the fact that the number of foreign spouses and children continues to increase, and that the fund has on average a surplus of NT\$100 million (US\$3.2 million) a year, the program will continue to operate until the entire amount of NT\$3 billion (US\$97 million) is exhausted.

Difficulties in Implementation and Directions for Future Efforts

- 4.6 Because compliance with the aforementioned gender ratio is relatively low among the boards of directors and supervisors of state-run enterprises and public utilities, the government will urge those state-run enterprises and utilities not yet meeting the one-third target to add at least one woman to the board when appointing new members. The government also compiles lists of female experts in industry, government and academia who are considered to be qualified candidates for board positions, so as to actively improve compliance. In order to broaden related promotional efforts, the government encourages civic groups and private businesses to adopt the gender quota principle for their boards through incentive mechanisms. In promoting public officials from junior rank to senior rank, or promoting officials to grade level 9 before advancing to senior rank, the minority

gender will be given priority consideration when qualifications of candidates are comparable, so as to achieve compliance with the one-third gender ratio at every grade level of every government agency.

- 4.7 To bring the Local Government Act more in line with the spirit of gender equality, the government since 2012 has been gathering views from all sectors of society on such issues as converting reserved seats for women to a gender quota system and raising the quota, with the aim of forging consensus to amend relevant laws and regulations. In the future, the government will adopt 30%, established in the Beijing Declaration and Platform for Action, as the medium-term target, and 40% as the ultimate target.³⁹
- 4.8 In order to raise the success rate of women entrepreneurs and further develop their strengths, the government decided to combine the Flying Geese Program⁴⁰ and the Female Entrepreneur Elite Program into the Women Entrepreneurship Flying Geese Program. The program will offer tailor-made and integrated services to women in different stages of business start-up, and create a friendly environment conducive to women entrepreneurs. For low-income and disadvantaged women, the government will make use of private non-government resources to construct an entrepreneurship counseling mechanism and help these women gain financial independence and rise out of poverty.
- 4.9 The Instant Technical Assistance Program for SME is a government program that aims to assist small and medium-sized enterprises in undertaking upgrade and transformation projects. The program accepts fund applications from foundations, universities, technology service providers, etc. To encourage female participation, projects where both the project director and the director of the related organization are women will be given extra points in project reviews.
- 4.10 For mechanisms and programs that have achieved de jure gender equality, but have witnessed gender gaps in implementation or have not achieved de-facto equality, the government will undertake reviews and formulate

³⁹ This article is in response to recommendation 2 by Korean expert Heisoo Shin for Article 4 of the Initial National Report, and recommendation 4 by Heisoo Shin in the follow-up discussions.

⁴⁰ The program was launched in 2002. Please see Article 13 for program details.

temporary special measures.

Special Measures for Protecting Maternity

Current Status

- 4.11 Paragraph 2 of Article 153 of the Constitution states that "Women and children engaged in labor shall, according to their age and physical condition, be accorded special protection." Article 156 states that "The State, in order to consolidate the foundation of national existence and development, shall protect motherhood and carry out the policy of promoting the welfare of women and children." It is clear that the Constitution allows government agencies to take special measures to protect the rights and interests of women.
- 4.12 According to the Act of Gender Equality in Employment, female employees shall not be discriminated against or laid off when they become pregnant, and employees are entitled to maternity leave, pregnancy leave, time for breastfeeding, and adjustment of work hours for child-rearing purposes (see Article 11 for details).
- 4.13 According to the Labor Standards Act, a female worker may apply for transfer to a less strenuous work environment during her pregnancy. The employer shall neither reject her application nor reduce her wages. In addition, female workers who are pregnant or are breastfeeding their babies shall not be assigned to night shifts.
- 4.14 Under the National Health Insurance (NHI) program, pregnant women can receive 10 prenatal screening tests and one ultrasound exam free of charge. If additional tests are deemed necessary by a doctor, the NHI will also pay for related expenses. The NHI also provides subsidies for high-risk groups to undergo tests for known genetic disorders.

Specific Measures

- 4.15 Protective measures for women in the workplace
- 4.15.1 Provisions on pregnancy leave were added to the Rules on Leave-taking by Workers and the Act of Gender Equality in Employment in 2010 and 2011, respectively. They stipulate that when an employee requests pregnancy leave, the employer shall not treat it as absence from work or

deduct points from the employee's attendance bonus or performance review, and shall not take any action that negatively affects the employee.

4.15.2 The Labor Safety and Health Act was amended in 2012 and renamed the Occupational Safety and Health Act. Measures aimed at protecting maternity at workplaces include the following: employers shall adopt hazard evaluation, control and classification management measures for work that may be hazardous to women's health; and employers shall adopt health protection measures for female workers who are pregnant or have given birth within the past year, such as adjusting or switching work assignments.

4.16 Protective measures for students and researchers

4.16.1 Paragraph 4 of Article 26 of the University Act, amended on November 18, 2009, states that "A student pursuing a bachelor degree or above may request for prolonging the studying term on account of pregnancy, childbirth, or childcare for a toddler under three years old." The new provision aims to uphold the right to education of pregnant students and provide more incentives for female students to continue their studies.

4.16.2 The Central Police University, in its 2009 admission brochure for its two-year undergraduate program and 2012 admission brochure for its master's and Ph.D. programs, specified for the first time that, in the event of unpaid maternity leave, students' years of service, performance, and rewards and punishments will carry over to when they return to work (see Article 10 for details).

4.16.3 With regard to professors and researchers, extensions of application eligibility or relaxation of restrictions are possible for promotion reviews, government-subsidized research projects, government scholarship programs, and government-sponsored overseas study in the event of childbirth or maternity leave (see Article 10 for details).⁴¹

4.17 Medical care for pregnant women

4.17.1 In 2010, the government subsidized pregnant women from low-income households for Group B Streptococcus screening tests. In 2011, the subsidy was expanded to pregnant women from low-income and medium

⁴¹ This article is in response to recommendation 3 by German expert Hanna Beate Schöpp-Schilling for the Initial Country Report.

to low-income households, and pregnant women with household registrations in mountainous or indigenous areas or offshore/remote areas. Since 2012, all pregnant women have received a NT\$500 (US\$16.16) subsidy for the test.

4.18 Protective measures for breastfeeding in public places

4.18.1 The Public Breastfeeding Act enacted in 2010 protects women's right to breastfeed in public places, and stipulates that nobody may prohibit or impede breastfeeding. The Act also requires the setup of indoor breastfeeding areas of a certain size at government agencies, state-run enterprises, train stations, metro stations, airports, department stores, and retail outlets, so as to create a friendly environment.

4.18.2 As of 2012, 1,788 premises across the country that are required by law to set up breastfeeding rooms have done so, with a 100% installation rate.

4.18.3 The ratio of babies under six months old in Taiwan who are exclusively breastfed broke 40% in 2009 and grew to 49.6% in 2012, approaching the global target of 50% set for 2025 by the World Health Organization.

4.19 Installation of women-friendly public facilities

4.19.1 To accelerate improvements to the ratio of women's to men's toilets in older buildings, the government amended Article 97 of the Building Act in 2011, stipulating that technical regulations related to planning, design, construction, structure, and equipment shall have provisions on the establishment of gender equality environments. According to the amended Building Act, for high-usage toilets (at schools, stations, movie theaters, etc.), the ratio of women's to men's toilets will be increased to 5:1; for low-usage toilets (at offices, factories, malls, etc.), the ratio of women's to men's toilets will be revised to 3:1 or higher.

Difficulties in Implementation and Directions for Future Efforts

4.20 In accordance with the CEDAW's spirit of protecting maternity, and in reference to the Labor Safety and Health Act which was amended in 2012, the Regulations Governing Safety and Sanitary Protection of Civil Service have been amended to include a provision stating that, for female civil servants who are pregnant or have given birth within the past year, agencies should make necessary work adjustments or adopt other health

protection measures based on a doctor's evaluation, as well as the opinion of the person involved. For jobs that require shift rotations, agencies should step up the promotion and implementation of protective measures for female employees who are pregnant or have given birth within the past year.

- 4.21 To effectively increase the breastfeeding ratio, the government will combine public and private resources to create breastfeeding-friendly workplaces and communities.

Article 5

States Parties shall take all appropriate measures:

- (a) To modify the social and cultural patterns of conduct of men and women, with a view to achieving the elimination of prejudices and customary and all other practices which are based on the idea of the inferiority or the superiority of either of the sexes or on stereotypical roles for men and women;
- (b) To ensure that family education includes a proper understanding of maternity as a social function and the recognition of the common responsibility of men and women in the upbringing and development of their children, it being understood that the interest of the children is the primordial consideration in all cases.

Introduction

Despite democratic reforms, women's rights movements, and numerous regulatory amendments to enhance the standings of women in society since the Republic of China was founded, the deep influence of traditional customs and culture has continued to be reflected in the idea that men are superior to women. This results in obstacles for women to gain equal opportunities. The government has spared no effort in transforming traditional customs, eliminating occupational barriers and salary gaps, and enabling women to make the most of their potential. The following introduces three important aspects in this regard, namely, elimination of gender stereotypes in culture and customs, removal of stereotypical roles for men and women in certain occupations, and educational and media regulations regarding gender equality.

Elimination of Gender Stereotyping in Culture and Customs⁴²

Current Status

5.1 Gender stereotypes, particularly that men should be out working while women should be maintaining the household, persist in our country. The 2010 *Report on Women's Marriage, Fertility and Employment* shows that married women spent 4.27 hours on average a day taking care of household chores. Among them, working women spent 3.45 hours and non-working 5.26 hours, indicating that the roles of men and women continue to be influenced by traditional ideas.

⁴² Articles 5.1 to 5.12 are in response to recommendation 2 by Korean expert Heisoo Shin in the Initial Country Report.

- 5.2 There are still gender-based taboos in some folk customs. For example, menstruating women are not allowed to enter temples or take part in ancestor worship. Meanwhile, men carry the family name and represent the family, and children carry their father's last name. Women are unable to play major roles in either funerals or ancestor worship. All of these have hindered women's standing in society and the family.
- 5.3 As education advances, however, women are no longer confined to their home. In 2012, women accounted for 50.19% of the workforce, an increase of 3.6 percentage points from 10 years ago. This indicates not only that men and women share responsibilities in terms of contributing to the family income, but also that more women are able to excel in the workplace, gradually eliminating stereotypical roles for men and women in all walks of life.

Specific Measures⁴³

- 5.4 To eliminate gender inequality in marriage and family, the Civil Code went through multiple amendments before 2009. According to these amendments, the husband and the wife shall keep, use, manage and dispose of their own property; the wife is not required to use the husband's last name; the husband and wife shall negotiate on a domicile; and the last name of children shall be determined through a written agreement between the husband and the wife, etc. All of these were mentioned in the Initial Country Report. In addition, the Civil Code was amended in 2012, according to which only the husband and wife have the right to decide how the remainder of their property is divided between them, so that creditors may not file a petition with the court requesting a switch to a separate property regime. This was done to prevent situations in which the creditor demands that debts be paid back by the debtor's spouse.
- 5.5 Examining folk customs, traditional culture and core rituals from the perspective of gender equality.
- 5.5.1 To eliminate stereotypical roles from folk customs and traditional culture,

⁴³ Articles 5.4, 5.5, and 5.6 are in response to recommendation 3 by German expert Hanna Beate Schöpp-Schilling, recommendation 1 by Korean expert Heisoo Shin, and the recommendation of Singaporean expert Dr. Anamah Tan in the Initial Country Report.

the Review Form for Gender Equality in Folk Customs and Cultural Heritage (Table 5-1) was drafted in 2011. Local competent authorities are asked to refer to the form when registering folk customs and cultural heritage. Seven important folk customs and cultural heritage items were designated between 2009 and 2010. The associated core rituals were examined from the perspective of gender equality in 2011 and it was found that female participation was restricted in a non-statutory way. Folk customs preservation groups have been asked to gradually relax these restrictions.

5.5.2 The *Formosan Folkways* series of books were edited in August 2012. These books, written by experts and scholars, describe core rituals from a gender-based perspective and are meant to communicate the idea of gender equality. They were scheduled to be published in June 2013.

5.5.3 The Indigenous Female Folk Customs and Cultural Heritage Registry, organized in 2011, primarily looks at the inholawan and mugamut of the Beinan tribe, the Mandurah Crab Festival of the Yami tribe, and wedding rituals of the Paiwan tribe, conducting field surveys on cultural rituals involving women. It is a complete collection of field studies and literature on the perspectives of women in indigenous tribes, feminism and gender research, and contributes to a better understanding of indigenous female cultural heritage.

5.6 Reforms of traditional funeral customs

5.6.1 A task force was formed in 2010 to come up with solutions for funeral rituals that are not in line with gender equality and emphasize the importance of men. The book *A Preliminary Study of the Modern Funeral Knowledge and Attitude* was published in 2012 to offer relevant examples of rituals where men and women are treated equally. The book also recommended that in obituaries of LGBT individuals, their partners are referred to as such.

5.6.2 An inspection program for local governments with regard to mortuary service administration was set up in 2011. Two main indicators, gender sensitivity of funeral practitioners and availability of different options for funeral rituals, have been included as extra items in local government performance evaluations. The program is meant to provide guidance to

funeral and burial businesses and promote gender equality, and was implemented in 2013.

- 5.6.3 To incorporate the principle of gender equality in the daily work of funeral and burial businesses, sections of the funeral service technical certification test involving gender issues were amended between 2010 and 2012. The hope is that gender equality can be promoted among funeral practitioners through a certification mechanism.

Difficulties in Implementation and Directions for Future Efforts

- 5.7 A task force will be formed to discuss gender stereotyping-related rituals in traditional wedding customs and provide new interpretations or practices, and compile a related book. In addition, to expedite reforms of traditional wedding customs, civic associations which are being sponsored for holding rituals will be asked to practice gender equality.
- 5.8 For reforms regarding gender issues in funeral and burial customs, related civic associations, as well as experts and scholars, will be invited in the future to discuss the implementation status. Conclusions reached in the discussions will serve as reference when strategies for implementing gender equality in funerals and related customs are being formulated.
- 5.9 Despite the fact that it is impossible to achieve comprehensive changes in the stereotypical roles of men and women in traditional customs within a short period of time, county and city governments will be urged to join efforts with gender equality experts and reinforce review procedures with regard to gender equality in folk customs and traditional culture. Results of these reviews should be submitted to central competent authorities for further analysis, with the aim of actively promoting equal opportunities for men and women to take part in folk customs and core rituals.
- 5.10 In traditional Hakka culture, to celebrate the birth of a baby boy, the family will prepare a delicacy made of glutinous rice named *xingdingban* (new baby boy rice cake) and give this to friends and relatives, so as to share their happiness with the birth of the baby boy. To eliminate gender inequality in this custom, a similar delicacy will be prepared for the birth of a baby girl named *qianjinban* (new baby girl rice cake). In addition, in the rituals and ceremonies used by Hakka people, women are encouraged

to play a leading role in order to promote the standing of women in Hakka culture.

- 5.11 To avoid perpetuating stereotypical impressions of men and women, policies to nurture cultural talent and develop art content based on gender perspectives will be researched and deliberated. These policies include the development and selection of outstanding female cultural talent, integration of gender equality into cultural talent development programs, and assistance with reinforcing the importance and visibility of women in art.
- 5.12 Historical materials will be collected and published in order to help people in Taiwan understand the changes in the roles of women. Related subsidy measures will also be established to promote culture involving women, as well as gender equality, talent cultivation, and artistic expression.

Elimination of Stereotyped Roles for Men and Women in Specific Occupations

5.13 Eliminate Gender Restrictions for Specific Occupations and Reduce Differences in Gender Ratios⁴⁴

Current Status

- 5.13.1 The Female Police Policy was established in 2004 to comply with the spirit of gender mainstreaming. In 2010, its name was changed to Police Gender Policy. The number of female police officers grew from 3,449 (5.21%) in 2009 to 4,116 (6.40%) in 2012, an increase of 667 (1.19%) (Table 5-2).
- 5.13.2 The education requirement for people who wish to enter the fire department was relaxed to a vocational college diploma in 2006. The ratio of women among fire department personnel gradually increased from 8.3% in 2009 to 10.5% in 2012, a rise of 2.2 percentage points (Table 5-3).
- 5.13.3 Between 2002 and 2009, the national armed forces started to allow female commissioned officers and non-commissioned officers to take combat positions. Women account for 1.81% in current combat troops, 17.19% in combat support troops, and 24.68% in logistical divisions. Only units that work with tanks, self-propelled artillery, and submarines do not have

⁴⁴ This article is in response to recommendation 3 by German expert Hanna Beate Schöpp-Schilling, and the recommendation by Singaporean expert Dr. Anamah Tan.

female personnel at present. Since 2006, women have been allowed to volunteer for the armed forces. As of 2012, the national armed forces had more than 15,000 female members, accounting for around 11.5% of voluntary enlistees.

5.13.4 The Coast Guard Administration was established in 2000 under the Executive Yuan. The number of female personnel increased from 448 (3.2%) in 2009 to 452 (3.4%) in 2012 (Table 5-4).

5.13.5 In Taiwan, women accounted for 98.60% to 99.03% of total nurses between 2009 and 2012. The number of male nurses, however, is gradually climbing, from 1,254 (0.97%) in 2009 to 1,972 (1.4%) in 2012 (Table 5-5).

5.13.6 As higher education becomes universal, the number of women joining the workforce has increased, too. Women accounted for 50.19% of the workforce in 2012. The number of employed women has increased by 870,000 over the past ten years. The service sector had the largest increase, with 3.86 percentage points, while agricultural and industrial workers decreased by 1.85 and 2.01 percentage points, respectively. Due to adjustments of the industrial structure in the country, the ratios of female technicians, as well as assistants and professionals, increased by 2.80 and 3.34 percentage points, respectively, compared to ten years ago. The ratio of women performing technical tasks, operating mechanical equipment, and working as laborers, on the other hand, decreased by 3.24 percentage points.

Specific Measures

5.13.7 To create a friendly workplace for female police officers, the number of breastfeeding rooms increased from 387 to 868 between 2009 and 2012. The number of standby rooms (dorms) for female police officers increased from 831 to 1,301, and the number of restrooms for female police officers increased from 1,396 to 2,148, accounting for 30.71% of total restrooms. The total number of female police officers reached 4,116 (6.40%) in 2012, and the said facilities are sufficient for their use. In addition, appropriate bullet proof vests are available for female police officers to protect their safety while on duty.

5.13.8 To encourage women to enter the police force, gender quota restrictions

for non-police institution graduates to take the national police test were lifted in 2011.

- 5.13.9 Visits to interview military personnel were held on 24 occasions between 2009 and 2011 in order to understand how women were adapting to their work in the armed forces, as well as their opportunities for promotion, career management, working environment, and personal safety, among other aspects. A total of 2,205 (among which 654 were women) people participated in the workshops. In addition, 4,732 copies of a questionnaire (among them 1,772 to women) were given out. Related recommendations have been included for reference by the national armed forces when gender equality-related tasks are promoted.
- 5.13.10 To create a normal and healthy work environment for nurses, issues such as the promotion system and salary structure have been improved. This will help increase the willingness of nurses to stay in their jobs, as well as attract new people to the profession. Budget appropriations for priority tasks, such as increasing the overall workforce and raising night shift pay and other salary benefits, started in 2012. In 2012, 67% of hospitals offered increased salaries and 64% increased night shift pay for nurses. A platform was set up in 2012 to attract new recruits and encourage former nurses to return. A total of 2,829 people have been successfully recruited (among them 1,670 first-time nurses and 1,159 rehired nurses). In addition, 41 male nurses have been given assistance in finding a job.

Difficulties in Implementation and Directions for Future Efforts

- 5.13.11 Currently, no women are working in the army's tank and submarine divisions. Assessments will be conducted in the future prior to utilizing female personnel. Meanwhile, the submarine environment will continue to be improved to accommodate female personnel.
- 5.13.12 To enhance recruitment of female personnel to the military and increase their promotion opportunities, efforts will continue to reinforce aspects such as promotion channels, career management, working environment, and personal safety, so as to create a friendly environment for female personnel. This is meant to give women equal opportunities and enable them to make the most of their potential.

- 5.13.13 The requirement that acceptance for men and women will be determined separately in accordance with actual needs for the national coast guard test will be deleted, so as to accomplish equal participation by both genders.
- 5.13.14 In light of the low ratio of male nurses at present, efforts will be made in the future to promote the professional image of nurses in coordination with nursing groups, and continue to enhance services aimed at helping people find employment.
- 5.14 With regard to efforts aimed at creating an equal employment environment, please see Article 11 for more details.

Educational and Media Regulations Featuring Gender Equality⁴⁵

5.15 Implement Gender Equity Education and Eliminate Stereotypical Prejudices

Current Status

- 5.15.1 In order to promote gender equity education, the government examined textbooks used at schools at all levels and advised that gender prejudices and stereotyping should be avoided. The results of this evaluation were provided to textbook suppliers in 2010 and 2012, in order to enable them to make corrections by including gender equality information regarding such aspects as property inheritance, a child's choice over his/her last name, and International Day of the Girl Child.
- 5.15.2 Since 2006, colleges and universities' implementation of gender equity education has been examined and suggestions on how to consolidate gender equity education have been introduced. Visits were paid to 73 public and private universities as part of the university accreditation effort in 2011, so as to gain a better understanding of common dilemmas and needs that may exist. This will serve as reference in the future when related policies are formulated.
- 5.15.3 The Gender Equity Education Act stipulates that teachers shall encourage students to take courses in fields that are not traditionally affiliated with their gender in order to gradually eliminate gender stereotypes.

⁴⁵ Articles 5.15–5.17 are in response to recommendation 3 by German expert Hanna Beate Schöpp-Schilling, and the recommendation by Singaporean expert Dr. Anamah Tan.

Specific Measures

- 5.15.4 With regard to gender equity education as mentioned in the Grades 1-9 Curriculum Guidelines for Elementary and Junior High School Education, amended and implemented in the 2011 academic year, the following indicators are used as reference when related curriculums are being planned to avoid gender stereotypes. They are: (a) division of labor at home and school shall not be restricted by gender; (b) inclusion of gender equality-based ideas about family and marriage in order to eliminate rigid gender-oriented emotional expressions and achieve harmonious relations between genders; (c) clarification of gender-based power in marriage; and (d) gender equality-based relationships between the husband and wife.
- 5.15.5 The Operating Guidelines for Hakka Affairs Council Sponsorship of Outstanding Hakka Research Dissertations and Theses were amended in 2012. Relevance with gender mainstreaming has been added as a new review criterion in order to encourage students pursuing their doctorate or master's degrees to focus on topics such as Hakka women or Hakka gender studies, and solicit suggestions on how to eliminate stereotypical gender roles.
- 5.15.6 Between 2009 and 2011, Hakka TV stations started to broadcast a series of programs meant to eliminate the stereotypical ideas and prejudices about traditional gender-based roles of Hakka people. These programs explored the resilience of Hakka women at different points in time and helped eliminate traditional stereotypes about the roles of men and women, thereby creating a new image for Hakka women.

Difficulties in Implementation and Directions for Future Efforts

- 5.15.7 Since the 2008 version of the Grades 1-9 Curriculum Guidelines for Elementary and Junior High School Education did not incorporate CEDAW articles in school curricula, efforts will be made in the future to include CEDAW articles, so as to help students understand the definition of discrimination and become aware of relevant issues.
- 5.15.8 In light of the slow changes in college and university department selection patterns among boys and girls (boys tend to choose science and technology while girls prefer humanities), systemic factors that prevent girls from

selecting science or technology-related departments or programs will be examined in order to minimize gender differences and come up with policies to eliminate traditional gender stereotyping and boost the development and career planning for girls.

5.15.9 Educational and communication plans or events will be held to eliminate stereotypical ideas about men and women and encourage senior high school students to take part in related talent cultivation programs to facilitate their development and become role models in their respective fields.

5.16 **Strengthen Education Functions of the Family and Safeguard the Interests of Children**

Current Status

5.16.1 The Gender Equity Education Act stipulates that central and local governments shall promote gender equality-related family education and social education in order to change stereotypical roles for, and prejudices against, men and women in family and society.

5.16.2 The Family Education Law includes a number of stipulations to provide citizens with family education knowledge and skills, and promote correct ideas about marriage. These stipulations are further explained in the following paragraphs.

5.16.2.1 Schools at the senior high school level and below shall, during each academic year, provide no less than four hours of family education courses and activities to encourage boys and girls to think about family issues and acquire basic knowledge.

5.16.2.2 Education and administration authorities of municipalities, counties, and cities shall provide men and women of marriage age, as well as pregnant underage girls, with four hours or more of family education. A total of 626 events were held between 2011 and 2012, with 66,145 people participating.

5.16.3 To assist agricultural villages with improving their quality of life and production skills, home economics classes are available in these communities. Participants are mainly women. A total of 93,634 students have participated in Farmers' Associations' home economics classes

throughout the country, among which 99.4% were women. Meanwhile, a total of 8,092 people have attended Fishermen's Associations' home economics classes throughout the country, and all of them were women.

Specific Measures

- 5.16.4 To boost awareness of gender diversity and to keep up with global trends, the term "sex education" in the Family Education Law was changed to "gender education" in the 2010 amendment.
- 5.16.5 In 2010, a practical handbook for leaders of gender equity education study groups entitled *Gender Education Let's Go!* was printed. The book covers gender awareness, men's awareness and growth, as well as gender education for children and teenagers, in order to stimulate discussion on such issues as the role of men in parenting, gender violence, and gender education in families. It also encourages the utilization of various materials to develop teenagers' and children's ability to understand gender issues in the media. The book has been distributed for promotional purposes to family education centers, new immigrant education centers, senior citizens learning centers, and libraries.
- 5.16.6 The booklet *Gender Knowledge Everywhere*, published in 2012, covers such topics as birth, parenthood, marriage, division of household chores, diverse family structures, customs, media and pop culture, population, and gender and transgender issues in laws and regulations. In order to move away from traditional gender-based divisions of labor, it aims to emphasize the shared responsibilities of parents in the upbringing and development of their children, and promote gender equality in families. The book has also been distributed to the aforementioned institutions.

Difficulties in Implementation and Directions for Future Efforts

- 5.16.7 Currently, the Family Education Law only stipulates that family education shall be provided to pregnant underage girls and does not contain requirements for the father to share parenting responsibilities. Future amendments will aim to stipulate that both parents, regardless of their marital status and age, must receive family education. Before these amendments are completed, however, individual family education

counseling will be provided to pregnant underage girl students, the father, and their parents, as soon as they are reported by their schools.

- 5.16.8 In order to effectively promote family education, a mid-term plan will be established. Public institutions and enterprises will be encouraged to organize family education events for their employees, as well as events for farmers, and encourage men to get involved in family education.
- 5.16.9 To promote gender equality awareness among citizens, family education materials on gender equality will be compiled to boost the knowledge of staff and volunteers at family education centers and improve their teaching skills, so as to further eliminate gender stereotyping and prejudices.
- 5.16.10 Parents will be encouraged to jointly take part in education courses that help them avoid gender-related stereotypes and nurture a gender equality-based environment for their children.
- 5.16.11 To avoid stereotypical gender roles in the media, when a media organization applies to broadcast a program that is obviously biased in the presentation of gender roles, it will be asked to make changes in order to increase the emphasis on gender equality and shared responsibilities between men and women over household chores.
- 5.16.12 In light of the fact that home economics classes offered by Fishermen's and Farmers' Associations in the past included gender stereotypes, efforts will be made in the future to gradually adjust the planning of these classes and encourage men to take part.

5.17 Implement Media Regulations and Instill a Sense of Equality in Society

Current Status

- 5.17.1 To achieve higher viewing rates, media organizations in the past tended to objectify women and include gender stereotypes in their programs. To change this phenomenon, a number of measures have been adopted.
 - 5.17.1.1 Supervision: Content of radio, television, and broadcasting media are monitored in accordance with the Radio and Television Act and the Satellite Broadcasting Act, and reports by the general public will be handled accordingly (Table 5-6).
 - 5.17.1.2 Media literacy: Media literacy activities and related seminars are organized

to promote gender-related issues and reinforce awareness of gender issues among the audience and media.

Specific Measures

5.17.2 The research project Case Analysis on the Representation of Gender Issues in Taiwanese Television Programs was organized in 2009. A total of 51 TV programs featuring positive or negative portrayals of gender issues (36 negative cases and 15 positive ones) were analyzed. Among the negative cases, gender stereotypes accounted for the most part, followed by sexual harassment, sexual violence, and sexual offenses.

5.17.3 To promote the idea of gender equality among radio and TV media, the Guidelines for Broadcast of Gender-specific Contents, which were established in 2009 and amended in 2012, stipulate that general programs or advertisements must adhere to the following rules. Violations of these rules will be used as reference when the related radio or TV media organization undergoes evaluations or is about to renew its license.

- Program content shall not violate applicable laws and regulations.
- Program content shall not be presented inappropriately.
- Program content shall not result in bias, discrimination, objectification, stereotyping.
- Program content shall present gender roles in a positive, proactive, and diversified manner.
- Program content shall reinforce the idea of gender equality and media organizations shall adopt self-regulation mechanisms.

5.17.4 To encourage the production of media content promoting gender equality, the project Creating Gender Equality Culture was organized in 2009. Advertisements or news broadcasts between 2004 and 2008 that were in line with gender equality principles were rated by 12 scholars and experts (six of whom were women). Seven representatives from the printed media won awards. Among them, six were women. Three representatives from the electronic (audiovisual) media won awards. Among them, one was a woman.

5.17.5 Since there is no specific competent authority for Internet content, the WIN network single e-window (website: www.win.org.tw) was founded in

2010 to help address complaints filed by the general public and deal with harmful Internet content. It serves as a centralized mechanism that handles complaints by users about questionable online content. From its establishment to the end of 2012, a total of 18,096 cases were handled, including 9,964 online pornography cases, which accounted for 55.06% of the total.

- 5.17.6 To increase awareness of gender equality among the media and audiences, a dialogue was held in 2012 between the general public, scholars, broadcasters and the government, so as to help the media understand the general public's views on and expectations of gender-related content. As part of the dialogue, businesses were urged to become more aware about gender issues when covering related stories.
- 5.17.7 The Program Production and Broadcasting and Quality Management Seminar was held in 2012 to enhance media professionalism with regard to content that deals with gender issues. Media representatives were shown examples of programs that were found to be harmful to the physical and mental health of children and teenagers or to have violated gender equality principles. Members of the Radio, TV Programs and Commercials Advisory Meeting were invited to participate in the discussions.
- 5.17.8 To encourage people to treat different groups fairly and positively, applicants were asked to make improvements regarding any program content involving gender stereotyping when high-definition TV programs were being reviewed in 2012 for funding eligibility.

Difficulties in Implementation and Directions for Future Efforts

- 5.17.9 The media will be urged to organize internal training courses on gender issues. This is meant to help media personnel understand the importance of gender equality, enhance the quality of radio and TV program content, and eliminate inappropriate presentation of gender issues.
- 5.17.10 To encourage the media to emphasize the implementation and practice of gender equality, the radio and TV media will be asked to declare what they have done to promote gender equality, in accordance with the Guidelines for Radio (TV) Businesses to Apply for Renewal or Issuance of Licenses, which are currently being formulated. This information will serve as

reference for the agencies that review and rate program content.

- 5.17.11 To reduce gender stereotypes in news programs by printed and electronic media, government agencies will work with civic groups in reviewing the current status of gender discrimination and formulating ways to improve the situation. This information will serve as reference when relevant laws or policies are amended.
- 5.17.12 To encourage the media to be conscious of gender issues, gender-related case studies will be compiled and provided to the media for their reference through workshops and other events.

Article 6

States Parties shall take all appropriate measures, including legislation, to suppress all forms of traffic in women and exploitation of prostitution of women.

Introduction

The government is committed to the fight against the trafficking of women, and supports the United Nations Convention against Transnational Organized Crime and The Protocol to Prevent, Suppress and Punish Trafficking in Persons, Especially Women and Children.⁴⁶ The nation's Human Trafficking Prevention Act was promulgated on June 1, 2009, and several initiatives against human trafficking have been implemented that are consistent with global conventions and focus on the "4 P's," which are Prevention, Protection, Prosecution and Partnership. This section looks at initiatives with regard to prevention of human trafficking, entry and exit control, prohibition of trafficking of women and girls, and control of sexual transactions between adults.

Prevention of Human Trafficking

Current Status⁴⁷

- 6.1 According to the Human Trafficking Prevention Act, labor and sexual exploitation, as well as the trade of human organs, are all treated as criminal activities and are punishable by law with at least seven years of imprisonment.
- 6.2 Since 2007, the government has produced annual reports on preventing human trafficking, which have provided vital information on the prevention and prosecution of cases involving the trafficking of women. Since 2010, the nation's efforts in fighting human trafficking have earned worldwide recognition.
- 6.3 According to the Human Trafficking Prevention Act, victims of human trafficking are given shelter and, depending on their condition, are offered medical assistance, interpretation services, legal guidance, counsel and

⁴⁶ This article is in response to recommendation 3 by German expert Hanna Beate Schöpp-Schilling; the protocol has yet to be approved by the nation.

⁴⁷ Articles 6.2 and 6.18 are in response to recommendations by Singaporean expert Dr. Anamah Tan. Articles 6.3 and 6.4 are in response to recommendation 1 by Korean expert Heisoo Shin. Articles 6.5 and 6.6 are in response to recommendation 2 by German expert Hanna Beate Schöpp-Schilling.

financial aid, and are accompanied to police interviews. Safety evaluations, protection measures and employment assistance are also available to help victims rebuild their lives. Between 2009 and 2012, the nation provided assistance to 1,434 victims of cross-border human trafficking, among whom 1,141 (79.57%) were women. See Table 6-1 for more statistics.

- 6.4 Victims of human trafficking are allowed to apply for temporary stay and work permits over the course of the investigation, so that they may earn an income to rebuild their lives. A total of 592 temporary stay permits were granted between June 2009 (when the regulation went into effect) and 2012, 429 of which were issued to women. A total of 895 work permits were granted during this time, 698 of which were issued to women.
- 6.5 As of 2012, the nation had a total of 445,579 foreign workers, 267,701 (60.08%) of whom were women. In terms of their fields of work, industry workers totaled 242,885 (Table 6-2), of whom 66,779 (27.50%) were women. Caregivers totaled 202,694 (Table 6-3), of whom 200,922 (99.13%) were women.
- 6.6 Most female foreign workers were employed for healthcare, social work and other services (75.05%), followed by manufacturing (24.94%). Specifically, they mostly provided care in people's homes (70.21%). With regard to protection provided for these workers, please refer to Article 11.
- 6.7 Brokerage fees for foreign workers have been capped at one month's salary. Meanwhile, the nation also has regulations that prohibit manpower agencies from soliciting foreign workers for illegal work and over-charging foreign workers. Violations and human trafficking-related acts are punishable by law. In 2012, there were a total of 39 cases in which penalties were given for soliciting foreign workers for illegal jobs and over-charging. This number was 66.66% lower compared to 2009 (Table 6-4).
- 6.8 In 2008, the Direct Hiring Service Center was established to assist employers in hiring foreign workers without engaging manpower agencies. The availability of this service reduced brokerage fees for local employers as well as foreign workers. Between 2009 and 2012, an increasing number of employers used the direct hiring service (Table 6-5).
- 6.9 The government has implemented a multitude of measures to promote the

public's awareness of human trafficking issues, and to educate foreign nationals about their rights in the nation. These include distributing multilingual pamphlets, victim identification cards, rights manuals, as well as printed and electronic advertisements.

Specific Measures

- 6.10 To assist law enforcement personnel in identifying victims of human trafficking, the government promulgated the Principles for Identification of Human Trafficking Victims and started using a set of victim indicators in 2009, which provide important principles for questioning victims. Meanwhile, law enforcement departments have created specialized units dedicated to fighting this type of crime, and prosecutor's offices in each district also have staff specialized in human trafficking cases. See Table 6-6 for the number of human trafficking cases uncovered by law enforcement agencies between 2009 and 2012, and Table 6-7 for the number of prosecuted cases.
- 6.11 In an attempt to improve interrogation and evidence-gathering skills of law enforcement personnel, the emphasis of training courses on prevention of human trafficking has shifted to case studies and protection measures. Furthermore, publications such as the *Human Trafficking Prevention Package*, *Human Trafficking Prevention Manual* and *Human Trafficking Victims' Rights Manual* were produced to ensure consistent law enforcement practices and raise awareness of protection measures for victims. See Table 6-8 for training courses conducted between 2009 and 2012.
- 6.12 In order to minimize delays caused by investigation efforts on victims' return to their home countries, law enforcement units are required to provide the Ministry of Justice and the Judicial Yuan with information on victims' cases on a regular basis to help speed up the investigation process. Meanwhile, the Ministry of Justice also supervises its prosecutors to take initiative in prosecuting human trafficking cases and impose severe penalties.
- 6.13 In 2009, the government implemented laws that prohibited manpower agencies from collecting debts from foreign workers on behalf of overseas

creditors. In 2010, the government prohibited manpower agencies from collecting service fees in advance. This prohibition was enforced by local governments through regular interactions with foreign workers. Furthermore, the government has also introduced a three-tier rating system for manpower agencies. Agencies with poor ratings are subject to enhanced supervision, and those that violate regulations will not be allowed to establish new branch offices or will have their applications for license renewal denied.

6.14 Between December 2011 and July 2012, the government conducted an investigation whereby 51 manpower agencies and 158 foreign workers were interviewed, to find out how foreign workers were being charged to come to work in Taiwan. Of them, 64 (48.12%) responded that they had borrowed money in their home countries before coming to Taiwan. In these cases, we will ask the workers' home countries to provide details on the amount of money borrowed by these people to work in Taiwan, and perform more rigorous checks on their employment contracts to make sure that they are not exploited at home or abroad. Ten (15.63%) of the surveyed workers revealed that their manpower agencies were helping foreigners collect debts in Taiwan. These cases are currently being investigated by local authorities. One of the surveyed workers revealed that the employer was withholding a portion of the worker's salary to pay the manpower agency. In this case, authorities have informed the employer that workers' salaries must be paid in full.

6.15 In order to provide employers with more convenient recruitment services, an online recruitment system was created in 2012 that linked directly to databases in workers' home countries. The availability of this system has significantly reduced brokerage fees for workers, helping them avoid going into debt.

6.16 Since 2009, the government has organized direct-hiring seminars in northern, central and southern Taiwan to promote the advantages of hiring foreign workers directly from their home countries, and provide relevant information on hiring procedures. A total of 46 sessions were held between 2009 and 2012, with a total number of participants of 5,111.

6.17 In 2009, the 1955 Foreign Worker 24HR Consultation Hotline was made

available to provide 24-hour toll-free services for foreign workers and the general public. This service is available in a variety of languages including Indonesian, Filipino, Thai, English and Mandarin, and exists to resolve disputes that involve foreign workers. Alternatively, foreign workers may also seek help from Foreign Workers Consultation Service Centers located at local government agencies and at the international airport. Table 6-9 shows foreign workers' use of the 1955 Foreign Worker 24HR Consultation Hotline and service stations, and the amount of money claimed back on behalf of foreign workers between 2009 and 2012.

- 6.18 As part of the nation's fight against cross-border human trafficking, memorandums of understanding on immigration affairs and prevention of human trafficking were signed with Mongolia in 2011 and with Indonesia and The Gambia in 2012.

Difficulties in Implementation and Directions for Future Efforts

- 6.19 The Human Trafficking Prevention Act does not provide clear definitions for terms such as "labor for which pay is not commensurate with the work duty" and "withholding important documents." Furthermore, it remains difficult to establish the victim's "vulnerability," which may be used to achieve a conviction in a criminal trial. To address this problem, the government will organize practical seminars to explain how prosecutors in past cases have raised evidence, made use of applicable laws and drawn reference from previous judgments, so that the judicial system deals with similar cases in a consistent fashion. If the problem remains unsolved, the government will explore possibilities to revise existing laws once more cases have been dealt with.
- 6.20 According to the Human Trafficking Prevention Act, the removal of an organ of another person is a crime punishable by a minimum three-year sentence, and communication surveillance may be applied in related cases in accordance with the Communication Protection and Interception Act. However, communication surveillance cannot be applied during criminal investigations with regard to cases involving labor or sex exploitation, which are relatively common. In future revisions of the Communication Protection and Interception Act, the government will consider the severity

of criminal activities and the practical challenges pertaining to criminal investigations to explore the possibility of allowing communication surveillance in human trafficking cases.

- 6.21 The Human Trafficking Prevention Act defines "sexual exploitation" as forcing a person to participate in the sex trade "by imposing inappropriate debt burdens or by exploiting vulnerable people who have difficulties finding help." However, penalties for sexual exploitation are only marginally different from those imposed on solicitation of sexual transactions. It is apparent that the penalties are less severe than they should be, and therefore should be made more severe in future revisions.
- 6.22 Human trafficking victims from mainland China generally do not have language problems when compared to victims of other countries, which is why their vulnerability is often underestimated. To address this problem, the *Human Trafficking Prevention Case Manual* containing actual cases of mainland China victims will be published to guide courts in future human trafficking cases.
- 6.23 Human trafficking is a transnational crime, which is why the government will continue to organize international seminars and workshops aimed at facilitating cross-border exchanges and collaboration. Meanwhile, the government also aims to sign mutual judicial assistance agreements with other countries to share information and evidence, and ultimately convict offenders.
- 6.24 To provide employers with greater incentives to recruit foreign workers through the Direct Hiring Service Center, the government will explore means to simplify the application process and promote the public's awareness of the service.
- 6.25 To improve employment terms for home care workers, the government has drafted a new Protection Act of Domestic Workers that gives home care workers at least eight consecutive hours of rest per day and one day off per week, and includes statutory requirements on leave of absence (for reasons including marriage and compassionate grounds, as well as unpaid and medical leaves), basic wages, wage payments, termination of employment, insurance and complaints etc. This act is currently being reviewed.

Entry and Exit Control

Current Status

- 6.26 There have been cases in which residents from mainland China, Southeast Asia and other countries have entered Taiwan through fraudulent marriages and caused problems such as prostitution and sexual exploitation. To address this problem, the government introduced interview procedures at immigration check points and overseas offices in 2003, as well as counseling courses in their respective countries, in the hope of reducing human trafficking.
- 6.27 Following the implementation of interviews and guidance measures, the number of first-time dependent visas issued to Southeast Asian spouses decreased from 5,016 in 2009 to 3,045 in 2012, representing a decline of 39.29%.
- 6.28 Since the implementation of interviews for spouses from mainland China, the number of applications for reunion permits into Taiwan fell from 28,686 in 2009 to 18,405 in 2012, representing a decrease of 64.16% (Table 6-10). This measure has effectively suppressed prostitution and fraudulent marriages involving residents from mainland China. By 2012, the number of prostitution cases had fallen by 52.94% and that of fraudulent marriages by 24.59% compared to 2009 (Table 6-11).
- 6.29 Our offices stationed in Southeast Asian countries have worked with local NGOs in organizing counseling courses for foreign spouses. These efforts included the signing of a collaborative agreement with an NGO in the Philippines in 2008. In addition, the government has also proactively explained the nation's policy of caring for foreign spouses during annual visits to the Vietnamese and Cambodian governments and NGOs, so that they may have a better understanding of the nation's efforts to prevent human trafficking.

Specific Measures

- 6.30 The purpose of conducting thorough interviews with spouses from mainland China is to determine whether marital relationships are as authentic as they are claimed to be, and to identify marriages that are

fraudulent. Many aspects of the interview process can still be improved upon, such as protecting privacy, refining the overall interview experience, and enforcing discipline, so as to convey our government's emphasis on clean governance.

- 6.31 To facilitate family reunions between ROC citizens and foreign spouses, the government has implemented policies in overseas offices since 2010 that have clearly outlined proper interview procedures, the required documents, interviewer's duties of confidentiality, criteria for interview waivers, and the means through which foreigners may seek assistance, so that the interviewers may have more comprehensive guidelines with which to make decisions.

Difficulties in Implementation and Directions for Future Efforts

- 6.32 The government will continue to enhance the current interview process for spouses from mainland China and overseas, and provide interviewers with training on interview techniques and enhance their powers of observation. Meanwhile, a relevant database comprising personal information, facial images and finger prints will be created at border check points to identify suspects and prevent human trafficking.
- 6.33 The government will continue to enhance border controls through more rigorous interviews with spouses from mainland China and overseas, without compromising human rights. These spouses from mainland China and overseas will have their whereabouts tracked more closely. In addition, reporting mechanisms and home visit programs will be established, more timely services will be provided, and visa inspections and counseling will be implemented.

Prohibition of Trafficking of Women and Girls

Current Status

- 6.34 Child prostitution in Taiwan is punishable according to Articles 22 to 36-2 of the Child and Youth Sexual Transaction Prevention Act and Paragraph 1 of Article 112 of the Protection of Children and Youths Welfare and Rights Act. Between 2009 and 2012, a total of 1,349 people were convicted for

violations against the above regulations.⁴⁸

- 6.35 According to the Act for the Development of Tourism, tourism businesses (including tour guides and tour leaders) may be suspended from practice or have their licenses revoked if they are convicted in court for soliciting sexual transactions for tourists.
- 6.36 Between 2009 and 2012, a total of 1,795 children were found to have engaged in the sex trade, among whom 1,701 (94.8%) were girls. Children engaged in the sex trade need to be transferred to an emergency shelter where they are accompanied and questioned by social workers. Children whom the court finds to have not engaged in sex transactions are returned to their parents or legal representatives (Table 6-12).
- 6.37 According to the Child and Youth Sexual Transaction Prevention Act, those who have been temporarily placed at a shelter receive assistance regarding basic education, and are offered skill development courses in such areas as computers, cosmetology, hairdressing, and baking, so as to improve their career prospects.⁴⁹
- 6.38 Among all human trafficking cases uncovered and prosecuted between 2009 and 2012, there were a total of 126 local victims aged 18 and above. Most of the adult victims were unwilling to be placed in a shelter but instead chose to return home. In these situations, law enforcement officers are required by law to inform victims of their rights and provide contact information for them to seek further assistance on a later date.
- 6.39 Among all human trafficking cases uncovered and prosecuted between 2009 and 2012, there were a total of 272 female victims aged below 18 who had engaged in sexual transactions (six of whom had reached adulthood at the time of the transfer to court). Of them, 246 were placed in a shelter in accordance with the Child and Youth Sexual Transaction Prevention Act, while the other 18 underage children and eight adults were returned to their families.
- 6.40 Guidance for school dropouts
- 6.40.1 To prevent dropouts from falling victim to sexual exploitation or other

⁴⁸ This article is in response to recommendation 2 by Korean expert Heisoo Shin for the Initial Country Report.

⁴⁹ This article is in response to recommendation 1 by Korean expert Heisoo Shin for the Initial Country Report.

unfortunate circumstances, the Ministry of Education established a Dropout Student Management System in 1998 that required all junior high schools and elementary schools to report online any students who have dropped out, been found, or resumed studies. Information on students who are reported missing through the system will be forwarded to the National Police Agency, so as to facilitate searches.

- 6.40.2 In April 2006, the Ministry of Education implemented a Study Resumption Strategy for Dropouts, and held regular Dropout Prevention Meetings to monitor its progress. Between 2008 and 2011, the percentage of female elementary school dropouts had decreased in line with the total, whereas the percentage of female junior high school dropouts had increased in line with the total (Table 6-13). Please refer to Table 6-14 for an analysis on the reasons for students to drop out of school.
- 6.40.3 In light of the complexity of problems associated with missing children, the Missing Children Data Resource Center was created in 1998 to serve as a nationwide search network for missing children. Between 2002 and 2012, a total of 905 children were reported missing, 777 of whom were found.
- 6.41 In accordance with the Immigration Act, cross-border marriage brokerage has been listed as a prohibited business activity, one that cannot be remunerated or advertised. In 2008, the Regulations Governing Juridical Persons and Non-Profit Juridical Associations Brokering Transnational Marriages were created according to Article 59 of the act, so as to facilitate annual inspections on organizations that perform cross-border marriage brokerage on a non-profit basis. Between 2009 and 2012, a total of 320 violations were found in cross-border marriage brokerage activities, for which fines were imposed totaling NT\$51.63 million (US\$1.67 million) (Table 6-15).

Specific Measures

- 6.42 In 2012, the Rules of Elementary and Junior High School Dropouts Report and Resumption were revised to provide educational staff with the authority, responsibility, and means to search for dropouts and follow up on their studies. The policy also specified the local government's duties to

report related cases, as well as the search responsibilities of the law enforcement units, so as to protect the right to education of dropouts.

- 6.43 To prevent adverse consequences arising from students' use of the Internet, the Ministry of Education introduced the Internet Safety Program for Students in 2012 to promote awareness of Internet safety among teachers, parents and students, so as to prevent misuse of the Internet.

Difficulties in Implementation and Directions for Future Efforts

- 6.44 A rating system will be introduced for organizations that perform cross-border marriage brokerage services, so as to enhance professional capabilities, service quality, and awareness of social responsibilities. This rating system may provide reference to people looking to make use of marriage brokerage services.
- 6.45 The Child and Youth Sexual Transaction Prevention Act will be revised to provide further protection and guidance for children aged below 18. These revisions will focus on allowing child victims to be placed under the protection of their parents or guardians without being placed in an emergency shelter, introducing mandatory training for people who provide care for child victims, creating a tracking system, and protecting child victims' identities and their personal information.⁵⁰
- 6.46 The Human Trafficking Prevention Act and the Child and Youth Sexual Transaction Prevention Act are the two acts used by the nation to punish those who have sexually exploited women or children for commercial gains in foreign countries. However, no actual punishments can be imposed in practice. This is largely due to the international political reality for our nation, which prevents other countries from seeking judicial assistance from us, or vice versa. To address this issue, the government will continue its efforts in signing mutual judicial assistance agreements with other countries.
- 6.47 In an effort to prevent human trafficking and exploitation of children for sexual transactions, the Self-Disciplinary Convention for Tourism Business was created in 2009 and adopted by tourism businesses. Further

⁵⁰ This article is in response to recommendation 2 by Korean expert Heisoo Shin for the Initial Country Report.

efforts will be made to introduce similar regulations for the hospitality sector.

6.48 In order to enhance control over dropouts nationwide, the Ministry of Education is planning to upgrade its Dropout Student Management System to introduce new functions and statistics, such as the average time period between dropping out and returning to school.

6.49 Given the overwhelming amount of inappropriate content circulating the Internet, as well as increasing number of underage girls running away from home as a result of Internet relationships, the government will be enhancing children's and parents' awareness of the dangers of the online world, and impose greater supervision over online content.

Control of Sexual Transactions between Adults⁵¹

Current Status

6.50 In 1949, our nation became one of the Contracting Parties to the UN Convention for the Suppression of the Traffic in Persons and of the Exploitation of the Prostitution of Others. With regard to places of sexual transactions within the nation, the government has prohibited the establishment of new ones and allowed existing ones to phase out on their own.

6.51 Currently, the Criminal Code only imposes penalties on third parties who encourage, accommodate or broker sexual transactions, but does not punish prostitutes or their clients.

6.52 According to Articles 221 to 229-1 of Chapter 16 of the Criminal Code—Penalties for Offenses Against Sexual Autonomy, prostitutes' sexual autonomy is accorded the same protection as that of other persons. A case occurred in 2006 in which a prosecutor used investigation as an excuse to request the presence of a prostitute witness, and then sexually assaulted her. In 2012, this prosecutor was later sentenced to seven years and six months in prison.

6.53 As of 2012, the nation still had nine legally registered places. Three of the nine registered places were in Taichung City (with six workers), one in

⁵¹ Articles 6.50–6.60 are in response to recommendation 2 by Korean expert Heisoo Shin in the Initial Country Report.

Tainan City (two workers), one in Taoyuan County (13 workers), three in Yilan County (10 workers), and one in Penghu County (six workers).

- 6.54 In 2006, law enforcement agencies initiated the Women and Child Protection and Sex Crime Elimination Program, intensifying efforts to monitor and eliminate illegal places of sexual transactions. Between 2009 and 2012, there were a total of 8,751 sexual offenses that constituted violations of the Criminal Code, involving 31,795 offenders (Table 6-16); 284 violations of the Human Trafficking Prevention Act involving 677 offenders (Table 6-17); and 3,160 violations of the Child and Youth Sexual Transaction Prevention Act involving 3,660 offenders (Table 6-18).

Specific Measures

- 6.55 The nation's Social Order Maintenance Act used to punish prostitutes but not the clients or solicitors. Women's rights groups had long complained about this unfair treatment. On November 6, 2009, the Judicial Yuan issued interpretation No. 666, which concluded that this penalty standard contradicted Article 7 of the Constitution, and should therefore be annulled within two years from the date of the interpretation (annulled on November 5, 2011).
- 6.56 The government has conducted more than two years of research since 2009 regarding its control over sexual transactions. According to majority public opinion, sexual transactions should be "regulated" and not "banned." Therefore, the Social Order Maintenance Act was revised in 2011 to allow sexual transactions within designated areas. For sexual transactions outside the designated areas, both the prostitute and the client are subject to penalties. Meanwhile, the revised act gave local governments the authority to designate sexual transaction zones, and required all sex workers to register and obtain a proper license, and undergo health checks on a regular basis. So far, no local government has created sexual transaction zones.
- 6.57 The following introduces penalties imposed under the Social Order Maintenance Act, before and after the revision.
- 6.57.1 Before the revision, the prostitute could be punished for illegal sexual transactions, but not the client. Penalties were imposed by the local

summary court and involved up to three days of custody or up to NT\$30,000 (US\$969.61) in fines. From 2009 until the time of the revision on November 6, 2011, a total of 9,154 cases of illegal sexual transactions, as well as 10,327 offenders, were submitted to local summary courts (Table 6-19).

6.57.2 After the revision, the prostitute and the client can be punished for sexual transactions outside the designated areas. Penalties are imposed by related law enforcement agencies and involve fines up to NT\$30,000 (US\$969.61). Between November 6, 2011, and 2012, fines were imposed in a total of 2,496 cases involving 4,992 offenders (Table 6-20).

6.58 In November 2011, Taichung City, Tainan City, Taoyuan County, Yilan County and Penghu County governments, where legal places of sexual transactions still exist, were instructed to revise their laws concerning prostitution, and change all phrases that discriminate against women. For example, the term "female prostitute" was changed to "sex worker," and the term "brothel" was changed to "place of sexual transaction." So far, Taichung City and Tainan City governments have completed their revisions, while Taoyuan County is still waiting for approval from central competent authorities.

Difficulties in Implementation and Directions for Future Efforts

6.59 Although local governments were given the authority to establish relevant laws and designate sexual transaction zones, no sexual transaction zones have been designated by local governments since the revised act came into effect. Until a sexual transaction zone has been designated by the local government, consensual sexual transactions still remain illegal and will continue to be a focus area of the police's law enforcement operations. The police also rely on complaints and reports by citizens in this regard.

6.60 Yilan County and Penghu County governments will be urged to revise their laws on prostitution and refrain from using phrases that discriminate against women, so as to protect the rights of sex workers.

Article 7

States Parties shall take all appropriate measures to eliminate discrimination against women in the political and public life of the country and, in particular, shall ensure to women, on equal terms with men, the right:

- (a) To vote in all elections and public referenda and to be eligible for election to all publicly elected bodies;
- (b) To participate in the formulation of government policy and the implementation thereof and to hold public office and perform all public functions at all levels of government;
- (c) To participate in non-governmental organizations and associations concerned with the public and political life of the country.

Introduction

Our nation currently imposes no gender restrictions on people's right to be elected or to take part in government decision-making, hold public office, or participate in non-governmental organizations and associations concerned with the nation's public and political life. Below is a description of the nation's measures with regard to gender equality in political involvement, gender equality in policy making and the public sector, and gender equality in non-governmental organizations and associations concerned with public and political life.

Gender Equality in Political Involvement

Current Status

- 7.1 Our existing election rules do not impose any restrictions on women's suffrage rights or their right to be elected. With regard to their right to be elected, Article 4 of the Additional Articles of the Constitution specifies that any political party with more than 5% of the vote is required to nominate women for no less than 50% of legislator-at-large and overseas compatriot legislator positions. Meanwhile, Article 33 of the Local Government Act requires that at least one woman must be elected to municipality/county/city/urban township/rural township councils with at least four available seats; for every additional four seats, the minimum number of elected women must increase by one. Overall, since 2008 the percentage of female voters has exceeded that of male voters in central and

local elections (Table 7-1). In addition, the percentage of female legislators has increased from 30.09% in 2008 to 33.63% in 2012. In 2009 elections, 17.65% of elected mayors in cities and counties were female; 27.36% of elected county/city council members were female; and 11.85% of elected mayors in urban and rural townships were female. In 2010 elections, 20% of elected mayors in municipalities were female; 34.08% elected municipality council members were female; and 22.70% of elected urban and rural township council members were female.⁵² (See Table 7-2.)

- 7.2 Major political parties in our nation have implemented rules to nominate one woman for every two candidates nominated for legislator-at-large and overseas compatriot legislator positions, and to nominate at least one woman for every four candidates nominated for local council elections.

Specific Measures

- 7.3 The Gender Equality Policy Guidelines formulated in 2011 were aimed at increasing women's political participation. They proposed that each gender should account for at least one-third of local representative positions. Meetings were convened later in 2012 and 2013 to discuss and reach a consensus as to how relevant regulations should be revised.⁵³

Difficulties in Implementation and Directions for Future Efforts

- 7.4 As far as political careers are concerned, women face greater challenges compared to men for a number of reasons, including lack of resources, lack of voter support, the prevailing political culture, the fact that women have to perform significantly better than men to gain recognition, and nomination concerns within each political party. To raise the percentage of female candidates, the government has advocated gender equality in meetings with political parties, and urged them to strive for gender balance in their lists of nominees.
- 7.5 To reduce the gap between women and men in terms of political resources, the government is planning to reduce the amount of electoral deposits or to

⁵² This article is in response to recommendations 3 and 5 by German expert Hanna Beate Schöpp-Schilling for the Initial Country Report.

⁵³ This article is in response to recommendation 1 by Korean expert Heisoo Shin, and recommendation 1 by Singaporean expert Dr. Anamah Tan for the Initial Country Report.

introduce a mixed system involving both petitions and electoral deposits, so that women may have more opportunities to pursue political careers.

- 7.6 Efforts are ongoing to revise the Local Government Act, according to which the stipulation that at least one-third of local representative positions should be occupied by women will be expanded to provide that each gender should account for at least one-third of people occupying local representative positions. The revisions will aim to increase the percentage of women to 30% over the medium term and 40% over the long term, which is in line with the targets put forward in the Beijing Platform for Action.

Gender Equality in Policy Making and the Public Sector

Current Status

- 7.7 Currently, civil servant employment regulations impose no gender restrictions. There were a total of 343,861 civil servants in 2012, among whom 39.86% were female and 60.14% were male. In 2012, there were 20,041 civil servants with grade 9 or higher working in ministries and agencies under the Executive Yuan, among whom 35.2% were female; in terms of senior officials, 27.17% were female. Between 2008 and 2012, the percentage of female ministers had increased from 12% to 30% (Table 7-3).
- 7.8 The central government has been working to ensure that in committees of various government agencies each gender makes up at least one-third of the total number of committee members. As of the end of 2012, 93.55% of committees in ministries and agencies under the Executive Yuan had reached this goal (Table 7-4). For the Legislative Yuan, this was 37%, the Judicial Yuan 57%, the Examination Yuan 90%, and the Control Yuan 31%. Members of the Examination Yuan have also met the one-third gender stipulation. However, the target has not yet been reached for Constitutional Court Justices of the Judicial Yuan (13% female) and members of the Control Yuan (24% female).
- 7.9 For the last four years, the number of female prosecutors, judges and attorneys have all exceeded one-third of the total, and the period between

2009 and 2012⁵⁴ saw an increase in their numbers (Tables 7-5 to 7-7).

7.10 Gender restrictions in civil servant exams have been gradually removed over the last few years (Table 7-8). In the police officers' examination, for example, the acceptance rate of female officers increased from 18% in 2010 to 39.8% in 2012 after adjustments were made to the acceptance criteria in 2010. Wardens and prison officers are the only law enforcement positions to which gender restrictions still apply for related examinations, given the gender distribution of inmates. There are no gender restrictions in other examinations. During the 2012 national civil service exam, the female acceptance rate was 56.42%.⁵⁵

7.11 With regard to remunerations for military personnel, civil servants and teachers, the law requires women to be equally remunerated as men with the same qualifications and responsibilities.

Specific Measures

7.12 In order to increase women's involvement in decision-making, the government has been promoting its one-third gender stipulation. In 2011, the central government agency responsible for personnel management requested that ministers of government agencies perform reviews of gender distribution whenever a vacant position needs to be filled. This was aimed at increasing women's opportunities to rise to senior positions.⁵⁶

7.13 In addition to requiring that each gender makes up at least one-third of members of government agency committees, the government further extended this stipulation in 2012 to cover director and supervisor positions in state-owned enterprises, as well as organizations who receive more than 50% of their funds from the government.

⁵⁴ This article is in response to recommendation 2 by Korean expert Heisoo Shin for the Initial Country Report.

⁵⁵ This article is in response to recommendation 8 by German expert Hanna Beate Schöpp-Schilling for the Initial Country Report.

⁵⁶ This article is in response to recommendations 6, 9, and 11 by German expert Hanna Beate Schöpp-Schilling for the Initial Country Report.

Difficulties in Implementation and Directions for Future Efforts⁵⁷

- 7.14 The central government will continue its efforts to apply the one-third gender rule to civil servants up to grade 9, as well as promotions of these civil servants to senior positions. The principle will also be extended to civil servants and committees in local governments, so as to achieve the ultimate goal of increasing women's participation in decision-making.
- 7.15 Gender restrictions for warden and prison officer examinations will be gradually eliminated by making reasonable adjustments to the number of inmates guarded by one officer, and by improving hardware facilities.
- 7.16 According to the Additional Articles of the Constitution, Constitutional Court Justices are nominated by the President and appointed with the approval of the Legislative Yuan. In the future, when the President asks for the Judicial Yuan's recommendation for Constitutional Court Justice candidates, the Judicial Yuan will apply the one-third gender principle to its candidate list and thereby increase the percentage of female Constitutional Court Justices. With regard to specific measures for increasing women's participation in decision-making in the judicial system, please refer to Article 15.
- 7.17 In order to support the nation's efforts to implement the International Covenant on Civil and Political Rights, the International Covenant on Economic, Social and Cultural Rights, as well as CEDAW, the Examination Yuan will revise the *White Paper for Gender Equality in National Examinations*. It will introduce new directions and include updates on the removal of gender restrictions, as well as gender analyses on candidates over the last 10 years.
- 7.18 With regard to implementing the one-third gender rule among Control Yuan members and related committees, gender distribution will be taken into consideration when the President nominates Control Yuan members in the future. Furthermore, the Regulations Governing the Establishment of the Control Yuan Committee on Human Rights Protection will be revised to include the one-third gender rule, and the committee will have a gender

⁵⁷ Article 7.15 is in response to recommendation 7 by German expert Hanna Beate Schöpp-Schilling for the Initial Country Report. Article 7.16 is in response to recommendation 2 by Korean expert Heisoo Shin for the Initial Country Report. Article 7.17 is in response to recommendations 6 and 10 by German expert Hanna Beate Schöpp-Schilling for the Initial Country Report.

equality taskforce to supervise gender equality implementation while protecting women's rights. In the future, this principle will also be included explicitly in regulations and adopted when appointing committee and panel members of various agencies.

Gender Equality in Non-Governmental Organizations and Associations Concerned with Public and Political Life

Current Status

- 7.19 As of the end of 2012, 34.9% of workers were associated with unions, among whom 1,688,624 (49.8%) were male and 1,698,819 (50.2%) were female. The percentage of women in executive roles in unions had increased from 25% in 2009 to 26% in 2012. Among workers' unions governed by the Ministry of Economic Affairs, 0%–3% of directors and supervisors were female.
- 7.20 In 2012, farmers associations had 949,903 members in total, and 30.63% of these were female; of the 12,233 member representatives, 4.2% were female; of the 3,764 directors and supervisors, 2% were female; and of the 302 executives, 15.56% were female. Fisherman's associations had 397,792 members in total, and 49% of these were female; of the 1,409 member representatives, 7.8% were female; of the 615 directors and supervisors, 3.4% were female; and of the 40 executives, 25% were female.
- 7.21 Percentages of female members in major political parties are as follows: Kuomintang 38%, Democratic Progressive Party 40%, People First Party 37%, and New Party 26%. Female members have been able to assume decision-making roles within parties (e.g. vice chairperson, review board chairperson, national committee members etc.), act as member representatives or election candidates, and participate in public and private events.
- 7.22 In 2012, there were 1,337,890 corporate entities, 97.67% of which were small and medium-sized enterprises. The percentage of female owners of small and medium-sized enterprises had increased from 35% in 2009 to

36% in 2012⁵⁸ (Tables 7-9).

- 7.23 There were 47,905 civic associations in 2011, with a total number of members of 9,993,927. Within these associations, female directors totaled 162,175 (27.4%), female chairpersons totaled 11,060 (23.08%), and female supervisors totaled 60,924 (31.59%).

Specific Measures

- 7.24 Between November 2010 and March 2011, 38 national women's affairs conferences were held throughout the nation with more than 2,000 participants from both the public and the private sectors. During these sessions, participants discussed the one-third gender rule that formed the basis of the Gender Equality Guidelines. This gave women greater opportunities to participate in public affairs.
- 7.25 The Female Union Workers' Workshop has been organized on an annual basis since 2008. The workshop offers training to approximately 100 female union officers per year to develop their communication skills, leadership skills, and gender awareness.
- 7.26 The Political Party Act, drafted in 2012, requires all political parties to spend subsidies on training courses for talented members. This draft was submitted to the Legislative Yuan in 2012. It is currently being reviewed by the Internal Administration Committee and the Judiciary and Organic Laws and Statutes Committee of the Legislative Yuan.

Difficulties in Implementation and Directions for Future Efforts

- 7.27 In an attempt to increase women's participation in decision-making roles within small and medium-sized enterprises and unions, the government has arranged a variety of events (e.g. seminars and forums) to promote gender awareness within SME associations and unions, and to advocate for women's participation in decision-making. Furthermore, the government has also planned to establish a set of Union Memorandum Guidelines that impose minimum gender ratios on boards of directors, supervisors, and staff members of unions. In addition, future courses on labor regulations

⁵⁸ This article is in response to recommendation 3 by Korean expert Heisoo Shin for the Initial Country Report.

will include an appropriate amount of materials aimed at women.

- 7.28 Please refer to Article 14 for a list of measures planned to increase women's participation in decision-making roles within Farmers' and Fisherman's Associations.
- 7.29 To increase women's participation in corporate decision-making, the government has encouraged private businesses to adopt the one-third gender rule when assembling boards of directors and supervisors. Meanwhile, it is also the government's aim to include the one-third gender rule as part of the scoring criteria for the 2014 corporate excellence commendation and for subsidies offered to the private sector. As a further incentive, "creation of an equal gender environment" will also be included as part of the assessment criteria in future corporate awards.
- 7.30 For the purpose of increasing women's participation in decision-making within civic associations, the government has urged all civic associations to revise their articles of association so that the boards of directors, supervisors and employees will comprise at least a certain percentage of each gender. This minimum gender requirement will also become one of the key performance indicators for the Nationwide Civil Association Excellence Award. Lastly, a number of revisions have been planned for the Civil Organizations Act to impose minimum gender ratios on the boards of directors, thereby increasing women's participation in civic associations.

Article 8

States Parties shall take all appropriate measures to ensure to women, on equal terms with men and without any discrimination, the opportunity to represent their governments at the international level and to participate in the work of international organizations.

Introduction

Because the ROC is currently not a United Nations member state, it is difficult to participate in any of the UN's many international organizations with official status. In spite of these circumstances, however, the ROC still continues to appoint women to diplomatic posts, and women can participate in international organizations and attend international conferences representing the ROC. The following explains our nation's efforts to promote women's participation in international affairs on behalf of the government, particularly the following two aspects: women's equal right to serve as diplomatic personnel or personnel stationed overseas, and participation in international conferences or international organizations by women in various fields.

Women's Equal Right to Serve as Diplomatic Personnel or Personnel Stationed Overseas

Current Status⁵⁹

8.1 Since the elimination of quota restrictions on women in the diplomatic special examination in 1996, all persons, regardless of gender, who pass the diplomatic special examination, have been considered equally qualified to serve as personnel stationed overseas. The percentage of women accepted to be stationed overseas remained in the range of 43% to 70% between 2009 and 2012 (Table 8-1), which indicates that women and men have equal opportunities to serve as diplomats and participate in international conferences representing the government.

8.2 In accordance with the regulations of the Civil Service Promotion Act, civil servants will be selected for promotion using transparent, fair, and

⁵⁹ Article 8.1 is in response to the recommendations by Korean expert Heisoo Shin and recommendation 1 by German expert Hanna Beate Schöpp-Schilling for the Initial Country Report. Article 8.2 is in response to recommendation 2 by German expert Hanna Beate Schöpp-Schilling, and recommendations by Korean expert Heisoo Shin for the Initial Country Report. Article 8.3 is in response to recommendation 2 by German expert Hanna Beate Schöpp-Schilling for the Initial Country Report.

impartial methods. Statistics on personnel at diplomatic agencies from 2009 to 2012 indicate that the percentage of women has ranged from approximately 34% to 37%, and has steadily increased (Table 8-2). From 2009 to 2012, the number of women with senior grade or above stationed overseas by the Ministry of Foreign Affairs (MOFA) has risen steadily. In 2009, there were 56 women with senior grade or above, which had increased to 66 by 2012, representing growth of 17% (Table 8-3).

- 8.3 Women accounted for five of the ROC's 80 ambassadors stationed overseas (including representatives and permanent representatives) in 2009, and for eight of the ROC's 79 ambassadors stationed overseas in 2012, an increase of 60% (Table 8-4).
- 8.4 From 2010 to 2012, women accounted for 54.55%, 56.25% and 55.56%, respectively, of persons stationed abroad accepted on the basis of results in the Special Examination for Economic and Commercial Personnel. This percentage has thus consistently been above 50% (Table 8-5; this examination was not held in 2009). The number of women with senior grade stationed overseas increased from nine to 16 over this period, which was an increase from 8.4% to 14.95% as a percentage of all persons with the same rank. The number of women with junior grade stationed overseas similarly increased from 34 to 39, which was an increase from 31.19% to 33.33% as a percentage of all persons with the same rank (Table 8-6).
- 8.5 The number of overseas compatriots affairs personnel stationed overseas remained around 47-50 from 2010 to 2012, and the number of female personnel stationed overseas stayed around 13-14 during this period (Table 8-7). There were 14 female overseas compatriots affairs personnel stationed overseas in 2012, accounting for 28%. Of overseas compatriots affairs personnel stationed overseas, women accounted for two of 12 persons with senior grade, or 16.67%, and 12 of 38 persons with junior grade, or 31.58% (Table 8-8).
- 8.6 In 2012, the number of female personnel with senior or junior grade stationed overseas by educational agencies had grown by 8.3% and 33.33%, respectively, compared to 2009, and the official ranks and number of such women stationed overseas had risen steadily. Furthermore, the number of female personnel with official ranks of junior and senior grade

stationed overseas in 2012 reached 25, accounting for 55.55% of the total of 45 such persons stationed overseas (Table 8-9).

- 8.7 Women accounted for 11 of the 27 National Science Council personnel stationed overseas in 2012, representing a ratio of 40.74%. Women accounted for 62.5% of personnel with junior grade and 31.57% of personnel with senior grade (Table 8-10).
- 8.8 Women accounted for 28.6% of the seven people stationed overseas by agricultural agencies from 2009 to 2012 (Table 8-11).

Specific Measures

- 8.9 In order to protect the right of women stationed overseas to work and keep families together, Taiwan has instituted a system of stationing spouses at the same overseas mission. Furthermore, when both husband and wife are MOFA personnel and one of them is a diplomatic officer not stationed overseas, that person may apply to go on leave without pay. In addition, if one person works for another government agency or school, MOFA will request that agency to assist by enabling that person to accompany his or her spouse overseas. Two persons have currently applied to go on leave without pay to accompany a spouse, and five spouses of relevant personnel were given assistance in applying for leave without pay at their agency or school in both 2011 and 2012.
- 8.10 With regard to the government's active efforts to encourage women to serve as overseas compatriots affairs personnel stationed overseas, women have been sent to take part in training courses for diplomatic and consular personnel, as well as Overseas Community Affairs Council personnel since 2009. As of 2013, women accounted for 14 of the 25 persons who had been selected to take part in this training (56%), and the government hopes to increase the number of women serving overseas.
- 8.11 Women account for 17 of the 22 persons who have applied to MOFA for unpaid maternity/paternity leave (77.27%). Applications for unpaid maternity/paternity leave will not affect the promotions of diplomatic personnel.
- 8.12 A professional phone consulting system has been established to help female diplomatic personnel resolve problems encountered while stationed

overseas, which has created a more sympathetic work environment for women stationed abroad.

Difficulties in Implementation and Directions for Future Efforts

8.13 Although the number of women accepted through the diplomatic special examination has increased, there has thus far been no significant increase in the number of women with the seniority and qualifications to serve as ambassadors stationed overseas, as the quota restriction on the number of female diplomatic and consular personnel was only lifted in 1996. As a result, few women are as yet serving as ambassadors. In order to boost the ratio of female ambassadors, the gender ratio of current ambassadors will be noted when compiling lists of ambassador candidates in the future, and when qualifications are equivalent, members of the minority gender may be promoted preferentially in order to enhance gender equality.⁶⁰

8.14 In order to increase the percentage of female diplomatic personnel, the diplomatic special examination system will not employ gender as a criteria restricting qualification to take the examination. In keeping with the steady increase in the number of female diplomatic and consular personnel in recent years, the number of women in middle and upper management positions will also increase in the future. The continued practice of stationing spouses at the same embassy or representative office will further reduce the number of female diplomatic personnel going on leave without pay or resigning in order to keep their family together. This will also encourage female personnel to continue to accumulate experience, enhancing their career development.

8.15 In order to improve the safety and working conditions of female diplomatic personnel stationed overseas, and ensure that women can live in good residential areas and maintain a good quality of life, rent subsidies for female diplomatic personnel stationed at overseas embassies or representative offices will be increased in the future if they were previously insufficient, or if law and order in the country is poor. Furthermore, awareness of the content of the recently revised *Safety and*

⁶⁰ This article is in response to recommendations by Korean expert Heisoo Shin for the Initial Country Report.

Self-protection Guidance Handbook for Personnel Stationed Overseas has been enhanced.

Equal Participation in International Conferences and International Organizations by Women in Various Fields

Current Status

- 8.16 The government actively encourages women in various fields to participate in international activities as representatives of the government or private organizations. The government sent personnel to participate in conferences and activities of international organizations 1,042 times in 2012, and women accounted for 418 times (40.12%) (Table 8-12). Furthermore, taking APEC as an example, Taiwan has long participated regularly in this major international conference, and women accounted for roughly 37%-39% of Taiwan's conference participants from 2009 to 2012 (Table 8-13), including participants at such events as the Women and the Economy Summit, Women and the Economy Forum, Human Resources Development Working Group (HRDWG), and Education Network (EDNET). In addition, female representatives of Taiwan are currently serving as the coordinator of the Capacity Building Network (CBN) of the APEC Human Resources Development Working Group, and the chairpersons of the APEC Business Advisory Council's (ABAC) financial and economic working group and APEC Women's Forum.
- 8.17 With regard to women's participation in economic activities, the number of female experts taking part in international conferences rose from 80 in 2009 to 123 in 2012, which represented an increase in terms of percentage of all participants from Taiwan from 33.33% to 41.69% (Table 8-14).
- 8.18 Women accounted for approximately 30% of representatives at international sports conferences from 2009 to 2012 (Table 8-15). With regard to participation in international sports organizations, the percentage of women performing duties for such international organizations was less than 15% between 2009 and 2012 (Table 8-16).
- 8.19 The number of women selected to participate in the UN Permanent Forum on Indigenous Issues remained slightly higher than that of male participants from 2009 to 2012, and female participants also received a

slightly higher share of funding (Table 8-17). Apart from 2011, more women than men received funding to participate in the Indigenous International Interchange Award (Table 8-18), and the amount of funding given to women in 2012 accounted for 68.2% of funding for all participants.

8.20 To encourage women from different age groups and with different professional backgrounds to participate in international conferences and activities, the government annually holds the NGO100 Youth Leader NGO International Affairs Workshop and the Taiwan NGO International Affairs Manpower Training Session. The female participation rate in the former has been 50%, and female participation rate in the latter has been 40%. The government has also held or sponsored many other activities, including selection of outstanding youth to participate in UN internships in the United States, selection of high- and mid-level staff at domestic NGOs to participate in overseas INGO internships, selection of outstanding youth to participate in workshops of the Geneva Human Rights Organization, and organization of a Taiwan volunteer team to conduct exchanges with the Kuwait Volunteer Association. As of 2012, women accounted for 43% of 390 trainees sent overseas to take part in internships, workshops, and other forms of continuing education.

8.21 A bilingual NGO website was established in 2007, and the content of this website includes the international conferences and activities that various NGOs in Taiwan seek to participate in, up-to-date information concerning international conferences and activities held in Taiwan, and announcements of upcoming activities. This website enables Taiwan's NGOs involved in women's issues to find information on and sign up for relevant activities and conferences.

Specific Measures

8.22 For many years the government has encouraged NGOs to attend conferences and activities on relevant issues of the UN Commission on the Status of Women (CSW), and increase exchanges with international women's rights figures, learn from other countries' experiences, and present Taiwan's progress in gender equality work through seminars and

exhibitions.

- 8.23 The government continues to provide funding to indigenous groups, particularly outstanding female representatives of indigenous communities, to participate in the UN Permanent Forum on Indigenous Issues, and enhance Taiwan's international visibility by helping to hold seminars and other activities.
- 8.24 Taiwan continues to actively participate in the World Health Assembly (WHA), and seeks opportunities to participate in the conferences and activities of UN organizations and mechanisms including the World Health Organization (WHO), International Civil Aviation Organization (ICAO), and UN Framework Convention on Climate Change (UNFCCC). Gender remains a factor when selecting representatives to take part in these conferences and activities.
- 8.25 With regard to other international organizations, 11 ROC nationals were employed at the Asian Development Bank (ADB) in 2013, and seven of these were women (64%). In order to secure employment for more ROC nationals at the ADB, MOFA asked the ADB to send personnel to hold explanatory recruitment events and conduct preliminary oral examinations in Taiwan in 2011 and 2013. These efforts have encouraged young scholars from Taiwan to work at the ADB. In addition, one outstanding woman from Taiwan is currently working at the European Bank for Reconstruction and Development (EBRD), and two other women from Taiwan are serving as program coordinator for the EBRD in Mongolia and manager of the EBRD's business development office in Taiwan, respectively.
- 8.26 NGOs from Taiwan are actively participating in the international community, and have performed excellently in such areas as humanitarian relief, charity, and public healthcare. Their efforts have been widely acknowledged by the international community.
- 8.27 The government strives to help women's NGO groups increase their international engagement, aiming to further enhance the ability of, and opportunities for, women from Taiwan to participate in international organizations, conferences and activities, and increase the international visibility of Taiwan's contributions and achievements in terms of gender equality. The government has promoted numerous measures in this regard.

- 8.27.1 The government has encouraged women's NGO groups in Taiwan to join international women's organizations and play important roles in those organizations, enhancing their international engagement.
- 8.27.2 The government has encouraged domestic NGOs to invite leaders and staff of prominent international women's groups, as well as relevant experts and scholars, to visit Taiwan, give talks and share their experience. This will help secure opportunities to hold international conferences or workshops in Taiwan on women's issues.
- 8.27.3 The government has encouraged domestic women's NGO groups, scholars and experts to increase exchanges with INGOs in the UN advisory system and other international organizations by actively participating in conferences and activities in relevant professional fields.
- 8.27.4 The government has provided funding and other forms of assistance to the leaders of women's groups in Taiwan to attend international conferences or travel overseas, enabling them to share their experience in promoting gender equality.
- 8.27.5 The government has helped relevant agencies promote participation in the programs of international organizations, such as APEC's Innovation for Women and Economic Development program, and hold training courses for women participating in international affairs.
- 8.27.6 The government has continued to monitor international development trends and progress in the areas of women's development, protection of women's rights and benefits, empowerment of women, prevention of violence, acceptance of new immigrants, and gender equality. It has shared relevant information with domestic women's groups, enabling these groups to enhance their professional skills and adopt up-to-date methods.
- 8.28 The government has also helped the Garden of Hope Foundation and the Chinese Christian Herald Crusades and Fullness in Christ Fellowship—both based in the United States—implement the Cambodian Human Trafficking Girls' Shelter Establishment and Operation Project in 2010-2011. This project involved the establishment of a girl's shelter in Cambodia to provide a refuge for girls between 12 and 18 years of age who are victims of sexual assault and are not able to return to their hometowns, and offer comprehensive mental and physical counseling, as

well as training, to ensure that the girls at the shelter can return to society and lead independent lives.

Difficulties in Implementation and Directions for Future Efforts

- 8.29 In order to expand channels through which women can participate in international organizations, conferences, and activities, in the future the government will request relevant agencies to give consideration, when appropriate, to the gender ratio of persons selected to attend various international conferences and activities (such as APEC conferences) in a representative capacity.
- 8.30 In order to increase the ratio of women working at international sports organizations, the government will strengthen its promotional efforts in conjunction with annual visits to domestic associations for individual sports, gain an understanding of why sports associations fail to promote female personnel to key staff positions, or the difficulties they encounter in trying to do so, and strengthen guidance to domestic sports associations. The goal of these efforts is to increase the percentage of women in key staff positions. The government also hopes that these efforts will increase the percentage of women from Taiwan serving in positions at international sports organizations, and encourage domestic associations to send female personnel to attend international conferences and activities.
- 8.31 In order to increase women's participation in international conferences and activities through NGOs, in the future the government will regularly assess the participation rate at international conferences and activities of women from NGOs, and the effectiveness of this participation. This information will be used as reference for subsequent funding of the groups in question.
- 8.32 The government plans to establish a website concerning international conferences on gender equality issues, allowing government agencies to regularly provide and update information with regard to international conferences on gender equality issues and attendance by women's groups. This information will provide a reference for overall assessments of women's participation in international conferences and activities. In addition, the government will provide preferential funding to groups participating in international conferences concerning such issues as

international human trafficking, marriage immigration and female migrant workers.

Article 9

1. States Parties shall grant women equal rights with men to acquire, change or retain their nationality. They shall ensure in particular that neither marriage to an alien nor change of nationality by the husband during marriage shall automatically change the nationality of the wife, render her stateless or force upon her the nationality of the husband.
2. States Parties shall grant women equal rights with men with respect to the nationality of their children.

Introduction

In accordance with the Nationality Act of the ROC and other relevant provisions, men and women shall enjoy equal rights in acquiring, changing, or retaining nationality, and such equal rights shall be extended to their children. A number of aspects are analyzed in the section below, including respect for the equality and self-determination of naturalized citizens, as well as implementation of care and counseling for foreign spouses.

Respect for the Equality and Self-Determination of Naturalized Citizens

Current Status⁶¹

- 9.1 The ROC's Nationality Act provides that a wife's nationality during marriage shall not necessarily change if she is married to a foreigner or if the husband's nationality changes. Should the wife desire to change nationality, she only needs to provide the relevant required documents and submit an application to the designated departments, and does not need to obtain permission from other persons (including her spouse).
- 9.2 In accordance with the Nationality Act, six conditions have to be met when a foreign spouse applies to become a naturalized citizen of the ROC: 1. The foreign spouse has a residence within the territory of the ROC, and has resided in the ROC for over 183 days per year for three consecutive years; 2. The foreign spouse is over the age of 20 and legally competent; 3. The foreign spouse is of good character and has no criminal record; 4. The foreign spouse has considerable assets or professional skills, and is able to

⁶¹ Articles 9.2, 9.3, and 9.8 are in response to recommendations by Korean expert Heisoo Shin for Article 9 of the Initial Country Report.

maintain livelihood; 5. The foreign spouse has basic Mandarin language skills and a basic knowledge of citizens' rights and obligations; 6. The foreign spouse has lost his or her original nationality.

- 9.3 In order to protect family reunion rights of ROC citizens and their foreign spouses, the provisions of the Nationality Act were revised in 2008 to relax the requirement of proof of certain financial assets for naturalization applications by eliminating the threshold amount, and allowing applicants to provide such proof using personal data or data from their spouses or parents to facilitate the naturalization process.
- 9.4 According to statistics from 2009 to 2012, 97% of all naturalized citizens were women (Table 9-1). The majority were from Southeast Asian countries, and many were from Vietnam, which accounted for 76% of all naturalized citizens (Table 9-2).
- 9.5 People from mainland China, Hong Kong or Macau, who have become naturalized citizens of the ROC and who violate ROC law, shall be subject to legal penalties in the ROC. Nevertheless, they shall not lose their right to become a naturalized citizen of the ROC, and their identity and residency rights shall also be protected. If a person uses a fraudulent marriage for the purpose of marriage immigration, however, his or her marriage and household registration in the ROC, as well as ROC nationality, shall be revoked. The representative office of his or her native country or region in the ROC shall be contacted to provide assistance for travel documents, and he or she shall be deported to his or her native country or region.
- 9.6 So far, there have been no cases in which citizens from mainland China, Hong Kong or Macau were unable to obtain travel documents when they had their residence, marriage, or household registration revoked due to criminal acts or fraudulent marriages. If it is proven that the person concerned cannot be returned to his or her original place of residence for reasons "not attributable to the individual," the government shall temporarily postpone their departure and help them obtain the right to reside in the ROC.
- 9.7 From 2009 to 2012, a total of 93 naturalization applications filed by women from Southeast Asian countries were rejected for failure to meet

the aforementioned conditions listed in the Nationality Act. In some cases, the applicants were not of good character and had a criminal record, or further proof was needed to verify authenticity of the marriage. In other cases, applicants' period of residence in the ROC was interrupted, or applicants were unable to provide proof of financial security.

9.8 In order to ensure that foreigners or stateless persons have basic skills in the national language and knowledge of citizens' rights and obligations, an exam database was established in 2006 to assist foreigners in preparing for naturalization tests. The database was updated in 2010 to reflect changes in relevant laws and to maintain the accuracy and comprehensiveness of the tests, and was uploaded to a government website where it can be easily downloaded. Each year, approximately 1,800 people participate in the naturalization tests; over 93% of participants are women, and 87% or more pass the tests. Participants can choose to take the one-on-one oral test in Mandarin, Taiwanese, Hakka, or other language spoken in Taiwan, or they can choose to take the written test.

9.9 Children obtain ROC citizenship if: one of the parents possessed ROC citizen when the child was born; a child was born after one of the parents has died, and said parent was an ROC citizen at the time of his or her death; or a child was born within the territory of the ROC and the parents' nationality status cannot be ascertained or the parents are stateless. Every man and woman shall have equal rights to obtain citizenship for their children.

9.10 With regard to children becoming naturalized citizens of a foreign parent's country of origin, the concerned parties have tended to hide such matters and are often reluctant to ask the ROC government for assistance due to the sensitivity of such matters. Furthermore, these naturalization applications must be conducted in accordance with relevant acts of the country of origin. If the country of origin has a single nationality system, the children must first relinquish ROC citizenship in order to obtain citizenship of the country of origin. If this is the case, in consideration of the best interests of the child, the child shall not have to relinquish ROC citizenship alone; the child's parents must also abandon their own ROC citizenships along with the child.

Specific Measures ⁶²

- 9.11 To prevent situations in which naturalization applications of foreigners or stateless persons are rejected on account of the fact that they overstayed during their period of residence of three or five years, the Nationality Act was revised in 2009 so that those who have overstayed for less than 30 days shall still be deemed to have resided in Taiwan without interruption.
- 9.12 Naturalization requirements for people who have separated from their spouse due to domestic violence have been relaxed since 2008. If the ROC spouse has died, or if the foreign spouse remains unmarried after the divorce and has to take care of an underage child from the said marriage, the financial asset requirement for naturalization shall be relaxed compared to that for a citizen's spouse, so as to facilitate care for the child.
- 9.13 For those whose naturalization application has been rejected by ROC authorities due to non-compliance with the Nationality Act, the government shall assist these people in obtaining professional certificates, such as bakery or chef technician licenses, in addition to providing ongoing counseling on matters related to living in Taiwan. Those whose marriage authenticity is being questioned may provide family photos, proof from relatives, or other documents to verify the authenticity of the marriage. A naturalization application shall be approved after marriage authenticity has been proven. Investigations indicated that out of 93 women whose naturalization applications were rejected between 2009 and 2012, 50 women have reapplied and gained approval to become naturalized ROC citizens, while the other 43 continue to receive counseling and assistance.
- 9.14 With regard to the requirement in the Nationality Act that applicants shall be of good character and have no criminal record, the Naturalization in Marriages between Foreign Nationals and ROC Citizens and Household Principle provides that: (1) Naturalization applications shall be denied for those who have committed major crimes, information about which must be published in the police's criminal records system in accordance with the Act Governing Issuance of Police Criminal Record Certificates; (2) Those

⁶² Articles 9.12–9.14 are in response to recommendations by Korean expert Heisoo Shin for Article 9 of the Initial Country Report.

who have committed minor crimes or acts of moral turpitude that did not require a police report to be filed pursuant to the Act Governing Issuance of Police Criminal Record Certificates, but whose acts fit the definition of bad character, and who have served their sentences and did not commit other crimes, have paid the fines, or have not committed any other similar acts of moral turpitude such as offenses against morality or good customs for over three years, may resubmit their naturalization application in accordance with the Nationality Act.

Difficulties in Implementation and Directions for Future Efforts⁶³

- 9.15 Assistance will continue to be provided to foreign women whose naturalization applications have been rejected or ROC nationality revoked due to non-compliance with the Nationality Act requirements, as follows:
- 9.15.1 Providing counseling with regard to resubmitting naturalization applications for those who now meet the requirements of the Nationality Act.
- 9.15.2 Issuing certificates of temporary alien registration to serve as an identification document in Taiwan for those who have abandoned their original citizenship but are supposed to leave Taiwan due to non-compliance with ROC law. ROC representative agencies abroad will also contact the competent authority of the person's country of origin to assist him or her in restoring his/her original citizenship and facilitate matters regarding whether he or she can remain in Taiwan.
- 9.16 To prevent a foreign spouse from losing his or her original citizenship while unable to become a naturalized citizen of the ROC and thus becoming a stateless person, experts, scholars and government agencies will be invited to research relevant provisions with regard to foreigners applying to become naturalized citizens of the ROC without losing their original citizenship. They will also look at nations that allow naturalized citizens to hold dual citizenship. This research can serve as reference for government policy planning.

⁶³ Articles 9.15 and 9.16 are in response to recommendations by Korean expert Heisoo Shin for Article 9 of the Initial Country Report.

Implementation of Care and Counseling for Foreign Spouses

Current Status⁶⁴

- 9.17 As of 2012, Taiwan had 473,144 foreign spouses from mainland China and other regions, with women totaling 439,500, or 92.89%. A total of 299,376 female foreign spouses came from mainland China, Hong Kong, or Macau. A total of 197,461 of these spouses are in Taiwan with permits based on family relations or with resident permits, while 101,915 have permanent residence. In addition, there are a total of 140,124 other foreign female spouses, among whom 101,679 (approximately 72.26%) have already obtained ROC citizenship through naturalization.⁶⁵
- 9.18 To help immigrants adjust to married life, city and county governments have worked with NGOs since 1999 to promote counseling for foreign spouses, including language learning, residence and settlement counseling, orientation counseling, reproductive health counseling, and courses on local customs, so as to help them adapt to life in Taiwan.
- 9.19 Guidance measures for foreign and mainland China spouses were established in 2003, and the Foreign Spouse Assistance Fund was created in 2005. Approximately NT\$300 million (US\$9.7 million) will be raised each year for 10 years, for a total of NT\$3 billion (US\$96.7 million). Public and private resources have been combined to provide medical aid, social assistance, legal advice, and growth learning courses for foreign spouses. In addition, foreign spouse family service centers, multicultural activity events, and personal training programs have also been established.
- 9.20 To enhance front-line immigration counseling services offered to spouses from mainland China and overseas, 25 service stations have been established across 22 special municipalities, counties and cities, so as to provide residency, settlement, welfare, employment, and family consultation services.
- 9.21 To assist new immigrants in learning the national language and acclimate to Taiwanese families and culture, 28 New Immigrant Learning Centers were established in 2004 to provide basic education classes for adults.

⁶⁴ Articles 9.17–9.38 are in response to recommendation 3 by Korean expert Heisoo Shin for Article 16 of the Initial Country Report.

⁶⁵ This article is in response to recommendation 12 by German expert Hanna Beate Schöpp-Schilling for Article 10 of the Initial Country Report.

Various Family Education Centers were established to plan family education activities. Those with entry and exit permits or ROC passports were allowed to take scholastic tests and enter cram or vocational training schools in order to obtain formal diplomas. In 2012, up to 47.97% of new immigrants attended continuation elementary or junior high schools.

9.22 The dedicated foreign spouses consulting hotline (0800-088-885) was established in 2003 to provide toll-free consultation services in six languages: Mandarin, Vietnamese, Indonesian, Thai, English, and Cambodian. It provides consultation services on adaptation to life in Taiwan, education and culture, employment, healthcare, personal safety, children's education, and residence. There were a total of 12,659 effective cases in 2012 in which counseling was provided (Table 9-3).

9.23 To create a friendly international environment, the foreigners' consulting services hotline (0800-024-111) was established in 2005 to provide 24-hour visa, residence, work, education, tax, healthcare, and transportation advisory services. There were a total of 50,267 cases in 2012 in which services were provided (Table 9-4).

9.24 To prevent problems for new citizens seeking medical services due to communication difficulties, certain foreign spouses have been trained as interpreters since 2004 to assist health workers by providing interpretation during home visits for new residents, at pediatric clinics, and during reproductive health guidance services. A total of 345 interpreters participated in this program in 2012.

9.25 Regarding recognition of foreign qualifications, reviews are conducted based on the actual academic status (period of study, courses attended, etc.) of the applicant. Furthermore, recognition cannot be provided using a single benchmark (country name, school name, degree name etc.) because academic and school systems vary by country, and individual reviews are required by the various end users. Therefore, schools in Taiwan must review applicants' qualifications pursuant to the Regulations Regarding the Assessment and Recognition of Foreign Academic Credentials for Institutions of Higher Education, the Regulations Regarding the Assessment and Recognition of Academic Credentials for Mainland Area, and the Regulations Governing the Examination and Recognition of

Educational Qualifications from Hong Kong and Macau. Schools may not treat applications differently based on the applicant's status (such as being a foreign spouse).

- 9.26 Regarding recognition of higher education degrees from mainland China, those who have taken courses from any of the schools recognized by Taiwan (at present, 111 universities and 191 vocational schools from mainland China are recognized) after September 18, 1992, must undergo audits and recognition procedures, as well as apply to the relevant departments in accordance with the school enrollment requirements. High school records can be recognized by the county or city governments, and applicants do not need to participate in further testing.

Specific Measures⁶⁶

- 9.27 The immigration counseling care program was launched in 2009. When a foreign spouse is applying for an alien resident certificate, the spouse and his/her family members are interviewed by immigration staff. They will be informed of the residency laws and other useful facts, and their living conditions and needs will be ascertained, after which they will be referred to the relevant units for follow-up services.
- 9.28 To create a multicultural environment and provide communication channels for foreign nationals, the government established a national interpreter database in 2009 to provide interpretation services in 18 languages and 10 areas. To increase the number of available languages and enhance the expertise of the interpreters, the northern, central, southern, and eastern regions of Taiwan, as well as offshore islands (Penghu and Kinmen), have held 11 immigration counseling interpreter training sessions. The names of those who have passed the tests have been entered into the database. As of 2012, a total of 1,150 interpreters were registered in the database.
- 9.29 A total of 22 counties and cities established a care network in 2011 for spouses from mainland China and overseas. Representatives from the public and private sectors were invited to attend network meetings every

⁶⁶ Articles 9.32 and 9.33 are in response to recommendations by Korean expert Heisoo Shin for the Initial Country Report.

six months to discuss relevant issues and jointly promote new immigration counseling services with local governments.

9.30 To promote cultural diversity and organize related activities, in 2011 Taiwan declared December 18 to be Migrants Day. Local governments have joined forces to organize events for Migrants Day and International Migrants Day with the aim of enabling ROC nationals and new residents to better understand multiculturalism, and promoting multicultural exchanges.

9.31 The Act Governing Relations between the People of the Taiwan Area and Mainland Area was revised in 2009 to protect mainland Chinese spouses' right to work during their residency period. Since 2010, spouses from mainland China who are allowed to continue to reside in Taiwan after obtaining custody over their children following a divorce, the death of their spouse or a divorce judgment due to domestic violence, and whose children have household registration in Taiwan, have been permitted to work in the country.

9.32 To ensure the right to work of foreign spouses in Taiwan during their residency periods, relevant policies were relaxed in 2008, so that foreign spouses, who overstayed in Taiwan due to their marriage or whose marital status was dissolved due to divorce or death of their spouse, may work in Taiwan without having to apply for a permit. The Enforcement Rules of Employment Services Act were revised in 2011 so that a foreign spouse, whose marital status has been dissolved but who has been allowed to continue residing in Taiwan pursuant to the Immigration Act, may work in Taiwan without having to apply for a permit.

9.33 In addition to protecting the right to work for spouses from mainland China and overseas, the Employment Insurance Act was revised in 2009 to include spouses from mainland China and overseas, so that they may receive employment insurance benefits according to the law. The Enforcement Rules of the Employment Insurance Act were revised and promulgated in 2012 to grant protection to spouses from mainland China and overseas, whose marital status has been dissolved but who have been allowed to reside in Taiwan in accordance with the law and who continue to be employed, under the Employment Insurance Act.

- 9.34 To help spouses from mainland China and overseas obtain employment, participate in vocational training, and have a stable life during the training period, and to enhance employers' willingness to provide employment, operating guidelines to promote employment subsidies for foreign and mainland Chinese spouses were promulgated in 2008 to provide temporary work subsidies, employment subsidies, and professional training subsidies.
- 9.35 To encourage spouses from mainland China and overseas to obtain certifications, verification measures for various skills have been relaxed.
- 9.35.1 Since 2009, tests have been organized in which the examiner reads the questions out loud in such areas as Chinese cooking, hairdressing for women, facial care, babysitter and care work.
- 9.35.2 Since 2009, spouses from mainland China, who have obtained resident permits, have been allowed to apply to participate in skill verification tests. The babysitter qualifications were amended in 2010, eliminating the requirement that babysitters have ROC nationality and completed compulsory education. This was done to permit spouses from mainland China and overseas with resident permits to participate in verification tests.
- 9.35.3 Since 2012, foreigners with alien resident certificates, spouses from mainland China with long-term resident permits or resident permits based on family relations, as well as people from mainland China who have obtained long-term resident permits based on special circumstances, may apply to participate in tests for special professions as announced by the Regulations on Technician Skills Certification and Issuance of Certificates.
- 9.36 To promote reproductive healthcare services for foreign spouses, education materials such as the *Maternal Health Handbook* and the *Child Health Guide*, a reproductive health film series, the *Parenting Health Handbook*, etc., were produced in Vietnamese, Cambodian, Thai, Indonesian, and English in 2010. These materials provided reference for new residents and healthcare personnel.
- 9.37 Approximately 203,000 children of new immigrants were enrolled in elementary and junior high schools during the 2012 academic year, which accounted for 9.2% of the total number of students in the country. Among them, 161,821 attended elementary schools. The New Immigrant Torch

Program was launched in 2012 to implement home care visits, multicultural seminars, native language learning, and parent-child reading events. Activities were also held to enhance respect for diversity as well as appreciation of differences, to develop and cultivate a multicultural perspective, and to create a friendly, diverse, and harmonious society.

- 9.38 In 2006, a collaboration plan for after-school assistance was initiated to provide special education measures for children of new immigrants who came to Taiwan later. The objective was to provide free small classes and individualized teaching for students who were disadvantaged or had low academic achievements. In 2012, an elementary and junior high school pilot project was started to enhance learning motivation and to narrow academic gaps using various professional support systems and sophisticated teaching methods.

Difficulties in Implementation and Directions for Future Efforts

- 9.39 To understand whether domestic employers are only willing to employ spouses from mainland China and overseas who possess national ID cards, policies will be adjusted in the future based on surveys of spouses from mainland China and overseas, as well as enterprises' willingness to hire foreign spouses. Strategies will be developed to deal with related issues.
- 9.40 A number of measures have been implemented to protect the right to work of spouses from mainland China and overseas.
- 9.40.1 Public awareness has been strengthened of regulations concerning the rights of spouses from mainland China and overseas through employer seminars and employer recruitment forums.
- 9.40.2 A total of 60,000 multi-language employment labor rights handbooks for spouses from mainland China and overseas were distributed by relevant government agencies.
- 9.40.3 Promotional films have been made and seminars have been held to enable new immigrants to understand their employment rights, and to reduce discrimination among employers and increase their willingness to hire new immigrants.
- 9.41 At present, the recognition procedures for diplomas of people from Southeast Asian countries are often complex and time-consuming because

ROC overseas offices can be difficult to reach for the persons concerned, or because the ROC has not established offices in their countries (e.g. Cambodia). The Regulations Regarding the Assessment and Recognition of Foreign Academic Credentials for Institutions of Higher Education will be revised in the future to simplify the language used in the regulations, reduce the number of documents required for verification, and shorten the period needed for verification. This is aimed at simplifying procedures for people from countries where the ROC has not established offices, so as to meet actual needs and achieve substantive equality. Regarding recognition of educational diplomas for employment purposes, the government will continue to advocate relevant procedures.

9.42 To promote respect for cultural diversity, a number of programs will be strengthened.

9.42.1 The new immigrant information literacy education program is meant to enhance new residents' ability to use information and to ensure there are no obstacles to the flow of information. The objective is to facilitate the use of online resources to increase knowledge of Taiwan and reduce cultural shock.

9.42.2 To capitalize on the language advantages of new immigrants and their children, and promote the development of a multicultural society, a project has been implemented to combine higher education resources to design training courses in the native languages of new residents and encourage people to teach courses in these languages for children of new immigrants in junior high and elementary schools, so as to strengthen the development potential of these children.

Article 10

States Parties shall take all appropriate measures to eliminate discrimination against women in order to ensure to them equal rights with men in the field of education and in particular to ensure, on a basis of equality of men and women:

- (a) The same conditions for career and vocational guidance, for access to studies and for the achievement of diplomas in educational establishments of all categories in rural as well as in urban areas; this equality shall be ensured in pre-school, general, technical, professional and higher technical education, as well as in all types of vocational training;
- (b) Access to the same curricula, the same examinations, teaching staff with qualifications of the same standard and school premises and equipment of the same quality;
- (c) The elimination of any stereotypical concept of the roles of men and women at all levels and in all forms of education by encouraging coeducation and other types of education which will help to achieve this aim and, in particular, by the revision of textbooks and school programs and the adaptation of teaching methods;
- (d) The same opportunities to benefit from scholarships and other study grants;
- (e) The same opportunities for access to programs of continuing education, including adult and functional literacy programs, particularly those aimed at reducing, at the earliest possible time, any gap in education existing between men and women;
- (f) The reduction of female student drop-out rates and the organization of programs for girls and women who have left school prematurely;
- (g) The same opportunities to participate actively in sports and physical education;
- (h) Access to specific educational information to help to ensure the health and well-being of families, including information and advice on family planning.

Introduction

The Educational Fundamental Act guarantees equal opportunities to receive education for all people and provides special protection to indigenous people, people with disabilities, and other disadvantaged groups based on their specific circumstances. The spirit of CEDAW has been incorporated into ROC law, and the Gender Equity

Education Act has been promulgated and implemented.⁶⁷ In the following section, six aspects are discussed with regard to the nation's efforts to promote equal rights: implementation of substantively equal educational opportunities, encouragement for women to participate in education and research professions, protection of women's rights to receive education, promotion of women's sports and adult education, provision of opportunities to receive family education and birth control education, and promotion of education and advocacy initiatives to eliminate discrimination.

Implementation of Substantively Equal Educational Opportunities

Current Status

10.1 Preschool education

10.1.1 The government implemented the Early Childhood Education and Care Act in 2012 to provide integrated early childhood services for children aged two and older who have not yet entered elementary school. Nurseries and preschools that were previously under child welfare and education authorities, respectively, were integrated into preschools. Education authorities shall arrange and coordinate relevant matters, as well as supervise the restructuring of private and public nurseries into preschools by the end of the same year. A total of 7,003 public and private nurseries and preschools have completed this restructuring process. Boys and girls are afforded equal opportunities to receive preschool education.

10.1.2 To protect children's rights to receive education, education authorities have continued to provide subsidies for local governments to establish additional preschool classes in schools. In 2012, preschool classes were made available to an additional 5,985 children, and 122 classes were established in 2013. Among those attending preschool classes, 47.32% are girls, which is generally in line with the gender distribution for children of that age group.

10.2 Elementary and junior high school education

10.2.1 The Primary and Junior High School Act provides that children between the ages of six and 15 shall receive compulsory national education and shall not be treated differently based on their gender. In the academic years

⁶⁷ This article is in response to recommendations 1 and 6 by German expert Hanna Beate Schöpp-Schilling for the Initial Country Report.

2008 to 2011, the gender distribution of elementary and junior high school graduates was in line with children of that age group. Elementary and junior high schools are supervised by the various local governments.⁶⁸

10.2.2 Students enter the senior high school education stage between the ages of 15 and 17, and they may choose to enter either general schools or vocational schools. During the academic years 2008 to 2011, the gender ratio of senior high school graduates was in line with the gender ratio of their age group. The ratio of girls choosing to enter general schools tended to be higher than that of vocational schools (Table 10-1). The existing syllabus is the same for all schools, and courses for girls' and boys' senior high schools are the same. There are no learning course or resource differences based on gender.⁶⁹

10.3 Higher education⁷⁰

10.3.1 In principle, those who receive higher education are 18 years or older (16 years or older for five-year colleges). During the academic years 2008 to 2011, the ratio of female vocational college graduates was higher than that of male graduates, and continued to increase each year. This may be because more women than men are attending nursing colleges due to traditional gender stereotypes. Gender ratios for university graduates tended to be similar. However, the ratio of female master's and PhD graduates (over 22 years of age) significantly decreases with each increase in education level. This may be attributable to the marriage and childbearing phase for women, which affects women's willingness to continue their education (Tables 10-2 and 10-3). However, the ratio of female master's graduates is improving slightly each year.

10.3.2 To ameliorate gender differences in higher education, promotional activities such as sponsorships for female scientists to visit major educational institutions to give lectures, as well as camps for female scientists, were continued in 2008. Promotion of related activities is also

⁶⁸ This article is in response to the latter part of recommendation 8 by German expert Hanna Beate Schöpp-Schilling for the Initial Country Report.

⁶⁹ This article is in response to recommendation 4 by German expert Hanna Beate Schöpp-Schilling for the Initial Country Report, and the middle part of recommendation 1 and recommendation 2 by Korean expert Heisoo Shin.

⁷⁰ This article is in response to recommendation 3 by German expert Hanna Beate Schöpp-Schilling for the Initial Country Report.

incorporated into seminars for school directors, so as to encourage more women to enter the field of science.

10.4 The Special Education Act was established to protect the disabled and gifted, and ensure their right to receive appropriate education. The act was revised in 2009 to move toward integrated education development. In the academic years 2008 to 2011, the graduation statistics of students with disabilities indicated that the ratio of female students with disabilities in special education schools tended to be higher than in general schools (Table 10-4).

10.5 Military and police education

10.5.1 Since the 2005 academic year, the admission rules of the Central Police University and the Taiwan Police College have stated that no differential treatment shall be accorded due to gender differences or sexual orientation (Table 10-5).

10.5.2 As for military academies, women accounted for 11% of the total students during the academic years 2008 to 2011. Since the 2009 academic year, the army, navy, and air force academies have begun to accept students paying their own expenses, and the ratio of female students increased by 2.23 percentage points. That ratio continued to grow slightly each year until 2011 (Table 10-6).

10.6 Vocational training

10.6.1 The Vocational Training Act provides that vocational training implemented by the government shall pose no gender restrictions, and men and women shall enjoy equal participation rights. Statistics from 2009 to 2012 indicated that regardless of pre-employment training, on-the-job training, or training for youths, the participation ratio for women tended to be higher than that for men, and increased annually (Table 10-7).

10.6.2 In terms of applications for civil service jobs, analysis of the third-level National Higher Education Entrance Exam and general tests indicated that more women applied and were accepted between 2009 and 2012 than men (Table 10-8). The reason may be that there are more administration-related fields in civil service exams, increasing women's willingness to apply. Accepted candidates receive the same training courses, and men and women enjoy equal rights.

Specific Measures

- 10.7 To implement gender equality education, a consistent syllabus has been implemented since 2011 for the Grades 1-9 Curriculum Guidelines for Elementary and Junior High School Education, which incorporate 69 gender equality-related capability indicators. Its three major categories—gender self-awareness, interpersonal relationships, and gender self-schema—are incorporated into the curricula for junior high and elementary schools.⁷¹
- 10.8 To expand the scope of gender equality orientation, the Gender Equity Education Act was revised in 2011 to include a definition of "sexual bullying," i.e. derogatory acts using language, gestures or violent behavior towards other individuals based on their gender features, gender characteristics, sexual orientation, or gender identity. Sexual bullying has been listed as a subject of preventative education. LGBT education is included in the school gender equality education program to enable students to become aware of, and show respect to, people with different sexual orientations or gender identities, and understand that these people also have the right to be treated equally in terms of education.⁷²
- 10.9 To ensure that women's entrance qualifications will not be affected due to maternity leave, the Central Police University has stipulated a two-year enrollment policy for its doctoral, master's, and bachelor's classes since 2012. The seniority, performance, rewards and punishments for those taking maternity leave shall carry over to the period following maternity leave.

Difficulties in Implementation and Directions for Future Efforts

- 10.10 To satisfy preschool education needs, public education and protection services will be expanded. Special municipality, county and city governments will be required to increase the availability of public preschools, consider the varying needs of young students of different ages, continue to establish preschools within elementary schools for areas with

⁷¹ This article is in response to recommendation 2 by Korean expert Heisoo Shin for the Initial Country Report.

⁷² This article is in response to recommendation 9 by German expert Hanna Beate Schöpp-Schilling for the Initial Country Report.

insufficient resources, and cooperate with civic associations to establish non-profit preschools.

- 10.11 In order to promote the concept of gender equality starting from the elementary school age, the education authorities will incorporate the content of relevant CEDAW provisions in junior high and elementary school curriculums. This will enable students to understand the definitions of discrimination from an early age and establish a comprehensive understanding of equality (see Article 5 for details).
- 10.12 To strengthen the importance of gender equality, basic gender bias review principles for junior high and elementary school textbooks are being developed to serve as reference for textbook editing and review, as well as for teachers.⁷³
- 10.13 To increase the ratio of female students at the master's and doctoral levels, the Gender Equity Education Committee will develop temporary special measures to accelerate the realization of de-facto equality between men and women.⁷⁴

Encouragement for Women to Participate in Education and Research Professions

Current Status

- 10.14 Gender distribution of educational personnel⁷⁵
- 10.14.1 The higher the education level, the lower the ratio of female teachers. There are still stereotypes about women at higher education levels. Except at colleges and junior colleges, the ratio of female teachers has gradually increased (Table 10-9).
- 10.14.2 The higher the position in tertiary education, the lower the ratio of female teachers (Table 10-10). Because police academies in the past tended to appoint teachers with police or military backgrounds, most of whom were male, there is an especially significant gender gap at these institutions

⁷³ This article is in response to the first part of recommendation 8 by German expert Hanna Beate Schöpp-Schilling for the Initial Country Report, and the first part of recommendation 1 by Korean expert Heisoo Shin.

⁷⁴ This article is in response to recommendation 3 by German expert Hanna Beate Schöpp-Schilling for the Initial Country Report.

⁷⁵ This article is in response to recommendation 4 by Korean expert Heisoo Shin for the Initial Country Report.

(Table 10-11).

- 10.14.3 Overall, less than one-third of the principals at all school levels are women, and the number is especially low for colleges and universities. The number of female principals for the senior high school level or below has increased slightly (Table 10-12).
- 10.15 Women participating in research professions
- 10.15.1 Between 2009 and 2012, the growth of the number of research project applications filed by female researchers, as well as approved cases, was higher than that of male researchers, but the increase in approved funding for women was not significant (Table 10-13).
- 10.15.2 To expand research on gender-related issues, a gender and science and technology study program was launched to influence social perspectives and national policy developments. From 2009 to 2012, 127 research projects were conducted, and 70% of the participating researchers were women. The growth of the number of research project applications filed by female researchers, as well as approved cases, was higher than that of male researchers, but the funding approval rate and the average amount of funding received by female researchers were all lower than those for male researchers. A reason for this might be that the funding requested by female researchers tended to be lower, or that they implemented more small-scale projects (Table 10-14).

Specific Measures

- 10.16 To encourage female students to enter the field of natural sciences, a gender and science and technology development plan was established in 2011 to organize meetings for female scientists, student gender/technology camps and science and gender exhibitions, as well as produce and broadcast documentaries about female scientists. Since 2012, female science award winners have been invited to visit girls' senior high schools to inspire and encourage female students to choose to study science and work in this field in the future. Practical chemistry experiments, lectures, and discussions were also held.
- 10.17 Since 2010, the deadline for female teachers in junior colleges or above to apply for promotions may be extended by up to two years in the event of

pregnancy and childbirth, so as to protect the rights of female teachers in higher education.

- 10.18 To eliminate gender discrimination by employers, gender-friendly principles were drafted in 2009 for selection procedures for the heads of schools, so as to strengthen the gender equality awareness of selection committee members and establish questioning standards. Examples of positive and negative questions were listed for junior colleges, high schools, junior high schools, and elementary schools to provide reference for committee members. The University Act was revised in 2011 to require that each gender is represented by at least one-third of the members of the aforementioned committees.
- 10.19 To enhance women's participation in scientific research and development, the Fundamental Science and Technology Act was amended in 2011 to include content on "cultivating, guiding and rewarding female scientific and technological personnel."
- 10.20 Providing motherhood protection measures for research personnel
 - 10.20.1 Those who have been given leave for childbirth or raising children can apply to extend the deadline for submitting research results. A total of 1,820 such deadline extension cases were approved from 2009 to 2012, and women accounted for 98.9% of them.
 - 10.20.2 The application age restriction for the Excellent Junior Research Investigators Program has been relaxed since 2010. The deadline may be extended by two years for each child a woman has given birth to. A total of 87 such extension cases were approved between 2011 and 2012.
 - 10.20.3 The application age restriction for the Ta-You Wu Memorial Award has been relaxed since 2011. The deadline may be extended by two years for each child a woman has given birth to. In 2012, 30% of the Ta-You Wu Memorial Award winners were women, compared to 12.5% in 2010 (Table 10-15).
 - 10.20.4 The application age restriction for the Selection of Outstanding Civil Servants for Special Studies Abroad Implementation Program has been relaxed since 2012. The deadline may be extended by two years for each child a woman has given birth to.

Difficulties in Implementation and Directions for Future Efforts

- 10.21 To enhance women's willingness to enter the science and technology fields, events that encourage female students to participate in scientific research will continue to be held.
- 10.22 To promote practical gender equality in police academies, the Central Police University and the Taiwan Police College plan to take gender ratio into account for teacher and instructor appointments in the future. For candidates with similar assessment results, candidates of the gender that has the lower number of people already employed shall be given priority, so as to achieve substantive equality.
- 10.23 To enhance gender equality awareness among heads of national universities, there are plans to include gender equality principles in the *National University Selection Reference Handbook*.
- 10.24 To eliminate gender differences in the field of education, the Gender Equity Education Committee will plan temporary special measures to accelerate the realization of de-facto equality between men and women.

Protection of Women's Right to Receive Education

Current Status

- 10.25 The government has established various awards and grants for citizens at various levels of education, as well as disadvantaged students from poor families. Measures include tuition waivers for five-year-old children, childcare and education grants for economically disadvantaged children, after-school care services for elementary school children, various tuition waivers for college students, special education, scholarships for disabled students, scholarships for studying abroad, indigenous student scholarships, and scholarships for Central Police University (graduate) students. In general, the ratio of female students who benefit from these measures is higher than that of male students (Tables 10-16 to 10-19).
- 10.26 A measure concerning the reporting of elementary and junior high school dropouts, as well as tutoring aimed at getting students back to school, was enacted in 1996 and revised in 2012. It provides that if junior high or elementary schools discover that a student (between six to 15 years of age) has failed to attend school without an excuse or without a clear reason for

more than three days, the matter should be reported to the education authorities immediately, so that mechanisms related to compulsory education are initiated. The measure also stipulates that local governments and schools must actively encourage dropouts to return to school. In recent years, on average there have been 5,298 dropouts from junior high and elementary schools annually, approximately 45% of whom are female. The primary reasons for female junior high and elementary students to drop out of schools are parents with abnormal lifestyles, inappropriate disciplinary measures by parents or guardians, lack of interest in school, and negative influences from friends outside school (Table 6-14).⁷⁶

10.27 Protection of pregnant students' rights to receive education⁷⁷

10.27.1 As provided by the School Guidelines for Sex Education and Care of Pregnant Students, schools shall assist pregnant students in completing their studies, prohibit discrimination against them, and include cases of male students asking for assistance with a girlfriend's pregnancy into their statistics (Table 10-20). The number of junior high and elementary students that have dropped out of school due to pregnancy and childbirth are as follows: three in the 2008 academic year, two in the 2009 academic year, seven in the 2010 academic year, and six in the 2011 academic year. Article 6 of the guidelines states that "schools shall actively adopt flexible measures based on their attendance and grade inspection and assessment-related rules." Article 8 states that "schools shall improve the physical infrastructure of campus facilities to provide a friendly and safe learning environment for students who are pregnant or raising a child."

10.27.2 Pregnant students at the junior high and elementary school stages must be encouraged to return to school. The numbers of students that dropped out of senior high school due to pregnancy were 67 in 2009, 44 in 2010, and 61 in 2011. The percentage of students who continued their education after pregnancy at the senior high school level or above was 97.35% in 2009 and 97.45% in 2010, but fell to 82.01% in 2011. This drop was attributed

⁷⁶ This article is in response to recommendation 3 by Korean expert Heisoo Shin, and recommendation 1 by Singaporean expert Dr. Anamah Tan for the Initial Country Report.

⁷⁷ This article is in response to recommendations 10 and 14 by German expert Hanna Beate Schöpp-Schilling, and recommendation 1 by Singaporean expert Dr. Anamah Tan for the Initial Country Report.

to a change in the calculation methods for the statistics, and these figures will continue to be closely monitored in the future.

- 10.27.3 Should male students require a leave of absence to raise a child, said students may apply for paternity leave pursuant to provisions provided by regulations on senior high school student grading methods, vocational school student grading methods, and continuing secondary education grading methods.
- 10.28 To protect the right of female students to receive education in the police academy system, the Central Police University revised its policies in 2005 to provide that a leave of absence due to pregnancy and childbirth shall not be counted toward the limit for vacation time. Since 2007, the Taiwan Police College has provided that a leave of absence due to pregnancy, childbirth, or rearing a child under the age of three shall not be counted toward the limit for vacation time, so as to ensure that female students' right to receive education are not hindered due to pregnancy, childbirth, or child rearing.

Specific Measures

- 10.29 The University Act was revised in 2009 to provide that the period of study for students who are pregnant, give birth, or are rearing a child under three years of age shall be extended.
- 10.30 The age limits for state-financed overseas studies and overseas study scholarships were relaxed in 2011 and 2012, respectively, for women who have given birth. The age limit may be extended by two years for each child, meaning the age limit for a mother of two would be four years higher, and so forth.
- 10.31 The Guidelines for the Organizing of National High School Sports Competitions were amended in 2010 to provide that female athletes may extend the age limit for participation in sports events by two years for each child they have give birth to, so as to safeguard the rights of female student athletes.
- 10.32 The National Open University revised its learning policies in 2009 to protect pregnant students' right to receive adult education and to provide them necessary assistance.

Difficulties in Implementation and Directions for Future Efforts

- 10.33 To ensure that female students' right to apply for state-financed overseas study will not be affected by childbirth and child rearing, it has been proposed that, under the premise that the female students' state-financed overseas study should be completed, students may be accorded a 50-day maternity leave following childbirth, or apply for maternity leave for one to two years. This is in addition to the 90 days students may spend in Taiwan each year to conduct research.
- 10.34 To strengthen the implementation of preventative education, enhance relevant notification mechanisms, and protect pregnant students' right to receive education, the School Guidelines for Sex Education and Care of Pregnant Students have been established to foster collaboration with health and social welfare agencies and provide appropriate counseling services in order to ensure continued schooling for students concerned.
- 10.35 To address the police exam application eligibility restrictions for pregnant women, revisions for the relevant laws have been discussed during admission review meetings, and recruitment guidelines will be revised to guarantee women's enrollment rights.
- 10.36 To protect pregnant female students' right to receive education in military academies, revision proposals for relevant laws have been made and incorporated into related assessments.

Promotion of Women's Sports and Adult Education

Current Status

- 10.37 Categories of school sports for women and competition issues
- 10.37.1 In the 2012 academic year, the ratio between male and female teams representing schools at all grade levels was 1.36:1. The main sport in which girls represented their elementary, junior high, or senior high school was track and field, followed by table tennis, badminton, taekwondo, and basketball.
- 10.37.2 In the 2011 academic year, student participation in sports clubs was approximately 38.7% for boys and 26.5% for girls in elementary schools, 38.0% for boys and 21.2% for girls in junior high schools, and 34.1% for boys and 17.7% for girls in senior high schools. These statistics indicate

boys tend to participate more in sports clubs than girls, and it is more difficult for girls to develop regular exercise habits.

- 10.37.3 Regarding the physical education curriculum for higher education students, a survey covering the academic years 2010 and 2011 indicated that the number and percentage of girls participating in sports slightly increased (Table 10-21).
- 10.38 Promotion of female adult education
- 10.38.1 The illiteracy ratio among people over the age of 15 in 2009 was 2.09%, and that number fell to 1.71% in 2012. The illiteracy ratio among women over the age of 15 was higher, namely 3.67% in 2009 and 3.03% in 2012.⁷⁸
- 10.38.2 A survey on the needs of spouses from mainland China and overseas, published in 2009, indicated that their education levels are most often on the junior high or junior secondary education level (37.1%), followed by senior high school or vocational high school (28.0%). In 2012, there were a total of 473,144 spouses from mainland China and overseas in Taiwan.⁷⁹
- 10.38.3 Lifelong learning for citizens is promoted in accordance with the Lifelong Learning Act by subsidizing the establishment of community colleges by local governments. As of 2012, 80 community colleges had been established with a total of 314,750 students, and women accounted for 70.8% (Table 10-23) of students.

Specific Measures

- 10.39 According to regulations for elementary and junior high school sports competitions implemented in 2009, the number of female student participants shall not be below a certain number. In the 2011 academic year, the rules were revised according to which the difference in ratio between female and male participants shall not exceed a certain limit, so as to enhance opportunities for female students to participate in sports competitions.⁸⁰
- 10.40 To encourage single parents to pursue degrees and thus increase their

⁷⁸ This article is in response to recommendation 2 by Singaporean expert Dr. Anamah Tan for the Initial Country Report.

⁷⁹ This article is in response to recommendation 12 by German expert Hanna Beate Schöpp-Schilling for the Initial Country Report.

⁸⁰ This article is in response to recommendation 15 by German expert Hanna Beate Schöpp-Schilling for the Initial Country Report.

career prospects, tuition and fee subsidies have been provided since 2005 to single mothers attending college. The program has subsequently been extended to senior high school students and then to single fathers. The age restriction for subsidies was extended to 55 in 2008, and eliminated in 2012. Mothers account for over 93% of those who have applied for the subsidy (Table 10-24).

- 10.41 To enrich the basic knowledge of citizens who have dropped out of school, as well as improve the listening, speaking, reading, writing, and mathematical skills of spouses from mainland China and overseas, tutorial schools have been established within elementary schools. In addition, local governments are given subsidies to establish adult basic education workshops (Table 10-25).
- 10.42 The gender equality education programs established in community colleges were incorporated into the evaluation index for community college operations of local governments, with the aim of encouraging community colleges to offer diverse courses and strengthen gender equality awareness in their local communities.

Difficulties in Implementation and Directions for Future Efforts

- 10.43 To encourage schools to use vacant classrooms and increase girls' willingness to participate in sports, guidelines by the Sports Administration of the Ministry of Education were revised to stipulate that changing and shower rooms for boys and girls must be separately established and that each school in the nation must improve the safety of sports equipment rooms or other related areas.
- 10.44 To protect girls' right to participate in sports, a female student physical health promotion plan has been established to promote understanding of girls' health and develop sports facilities and equipment that can meet the physical and mental development needs of girls.
- 10.45 To enhance gender quality awareness among physical education teachers, gender and sports-related topics are incorporated in training courses for physical education teachers.
- 10.46 To promote adult education, bilingual (Chinese/Vietnamese, Chinese/Indonesian) teaching materials, as well as Chinese audio book

materials, have been published and distributed to township libraries for spouses from Vietnam or Indonesia.

Provision of Opportunities to Receive Family Education and Birth Control Education

Current Status

- 10.47 The Family Education Law provides that local governments must establish family education centers to afford citizens the opportunity to learn about raising a family. More women than men participate in the family education promotion activities and use the family education advice hotline (Table 10-26).
- 10.48 Since 2008, such topics as diverse family structures, women's support and education, and domestic violence prevention have been incorporated in the community programs for women's education subsidized by the government. The aim is to promote opportunities for women to receive family education and counseling.
- 10.49 To encourage men to share some of the family responsibilities, the family education centers in various special municipalities, counties and cities have encouraged men to participate in family education activities. The participation ratio of men has increased each year (Table 10-27).

Specific Measures

- 10.50 The curriculum outline for junior high and elementary schools was revised in 2011 to include sex education. The senior high school "health and care" curriculum outline covers promotion of sexual health, as well as education on sexual orientation. Both male and female students are required to attend these courses.⁸¹
- 10.51 The *Maternal Health Handbook* and the *Child Health Handbook* are reviewed and revised regularly to provide information on subjects such as reproductive health, infant care, and family responsibility. The information is also translated into Vietnamese, Indonesian, Thai, English, and Cambodian to facilitate use by new residents.

⁸¹ This article is in response to recommendation 9 by German expert Hanna Beate Schöpp-Schilling for the Initial Country Report.

Difficulties in Implementation and Directions for Future Efforts

- 10.52 To protect the health of mothers and children and promote family wellbeing, the Genetic Health Act, which is being revised, stipulates that the government must provide fertility guidance, various maternity reference manuals, adolescent sexual health-related information, and preventive health care services.
- 10.53 A plan was established to advance a more comprehensive concept of gender equality and family education, integrate government ministry resources and promote family education, and put forward family education-related learning opportunities for indigenous people, new immigrants, and elderly women.

Promotion of Education and Advocacy Initiatives to Eliminate Discrimination

Current Status

- 10.54 Training on women's rights is provided to educational personnel at all levels. During the 2008 to 2011 academic years, a gender equality education counseling group conducted learning activities for junior high and elementary school teachers, with a total of 7,494 participants, 71.93% of whom were women (Table 10-28).⁸²
- 10.55 Please see Article 5 for details on promoting the media's awareness of gender equality.

Specific Measures

- 10.56 Since 2011, gender equality education courses have been incorporated in the curriculum for teacher training colleges. Since 2012, the guidelines for training of preschool, elementary, and secondary school teachers have listed gender equality education as a critical topic.⁸³
- 10.57 Since 2011, gender equality programs have been incorporated in career training courses, including relevant curricula and promotional videos.
- 10.58 To enhance gender equality awareness and legal knowledge among civil servants, in addition to the promotion of gender mainstreaming curricula,

⁸² This article is in response to recommendation 7 by German expert Hanna Beate Schöpp-Schilling, and recommendation 2 by Korean expert Heisoo Shin for the Initial Country Report.

⁸³ This article is in response to recommendation 7 by German expert Hanna Beate Schöpp-Schilling for the Initial Country Report.

since 2012 the spirit of CEDAW has been incorporated in basic training curricula for civil servants. Classes and online learning courses are being used to enhance civil servants' understanding of gender discrimination and promote gender equality.

- 10.59 To enable junior high and elementary school teachers to understand the principles of discrimination elimination in CEDAW, a plan on CEDAW was initiated in 2012 to continue to integrate promotional efforts into teaching.

Difficulties in Implementation and Directions for Future Efforts

- 10.60 To promote awareness of gender equality among the public, gender equality-related education will in the future be a required course for community colleges that apply for subsidies. It is anticipated that 50 related courses will be established.
- 10.61 To enhance gender knowledge and emotional intelligence among university staff, universities shall convene emotional intelligence seminars and conduct international comparative studies of gender equality in education.

Article 11

1. States Parties shall take all appropriate measures to eliminate discrimination against women in the field of employment in order to ensure, on a basis of equality of men and women, the same rights, in particular:
 - (a) The right to work as an inalienable right of all human beings;
 - (b) The right to the same employment opportunities, including the application of the same criteria for selection in matters of employment;
 - (c) The right to free choice of profession and employment, the right to promotion, job security and all benefits and conditions of service and the right to receive vocational training and retraining, including apprenticeships, advanced vocational training and recurrent training;
 - (d) The right to equal remuneration, including benefits, and to equal treatment in respect of work of equal value, as well as equality of treatment in the evaluation of the quality of work;
 - (e) The right to social security, particularly in cases of retirement, unemployment, sickness, invalidity and old age and other incapacity to work, as well as the right to paid leave;
 - (f) The right to protection of health and to safety in working conditions, including the safeguarding of the function of reproduction.
2. In order to prevent discrimination against women on the grounds of marriage or maternity and to ensure their effective right to work, States Parties shall take appropriate measures:
 - (a) To prohibit, subject to the imposition of sanctions, dismissal on the grounds of pregnancy or of maternity leave and discrimination in dismissals on the basis of marital status;
 - (b) To introduce maternity leave with pay or with comparable social benefits without loss of former employment, seniority or social allowances;
 - (c) To encourage the provision of the necessary supporting social services to enable parents to combine family obligations with work responsibilities and participation in public life, in particular through promoting the establishment and development of a network of child-care facilities;
 - (d) To provide special protection to women during pregnancy in types of work proved to be harmful to them.
3. Protective legislation relating to matters covered in this article shall be reviewed

periodically in the light of scientific and technological knowledge and shall be revised, repealed or extended as necessary.

Introduction

The ROC relies on the Employment Services Act and the Act of Gender Equality in Employment to safeguard women's equal employment opportunities. The female labor participation ratio surpassed 50% for the first time in 2012. The percentage of women serving as legislators, senior officials, and managers has increased steadily, and the gender pay gap has gradually narrowed. Nevertheless, due to women's marital, childcare, and household responsibilities, the increases in the female labor participation rate have been slow, women's return to employment after leaving the workforce has been poor, and the female labor participation ratio drops with age. Women still engage in atypical employment and unpaid family work at a higher rate than men. Female migrant workers account for the majority, and primarily engage in household work and work as caregivers.

The following introduces efforts to promote the rights and interests of women, in particular the following aspects: labor participation, elimination of employment discrimination, measures promoting balance between family and work, safeguarding employment safety and health, and employment right protection for foreign migrant workers.

Women's labor participation

Current Status⁸⁴

11.1 Overview of labor participation

11.1.1 In 2012, a total of 4.97 million women were in the workforce in Taiwan, accounting for 43.8% of the workforce as a whole. Among these women, 53.6% were in the 15-24 age group, which was the largest age group. The female labor participation ratio reached 50.19% during that year, and was highest (89.22%) in the 25-29 age group. The female labor participation ratio fell gradually with age due to marriage, childbirth, and child raising, and the labor participation ratio of middle-aged women in the 45-64 age

⁸⁴ Articles 11.2–11.4 and 11.12 are in response to recommendation 1 by Korean expert Heisoo Shin, and recommendation 2 by Singaporean expert Dr. Anamah Tan for the Initial Country Report.

group fell to 46.01%, indicating that women did not easily re-enter the workforce (Table 11-1, 11-2).

11.1.2 Immediately after the 2009 financial crisis, the male unemployment rate reached 6.53%, and the female unemployment rate reached 4.96%, which represented increases of 2.14 and 1.13 percentage points, respectively, compared to the previous year. Later, the unemployment rates among both men and women fell. The male unemployment rate fell to 4.49% in 2012 and the female unemployment rate fell to 3.92%. This indicates that women's employment is less affected by economic conditions than men's (Table 11-3).⁸⁵

11.1.3 In 2012, women not in the labor force numbered 4.93 million (accounting for 60.95% of all people not in the labor force). Among these women, 48.16% did not participate in the workforce due to household responsibilities, 25.01% were elderly or disabled, and 21.12% did not participate due to education and preparation for academic promotion (Table 11-4).

11.2 Overview of occupations and employment status

11.2.1 In Taiwan, clerical support workers are predominantly women, while public representatives, senior officials, managers, agricultural, animal husbandry, forestry and fishing workers, and craft and machine operation workers are predominantly men. From 2009 to 2012, the number of women serving as public representatives, senior officials, and managers and clerical support workers increased steadily, with the former increasing by 3.7% and the latter increasing by 0.9% (Table 11-5).

11.2.2 In 2012, the percentage of women serving as employers or owning businesses (8.94%) was lower than that among men (22.48%), while the percentage of women serving as employees (82.42%) was higher than that among men (74.93%) (Table 11-6).

11.3 Situation of unpaid family workers: In 2012, there were 410,000 female unpaid family workers, and while the percentage of women in this category compared to the total number of female workers had fallen from 9.79% in 2009 to 8.63% in 2012, the number of female unpaid family

⁸⁵ This article is in response to recommendation 5 by Korean expert Heisoo Shin for the Initial Country Report.

workers was still higher than the number of male unpaid family workers (160,000 persons, or 2.58% of male employment) (Table 11-6). Please see Article 14 concerning protection of the rights and interests of unpaid family workers.

- 11.4 Situation of atypical employment: In 2012, 360,000 women engaged in part-time, temporary, and dispatched work, which accounted for 7.58% of the total number of female workers. This percentage was higher than the equivalent figure of 6.18% for men (Table 11-7).

Specific Measures

- 11.5 In order to promote employment of middle-aged and elderly women, and help women re-enter the workforce, the government provides registration services for women who are looking for work, as well as employment consulting, referral services, accompanied interviews, and employer coordination services. The government also offers temporary work subsidies, funding for on-the-job training and re-adaptation, as well as diversified programs for employment development programs. Furthermore, the government provides job search services to women through 353 employment service offices throughout the country, the national eJob employment network, and 48,000 convenience stores. As part of these services, women are assisted by a single person throughout their job search, and assistance is customized based on the job seeker's needs. Among people who have made use of these services, approximately 46%-48% have found jobs in recent years (Table 11-8).
- 11.6 Between 2009 and 2012, the government issued the Guiding Principles for Temporary Worker Rights, the Model Service Purchase Contract, the Precautions to be Upheld by the Executive Yuan when Employing Temporary Workers, the Guidelines Concerning Hiring and Employment of Temporary Personnel by the Executive Yuan and Subordinate Agencies and Schools, the Reference Contract between Temporary Workers Using Unit and Labor Dispatching Unit, and the Items to be Prescribed and not Prescribed in Temporary Worker Contracts. The aim was to safeguard the rights and interests of temporary workers. The government also conducted annual education and training courses on relevant laws and regulations

concerning temporary workers, as well as training for public sector purchasing personnel, and performed relevant labor inspections.

- 11.7 In order to strengthen protection of part-time workers' rights and interests, and enhance their basic living standards, the government revised the Regulations for the Fixing of Basic Wage in 2010, so as to increase the number of labor and management representatives serving on the Basic Wage Review Committee and establish a national consultation mechanism that also involves experts, scholars, and relevant agencies. The minimum hourly wage was increased from NT\$95 (US\$3.07) to NT\$98 (US\$3.17) in 2011, and further increased to NT\$103 (US\$3.33) in 2012.

Difficulties in Implementation and Directions for Future Efforts

- 11.8 In order to promote women's labor participation, the government has included the goal of raising women's labor force participation rate in the Four-Year National Development Plan (2013-2016), and has set a female labor force participation rate target of 51% for 2016. The employment consulting functions of public employment service centers have been strengthened through government efforts, so as to implement comprehensive and individualized employment services. Relevant subsidies and workplace learning experience opportunities are also available to help middle-aged and elderly women re-enter the workplace or find steady employment.

- 11.9 Protecting the rights and interests of persons with atypical employment

- 11.9.1 In order to protect the rights and interests of part-time workers, the government has drafted the Regulations Governing Working Conditions of Hired Part-time Workers, which include clearer rules concerning holidays, vacation time, requests for leave, and maternity leave. The government will continue to increase the basic hourly wage on an annual basis, including an increase from NT\$103 (US\$3.33) to NT\$109 (US\$3.52) in 2013.

- 11.9.2 To respond to the fact that the legal system of traditional labor relations is inadequate to resolve issues of legal responsibility in relations between manpower agencies and their clients and to enhance the working environment and rights for temporary workers (including labor health and

safety, compensation for occupational accidents, and prevention of sexual harassment), the government has drafted a legal framework to protect temporary workers. The key points of this framework include: increasing the employment responsibilities of organizations using temporary workers; addition of rules prescribing equal treatment of temporary workers; establishment of a management system for manpower agencies; the requirement that organizations requiring temporary workers must comply with regulations of the Act of Gender Equality in Employment concerning the prevention of sex discrimination and sexual harassment, as well as nursing time and working time adjustment regulations, and that these organizations should be considered the employers of temporary workers; the added requirement that organizations using temporary workers may not refuse, hinder, or obstruct the right of female workers to request leave or request unpaid maternity leave for raising children.

Elimination of Employment Discrimination

Current Status

- 11.10 Elimination of gender discrimination in employment⁸⁶
- 11.10.1 Sex discrimination cases comprised the largest category of employment discrimination complaints from 2009 to 2012; however, the number of these cases fell by 17.04% between 2009 and 2012. Other large categories were age discrimination and disability discrimination cases (Table 11-9). A total of 54 persons made valid sex discrimination complaints in 2012, which was an increase of 34 persons compared to 2009 (Table 11-10). A total of 111 violations of the Act of Gender Equality in Employment were reported in 2012, with fines totaling NT\$8.93 million (US\$288,623).
- 11.10.2 Local governments have established telephone numbers and email addresses to report complaints, and they vigorously investigate employment discrimination cases. Funding from the Employment Security Fund has been used to spread awareness of the need to prevent employment discrimination, and performance evaluations, legal education, and service seminars are used to enhance professional knowledge and

⁸⁶ This article is in response to recommendation 2 by Korean expert Heisoo Shin, and recommendation 1 by Singaporean expert Dr. Anamah Tan for the Initial Country Report.

skills. Furthermore, the government has drafted annual labor inspection strategies in light of the prevailing work conditions in the country, and has implemented work condition inspections on a case-by-case basis for specific occupations. Moreover, the government has printed the Guidelines on Employment Discrimination Prevention—for Employers, as well as the Guiding Principles on Employment Discrimination Prevention, so as to enhance awareness.

11.10.3 To avoid employment discrimination against women in government purchasing procedures, the Government Procurement Act explicitly specifies that agencies discovering serious cases of discrimination against women among vendors when engaging in procurement may, in accordance with law, publish the name of that vendor in the government procurement bulletin. In addition, all government agencies will avoid doing business with that vendor for a one-year period.

11.11 Elimination of occupational segregation: While a steadily growing proportion of enterprises hire both men and women when recruiting employees, 32.7% of enterprises still hire only men for dangerous and physically demanding work, and 10.8% of enterprises hire only women for clerical work (Table 11-11). Because a high level of physical strength is often required, men predominate in agriculture, forestry, fishing, and animal husbandry. Occupational segregation may also occur based on work content. Taking forestry as an example, tree-planting is mostly performed by men, while seedling cultivation is largely performed by women. Because of traditional concepts and physical demands, few women serve among fishing boat crews (Table 11-12). The number of female technicians has increased steadily, and the ratio of women passing occupational skills examinations tends to exceed that of men, although women have a lower ratio than men in the computer hardware examination (Table 11-13, 11-14). See Article 5 for an explanation of efforts to eliminate gender segregation in specific occupations and jobs, and Article 7 for elimination of quotas on men and women accepted in various national examinations.

11.12 Promotion of equal pay: In 2012, women had average monthly wages of NT\$40,709 (US\$1,315.74), and an average monthly total working time of

175.6 hours, which works out to an average hourly wage of NT\$232 (US\$7.50). This represents 83.4% of men's average hourly wage. The gap between men's and women's hourly wages has fallen from 18.1% in 2009 to 16.6% in 2012 (Table 11-15).⁸⁷

- 11.13 Protection of right to vacation time: The Labor Standards Act states that employees may request time off on weekends and holidays, for vacations, and for special leave, and the employer shall provide their usual wages. When employees take leave for marriage, death of a family member, sickness, maternity, or other legitimate reasons, the employer shall provide wages for periods other than unpaid leave.
- 11.14 Protection of right to retirement: The Labor Standards Act prescribes that employees may request retirement on their own initiative after having worked for over 15 years at the same enterprise and reaching the age of 55, having worked for over 25 years at the same enterprise, or having worked over 10 years at the same enterprise and reaching the age of 60. If an employee is not yet 65 years of age, his or her employer may not compel the employee's retirement. Among employees complying with the retirement age requirements of the Labor Standards Act in 2012, the average retirement age of men was 56.8 years and that of women was 55.2 years. Furthermore, according to the Labor Pension Act, an employee may claim new-system retirement pensions set aside by his or her employer on a monthly basis on the employee's behalf from the Bureau of Labor Insurance upon reaching the age of 60. In 2012, the average age for claiming pensions among employees subject to the new pension system was 63.3 years for men and 62.7 years for women. Civil servants may retire in accordance with the Civil Service Retirement Act, and the current average age of retirement is 55.7; civil servants may also claim an old-age benefit in accordance with the Civil Servant and Teacher Insurance Act (Table 11-16).
- 11.15 Promotion of employment of disabled persons
- 11.15.1 According to Article 38 of the People with Disabilities Rights Protection Act, when the total number of employees at a government agency, public

⁸⁷ This article is in response to recommendation 2 by German expert Hanna Beate Schöpp-Schilling for Article 2 of the Initial Country Report, and recommendation 1 by Korean expert Heisoo Shin.

school, or state-run enterprise or organization is at least 34, the number of disabled persons possessing employment qualifications at that unit may be no less than 3% of the total number of employees. When the total number of employees at a private school, group, or private enterprise or organization is at least 67, the number of disabled persons possessing employment qualifications at that unit may be no less than 1% of the total number of employees, and may be no less than one person.

11.15.2 In 2011, a total of 198,277 disabled persons had entered the workforce, while 838,165 disabled persons remained outside the workforce, for a labor force participation rate of 19.13%. Unemployed disabled persons totaled 24,492, for an unemployment rate of 12.35%. The unemployment rate among disabled men was 12.52%, while that among disabled women was 11.97%. Analysis of disabled persons, who want to work but are unable to find appropriate jobs, found that the three main reasons for women were "inappropriate work content," "people's stereotypical impressions of the disabled," and "insufficient physical strength." This suggests that lack of physical strength is a major challenge faced by disabled women when seeking employment.

11.15.3 In order to eliminate stereotypical impressions of the disabled among employers and the public, the government has employed a variety of methods to publicize the social responsibility of private enterprises to hire the disabled, and has implemented and funded projects in an effort to help employers improve their working environment and safeguard disabled persons' right to work.

Specific Measures

11.16 In 2011, the government drafted the Standard Operating Procedures for Local Governments' Acceptance of Gender Employment Equality Complaints, and helped local governments establish channels and mechanisms for submission of complaints, which has served to enhance the efficiency and quality of the way in which complaints concerning gender employment equality are handled. In accordance with the Public Assistance Act, the government further drafted the Low- and Middle to Low-Income Households Employment Promotion Plan (2011–2016), and

held vocational training and employment promotion activities fostering the suitable employment and independence of low-income women.

11.17 In 2010, the government deleted an article from the Regulations on the Management of the Crew of Fishing Vessels, which stated that "women crew on fishing boats are restricted to working on fishing rafts, sampans, or voyaging to limited waters in the company of relatives within the third degree of kinship." This has broadened the scope of fishing work open to women, and eliminated occupational segregation.

11.18 In 2010, the standard occupational classification of "babysitter" was changed to "childcare workers," and inspections were performed of working condition in private nursery service centers and preschools. The inspection results were provided to the competent authority, so as to strengthen oversight and ensure enforcement of normal working hours among childcare and child education personnel.

11.19 Starting in 2009, a labor insurance annuity system was implemented in accordance with the Labor Insurance Act. This system allows persons over 60 years of age who have accumulated at least 15 years of insurance payments to claim pension benefits. Persons over 60 years of age who have less than 15 years of insurance payments may claim a lump-sum retirement payment. Furthermore, the government has added the regulation that those persons whose combined labor insurance seniority and National Pension coverage records meet old-age pension benefit requirements may claim old-age pension benefits. These measures provide greater economic security to those female workers who must leave the workforce due to family factors or other reasons.

Difficulties in Implementation and Directions for Future Efforts

11.20 To ensure that employers comply with gender employment equality laws, the government has drafted a set of penalties, and added the stipulation that the competent authority may publicly announce the name of an employer or its person in charge subject to penalties based on the severity of the violation and the impact on society. In light of poor enforcement of the Act of Gender Equality in Employment in some cities and counties, the government has strengthened awareness and stepped up training of

enforcement personnel. Although investigative manpower is limited, investigations of gender equality cases are considered a key task.

- 11.21 Employment promotion has been made a key aspect of the Four-Year National Development Plan (2013-2016). The government is encouraging increased private investment in the hope of creating local employment opportunities. It has also strengthened employment intermediary services, held a wide range of vocational training classes, and implemented the Multiple Employment Promotion Project aimed at creating more employment opportunities for disabled persons and underprivileged women.

Measures Promoting Balance between Family and Work⁸⁸

Current Status

- 11.22 Menstrual leave, maternity leave, paternity leave, family care leave, and adjustment of working hours
- 11.22.1 Enterprises provide menstrual leave, maternity leave, paternity leave, family care leave, nursing time, and reduced (or adjusted) working hours to care for children under three years of age (Tables 11-17 to 11-22). In accordance with the Act of Gender Equality in Employment, employers may not refuse employees' requests for the aforementioned types of leave, and may not consider such leave to be absence from work and consequently fail to provide full attendance bonuses, give the employee an unfavorable performance review, or take other adverse action. If employees hired by employers with fewer than 30 employees express the need to adjust working hours, the employee and employer shall jointly agree on such changes.
- 11.22.2 In order to help enterprises create comfortable working environments, the government has held the Creating a Comfortable Workplace Nursing Environment class, implemented the Measures to Assist Reinstatement of Persons who have Completed Unpaid Parental Leave for Raising Children, and printed the *Reference Handbook for Implementation of*

⁸⁸ Articles 11.23, 11.26, and 11.29 are in response to recommendation 14 by German expert Hanna Beate Schöpp-Schilling for Article 10 of the Initial Country Report, recommendation 3 by Korean expert Heisoo Shin for Article 11, and to recommendations 1 and 2 by Singaporean expert Dr. Anamah Tan on Article 12.

Family-friendly Measures by Companies. It also holds annual legal awareness activities and workshops providing employees and employers with vocational training, employment services, and legal consulting and assistance resources.

- 11.23 Maternity benefits and unpaid maternity leave for raising children
 - 11.23.1 According to the Labor Insurance Act, insured women who give birth at least 280 days after joining an insurance program, or who have a premature birth at least 181 days after joining an insurance program, may claim a maternity benefit equivalent to one month of insured salary. Although originally the plan was to extend the maternity benefits to three months, there are still conflicting opinions about this issue (labor unions feel that employers should provide salaries to employees during the maternity leave period in accordance with the Labor Standards Act, and claim that payment from Labor Insurance shifts the employer's responsibility to the employee), and since the Labor Insurance Fund's finances are currently being reformed, the one-month payment has not been changed.
 - 11.23.2 In 2012, 42.7% of enterprises provided unpaid maternity leave for raising children (Table 11-23), and the larger the enterprise, the greater the likelihood that it provided unpaid maternity leave for raising children. While only 37.5% of enterprises with 29 or fewer employees provided such leave, 99.9% of enterprises with at least 250 employees did so.
 - 11.23.3 As a rule, reinstatement of employees following unpaid maternity leave for raising children involves restoring the individuals to their original jobs. In accordance with the Regulations for Implementing Unpaid Parental Leave for Raising Children, employers may hire replacement personnel while employees are taking unpaid maternity leave for raising children to perform the employee's work. In order to help employers obtain replacement manpower while their employees are taking unpaid maternity leave for raising children, employment service offices can help recommend short-term personnel, while employers can also search the short-term manpower section of the Employment & Vocational Training Administration's eJobs website (www.ejob.gov.tw).
- 11.24 Employer childcare facilities: 76.7% of enterprises with at least 250

employees provide childcare facilities and measures (Table 11-24). In accordance with the Rules for the Standards of Establishing Child-Care Facilities and Measures and Providing Subsidies, employers may individually or jointly establish childcare service organizations, and may receive subsidies of up to NT\$2 million (US\$64,641.24) for newly established organizations and up to NT\$500,000 (US\$16,160.31) annually for existing organizations. Employers may contract with existing registered childcare service organizations to provide childcare services, with subsidies for childcare expenses provided by the employer of up to NT\$300,000 (US\$9,696.19) annually. As of 2012, subsidies had been provided for 847 corporate childcare facilities and measures, and subsidies totaled over NT\$118.92 million (US\$3.84 million).

11.25 National childcare facilities

11.25.1 According to a 2010 survey, married women primarily cared for children under three years of age themselves (54.9%), followed by entrusting care to a grandparent (33.64%) and entrusting care to a babysitter or other relative (10.47%). After children reached three years of age, the percentage sent to preschools rose to 43.06%, and the percentage under the mother's own care fell to 26.32%. In comparison with 2006 data, the percentage of children receiving care by parents fell, and care by grandparents, other relatives, and nannies increased.

11.25.2 In 2012, there were a total of 23,066 nannies providing family childcare services to an actual total of 33,148 children out of a potential total of 46,132 children. The actual number of children in the care of nannies comprised 6% of all children under two years of age. At that time, there were also 480 registered nursery service centers caring for 6,268 children, which accounted for 1% of all children under two years of age. See Article 10 for information concerning preschool education.

Specific Measures

11.26 Parental leave allowances and parental benefits

11.26.1 Paternal leave allowances were added to the Employment Insurance Act and the Civil Servant, Teacher Insurance Act in 2009, as well as the Act of Insurance for Military Personnel in 2010. As a result, people who have

contributed to the insurance program for more than one year and who have children under the age of three are eligible to apply for paternal leave allowances in accordance with relevant regulations. Such subsidies are equivalent to 60% of the person's average insured salary during the six months prior to the month of taking unpaid paternal leave for raising children, and are paid on a monthly basis during the period in which the person is on unpaid paternal leave for raising children, up to a maximum of six months per child. If both parents are insured, they may both claim this subsidy, and the subsidy may be claimed for a maximum total of 12 months per child. According to statistics, a cumulative total of 172,211 persons applied for paternal leave allowances between 2009 and the end of 2012, with women accounting for 83.47% (Table 11-25). Female employees who simultaneously apply for maternity leave (eight weeks) and unpaid maternity leave for raising children (24-26 weeks) after giving birth may receive both subsidies, which together provide for a maximum of 34 weeks of paid leave.

11.26.2 To protect the insurance rights of female employees who give birth after leaving their job during their pregnancy, and increase their income in the event of childbirth, the Labor Insurance Act was revised in 2009 to prescribe that persons who were pregnant while being part of the insurance program and who give birth at least 280 days after joining the insurance program, or who have a premature birth at least 181 days after joining the program, may also claim maternity benefits within a one-year period after leaving the insurance program.

11.27 In 2010, the Regulations of Leave-Taking of Workers were revised, adding the provision that "the treatment or recuperation periods of persons who require treatment to prevent premature labor shall be considered leave for sickness or injury requiring hospitalization." In light of differences between childbirth and illness, "pregnancy and recuperation leave" was added to the Act of Gender Equality in Employment in the same year. This provision ensures that when women who require recuperation during pregnancy request this leave, their employers may not consider this to be absence from work and consequently fail to provide full attendance bonuses, give the employee an unfavorable performance review, or take

other adverse action. (Table 11-26).

- 11.28 In 2010, the right to claim family care leave was extended from employees at companies with five or more employees to all employees. As of 2012, family care leave regulations applied to a total of over 8.57 million employees. The average length of time sought by applicants for family care leave in 2012 was 4.5 days for men and 3.5 days for women.
- 11.29 To encourage companies to allow fathers to apply for unpaid paternity leave for raising children and thus promote balance between work and family, the government holds regular legal awareness activities, and has commissioned experts and scholars to collect information on the methods used by domestic and foreign companies to promote family-friendly measures. The government has further printed the *Reference Handbook for Companies Implementing Family-friendly Measures*, and holds workshops to help companies establish comprehensive family-friendly measures.
- 11.30 In the academic year 2011, the government implemented tuition-free preschool education and care for five-year-olds, which has increased the willingness of parents to let their children receive education. Starting in 2012, joint public-private childcare centers and childcare resource centers have charged relatively low fees, which has reduced the economic burden of childcare. In addition, after-school care services provided by public preschools and elementary schools, as well as the Angel Lighting Plan, allow parents in two-income families to work with peace of mind.
- 11.31 To increase awareness among private enterprises, the government held 79 workshops on childcare, employee assistance, and work and life balance between 2009 and 2012, which were attended by 3,572 representatives of enterprises. The government further established the website Labor Stress-relief Health Network—Employee Assistance Program Area, as well as a website on childcare for enterprises. It also provided on-site assistance to help companies establish employee assistance programs. A total of 237 enterprises received on-site assistance from experts. Since 2012, the government has promoted joint childcare by companies, where a company can sign contracts with other companies to provide childcare services to the children of those companies' employees at its childcare facility. This model allows companies to apply for subsidies as they would

when applying for childcare facility expense subsidies.

- 11.32 In 2011, a total of 11 enterprises won recognition for their superior Employee Assistance Programs (EAPs), and a total of 20 organizations were recognized for their outstanding childcare programs in 2012.

Difficulties in Implementation and Directions for Future Efforts

- 11.33 To encourage companies of various sizes to implement friendly workplace measures, the government has incorporated relevant indicators in the GSP (Good Service Practice) certification assistance and awareness program, as well as the Industrial Sustainable Excellence Award, Rising Star Award, National Award of Outstanding SMEs, and Business Start-up Award. The goal is to create work environments fostering gender equality.
- 11.34 The government has studied the feasibility of paying the salaries of persons on maternity leave via social insurance payments while simultaneously taking the financial situation of Labor Insurance, as well as various insurance goals and policies, into consideration. The government has also considered revising regulations governing unpaid maternity leave for raising children by civil servants, so that applicants are not just "allowed to apply," but "should be granted leave without pay." Furthermore, in response to family care leave needs, the government has decreed that leave should be granted on the basis of the facts in each case, and has specified that regular wages must be paid to employees who have taken family care leave to personally care for children under 12 years of age or in elementary school if a natural disaster has occurred or may occur and school closure has been announced.
- 11.35 The government has relied on a two-track approach involving subsidies and childcare services to construct a comprehensive childcare system for children aged two or younger. The government has also established a legal basis for the regulation of home care services, helped nannies register themselves in accordance with the law, and provided training to nannies in order to improve childcare quality. At the same time, the government has further integrated family resource centers, joint public-private childcare centers, and childcare resource centers in order to ensure a wide range of support services are available to families with young children, and it is

cooperating with civic groups to ensure a balance between supply and demand in the childcare system. A growing number of joint public-private childcare centers and childcare resource centers have been established in recent years, and the government has set a goal of establishing 60 of each in 2014. In the future, after the Home Childcare Service Registration and Management Regulations have been passed, the government will discuss with private parties the feasibility of revising the names of existing "babysitter" programs to "family childcare personnel" programs.

11.36 Since 2013, the Angel Lighting Plan has been implemented in parallel with the After-school Care Program for Elementary School Children, and the two programs will be integrated in the future, and will have longer service hours. By providing convenient services that meet people's needs, these programs ensure that underprivileged families can receive educational and after-class care assistance, easing the burden on parents.

11.37 The government continues to enrich information resource integration platforms for childcare provided by enterprises, and hold lectures and meetings in an effort to increase the percentage of companies offering childcare services. Since 2013, the government has held lectures on the topic of work-life balance, and provided on-site assistance to companies. The government encourages companies to implement measures that go beyond the minimal legal requirements, provide flexible working hours and leave systems, and support employees' efforts to balance their work and home life.

Safeguarding Women's Employment Safety and Health

Current Status

11.38 Prevention of sexual harassment⁸⁹

11.38.1 The Act of Gender Equality in Employment contains a chapter specifically dedicated to the prevention of sexual harassment, and explicitly states that employers must prevent and punish instances of sexual harassment. Companies with 30 or more employees must draft sexual harassment prevention measures and complaint and punishment regulations, and must

⁸⁹ This article is in response to recommendation 4 by Korean expert Heisoo Shin, and recommendation 1 by Singaporean expert Dr. Anamah Tan for the Initial Country Report.

display such information in the workplace. All employers must immediately adopt corrective and remedial measures as soon as they become aware of any instances of sexual harassment. The government revised the Act of Gender Equality in Employment in 2008 to increase the fine that can be imposed on employers who neglect their duty to prevent sexual harassment in the workplace to a maximum of NT\$500,000 (US\$16,160.31). If an employer violates the aforementioned regulation, the employee can submit a complaint to the local competent authority or contact the Council of Labor Affairs (0800-085-151). If an employee or job seeker suffers injury due to sexual harassment in the workplace, the employer and perpetrator shall bear joint liability for compensation (Table 11-27).

11.38.2 With regard to incidents of sexual harassment at an off-campus internship or sandwich course, if the student suffers sexual harassment at the hands of the person responsible for guiding or instructing that student in an internship, the incident shall be investigated in accordance with the Gender Equity Education Act. If a student suffers sexual harassment from some other person in such a workplace, the school shall be asked to help the student submit a complaint to the perpetrator's employer in accordance with the Sexual Harassment Prevention Act. In these cases, the sexual harassment prevention committee shall organize an investigation team, which shall perform an investigation. Perpetrators may be fined from NT\$10,000 (US\$323.20) to NT100,000 (US\$3,232.06). Such fines may be increased by up to 50% when the perpetrator uses power or opportunity to sexually harass a victim under his or her supervision or care due to a relationship involving education, training, medical care, public service, sales, job seeking (Table 11-28).

11.39 Based on constitutional protection of mothers, as well as measures protecting mothers in the Labor Standards Act, central and local competent authorities shall not assign pregnant or breastfeeding female civil servants to work between 10 PM and 6 AM of the following day. The original Labor Safety and Health Act prohibited ordinary female employees from engaging in hazardous or harmful work, and also grants special protection to women engaged in work verified to be harmful to health during

pregnancy.

Specific Measures

- 11.40 After commissioning research on legislation content, and based on the plan to integrate the three laws dealing with the prevention of sexual harassment, a study conference was held in 2012 and revised guidelines were announced for workplace sexual harassment prevention measures and complaint and punishment regulations. A provision has been added allowing school gender equity education committees to handle sexual harassment incidents under the Act of Gender Equality in Employment. In addition, regulations governing the investigation period, appeal period, and relevant terminology have been made consistent.
- 11.41 In order to safeguard the rights and interests of women in the healthcare service industry, since 2012 some of the workers (18 types of personnel, including operating room cleaning personnel) originally subject to Article 84-1 of the Labor Standards Act (which calls for labor and management to jointly set working hours, holidays, vacation time, and women's work at night) are no longer subject to this article, and the remaining types of employees (nine types of personnel, including operating room medical and technical personnel) will no longer be subject to this article starting in 2014. The Reference Guidelines for Review of the Healthcare Service Industry (Including Armed Forces Hospitals and their Attached Civilian Clinics) Workplaces and Working Hours Subject to Article 84-1 of the Labor Standards Act have been drafted to govern those employees currently still subject to Article 84-1 of the law, and local labor administration authorities have been charged with adequately protecting the rights and interests of employees when performing reviews.
- 11.42 In order to increase familiarity and understanding of the content of the Act of Gender Equality in Employment, the government helps enterprises establish sexual harassment prevention mechanisms, continues to hold annual conferences concerning the act, and regularly conducts workshops for administrative personnel intended to enhance their ability to investigate and handle sexual harassment incidents.

Difficulties in Implementation and Directions for Future Efforts

11.43 In order to safeguard women's employment rights and interests, the Labor Safety and Health Act became the Occupational Safety and Health Act in 2013, and the stipulation that women were prohibited from engaging in hazardous and harmful work was deleted. Furthermore, the scope of work considered hazardous or harmful and prohibited to pregnant women or women who have given birth within the past year was revised. If certain work activities are suspected of being harmful to women's health, employers must adopt hazard assessment, control, and grading measures, and must protect the health of women who are pregnant or who have given birth within the past year by adjusting or changing their work in accordance with recommendations by a qualified physician. In the future, the government will draft other relevant laws and regulations, formulate practical guidelines, and hold conferences to provide businesses with practical reference methods and enhance labor inspectors' inspection and investigation skills.

Protection of Employment Rights of Female Foreign Workers⁹⁰

Current Status

11.44 In accordance with the Employment Services Act, foreign workers may work in Taiwan in the areas of maritime fishing, household assistance, manufacturing, construction, institutional care services, household care, translation, and cooking. Most female foreign workers were employed for "health, social work and other services" (75.05%), followed by "manufacturing" (24.94%). Specifically, they worked mostly in home care (93.54%). In 2012, there were a total of 267,701 female foreign workers in Taiwan (60.08% of all foreign workers in Taiwan); of these, 66,779 worked in industry (27.49%) and 200,922 worked in social care areas (99.13%). Most female foreign workers are in the 25-34 age group (Tables 11-29 to 11-31).

11.45 In accordance with existing regulations, foreign workers performing transfer of registration must transfer to the same type of work that they

⁹⁰ Articles 11.44–11.52 are in response to recommendation 3 by Singaporean expert Dr. Anamah Tan for the Initial Country Report.

were originally engaged in. In accordance with the Labor Insurance Act, foreign workers must participate in labor insurance if they are to work legally in Taiwan.

- 11.46 The majority of foreign women workers work as family caregivers. They may purchase labor insurance on a voluntary basis. However, with regard to protection of employment rights, due to the difficulty of clarify working hours and rest times, such workers are not subject to the Labor Standards Act. With regard to the employment rights and interests of household workers and caregivers, their leave and rest times, alternative manpower, and the care service needs and economic burden of the persons in the care of such workers, research must still be conducted and relevant implementation measures drafted.

Specific Measures

- 11.47 In order to eliminate violence against female foreign workers in the workplace, the government has established the Reinforced Foreign Worker Sexual Assault Notification Mechanism and the Relevant Unit Service Liaison Division of Labor and Handling Principles. And in 2009 it established the 1955 Foreign Worker 24HR Consultation Hotline, which provides free round-the-clock bilingual complaint submission and consulting services. The functions of this hotline were expanded in 2011, allowing the government to contact foreign workers via text messages, actively provide legal information to foreign workers, and offer foreign workers a real-time online interpretation service to meet their medical, on-the-job, and everyday life needs. Furthermore, the government has established a Foreign Workers Consultation Service Center and other advisory and complaint channels, and has provided funding to all city and county governments to implement foreign worker visits and strengthen measures intended to protect the personal safety of foreign workers.
- 11.48 In order to enhance awareness of employment rights among foreign workers and spouses from mainland China, the government provides Vietnamese, Indonesian, Thai, and English translations of the Guidelines on Employment Discrimination Prevention—for Employers, as well as the Guiding Principles on Employment Discrimination Prevention. The

government also holds employer conferences and produces awareness videos, and has printed 60,000 copies of the multilingual *Employment Labor Rights Handbook for Spouses from Mainland China and overseas*.

- 11.49 The government's efforts to construct a foreign worker rights protection system have included requiring employers to sign foreign worker expense and wage affidavits and labor contracts before the foreign workers enter Taiwan, compelling employers to make direct, full payments of wages (employers may not help brokers by subtracting brokerage fees and payments for loans made overseas), providing effective channels for consultation and submission of complaints, implementing mechanisms for investigation of illegal management practices and reviewing early termination of the employment relationship, and enhancing protection of the rights of foreign household workers. Since 2011, the government has allowed foreign workers, who encounter personal attacks (such as sexual assault, sexual harassment, beatings) or human trafficking, to apply to transfer to an employer in a different work category at a public employment service center.
- 11.50 In order to uphold the spirit of international labor conventions and safeguard people's welfare, the government revised the Labor Union Act in 2011, removing the restriction that labor union directors or supervisors must possess ROC nationality. Foreign workers can now organize their own unions or join existing unions, and may serve as union directors, supervisors, and representatives.
- 11.51 In order to safeguard the rights and interests of foreign workers, maintain service quality, and reduce labor-management disputes, the government revised the Employment Services Act in 2012. The act now explicitly specifies that the validity of work permits has been extended from two years to three years, and the upper limit on the length of time foreign workers can work in Taiwan has been extended from nine years to 12 years.

Difficulties in Implementation and Directions for Future Efforts

- 11.52 In order to safeguard the right of family caregivers and household helpers to good working conditions, the government has formulated the Domestic

Worker Protection Act (draft), which states that domestic workers must have at least eight hours of continuous rest time every day, must have at least one regular rest day out of every seven-day week, and can enjoy special leave and various other types of leave (marriage, death, personal business, sickness). It also specifies basic wages, wage payment principles, termination of labor contracts, insurance, and complaints. The act further specifies implementation measures concerning respite for domestic workers.

Article 12

1. States Parties shall take all appropriate measures to eliminate discrimination against women in the field of health care in order to ensure, on a basis of equality of men and women, access to health care services, including those related to family planning.
2. Notwithstanding the provisions of paragraph I of this article, States Parties shall ensure to women appropriate services in connection with pregnancy, confinement and the post-natal period, granting free services where necessary, as well as adequate nutrition during pregnancy and lactation.

Introduction

The ROC Constitution explicitly requires the country to operate a healthcare and public medical service, the National Health Insurance, as well as welfare policies for women and children. The ROC Constitution also requires the country to maintain the personal dignity of women, eliminate sex discrimination, promote gender equality, and safeguard and support healthcare for indigenous people and the disabled. The government relies on research, legislation, and policy implementation and monitoring to promote and maintain people's health in conjunction with local health departments, health offices, and private organizations. In 2000, the government drafted the Women's Health Policy as a basis for subsequent administrative efforts. In 2008, the government drafted a new version of the Women's Health Policy in line with the United Nations' gender mainstreaming strategy and the World Health Organization's (WHO) emphasis on health equality. Through regular review of the Women's Health Policy, the government aims to eliminate all forms of health discrimination against women in traditional culture, as well as safeguard and promote women's right to health. The following is a description of Taiwan's efforts in three major areas: eliminating health discrimination and ensuring women's right to health; safeguarding women's right to reproductive health and sexual health; and provision of healthcare services to senior women.

Eliminating Health Discrimination and Ensuring Women's Right to Health

Current Status⁹¹

⁹¹ Articles 12.8, 12.11, and 12.12 are in response to recommendation 2 by Korean expert Heisoo Shin in the Initial Country Report.

- 12.1 Since the implementation of the National Health Insurance Act in 1995, all people living in Taiwan, regardless of sex, age, or ethnicity, as well as non-citizens who have been living in Taiwan for at least four months or who have come to Taiwan to work, must participate in the National Health Insurance program. Persons who are ill or injured or have suffered childbirth accidents while insured can uniformly receive equal, appropriate medical care in accordance with the act. The insured, employers, and the government shall share responsibility for the payment of premiums. From 2009 to 2012, women's insurance participation rate rose steadily, reaching 99.6% in 2012, at which time women accounted for 50.35% of all persons participating in the insurance (Table 12-1).
- 12.2 If persons fail to pay health insurance premiums, health insurance payments shall be temporarily stopped, and the persons must pay for healthcare expenses. In 2012, men accounted for 67% of persons failing to pay, and women for 33%. To ensure that economically disadvantaged groups enjoy the right to receive National Health Insurance medical care, various levels of government provide subsidies covering the health insurance premiums of members of these groups. In addition, those who are unable to pay health insurance premiums can obtain many forms of assistance, including eligibility for installment payments, interest-free loans from a relief fund, and referral to public interest groups providing payment assistance. If any person, who is unable to pay health insurance premiums, requires medical care for a critical or serious condition, that person may receive the same level of care as insured people after providing proof of hardship from a village or borough head or hospital.
- 12.3 In order to enhance health and disease control, the government has established various advisory committees, with members including representatives of relevant government and non-governmental organizations, experts and scholars. These members participate in planning and supervision. Furthermore, members of each gender must comprise at least one-third of the members of each committee. As of the end of 2012, only one of 58 committees (1.7%) had a ratio of female members below the required level, and the requirement that "members of each gender must comprise at least one-third of all committee members" has since been

added to the committees' composition regulations.

- 12.4 In 2012, Taiwan had 482 western medicine hospitals and 10,397 western medicine clinics (of which 817 specialized in obstetrics and gynecology or provided obstetrics and gynecology services, which was 7.9% of the total). Taiwan's traditional medicine is based on traditional Chinese medicine, and there were 14 hospitals of Chinese medicine and 3,462 clinics of Chinese medicine in 2012.
- 12.5 Among medical personnel in Taiwan in 2012, women accounted for 16.8% of physicians of western medicine, 27.7% of physicians of Chinese medicine, and 98.6% of nurses (Table 12-2). According to a forecast by the Nursing Manpower Monitoring Database Establishment Project, Taiwan will have a shortage of more than 8,600 nurses in 2014.
- 12.6 Fourteen regulations governing registration and continuing education of various types of medical personnel were revised between 2007 and 2009, and the requirement that continuing education include classes on gender issues was added. It is hoped that this will enhance the gender awareness of medical personnel, and contribute to providing a woman-friendly medical environment. Apart from pharmacists, the other types of medical personnel were made subject to the Regulations Governing Medical Personnel Practice Registration and Continuing Education in 2012. In 2012, 74.1% of practicing medical personnel had already taken a class on gender issues, and over 80% of physicians and nurses had taken such gender classes.
- 12.7 The crude birth rate and crude death rate for women are both lower than those for men, with differences of 0.5-0.7‰ and 2.7-2.9‰ respectively (Table 12-3).
- 12.8 In 2012, the standardized mortality rate for women (335.4 out of 100,000 persons) fell by 4.3% compared to 2009, which was approximately 0.6 times the rate for men. The five leading causes of death among women are malignant tumors, heart disease, diabetes, cerebrovascular diseases, and pneumonia, and women's death rates for these causes of death are lower than men's (Table 12-4).
- 12.9 In 2011, women in all age groups had higher medical visit rates under the National Health Insurance than men. Among women 0 to 64 years of age,

the highest rate was for respiratory issues, followed by digestive tract problems. In the case of elderly women, the highest visit rate was for digestive tract problems, followed by problems of the circulatory system (Table 12-5).

- 12.10 In 2012, the standardized mortality rate among women for cancer (95.1 out of 100,000 persons) was the same as in 2009. With regard to cancer, the five leading causes of death were cancers of trachea, bronchus and lung, cancers of the liver and intrahepatic bile ducts, cancers of the colon, rectum and anus, breast cancer, and stomach cancer (Table 12-6).
- 12.11 In order to reduce the death rate from cancer, the government implemented the Cancer Control Act in 2003. Cervical cancer, breast cancer, colon cancer, and oral cancer account for one-third of all cancers. The government provides free pap smears to all women over 30 years of age, free mammograms to women 45-69 years of age (including women 40-44 years of age who have relatives within two degrees of kinship who suffer from breast cancer), free stool occult blood screening to persons 50-69 years of age, as well as free oral mucosa tests to persons over 18 years of age who smoke or chew betel nuts. The standardized mortality rate for cervical cancer among women fell from 7.1 out of 100,000 persons to 3.9 out 100,000 persons between 2002 and 2012, which represented a drop of 45%.
- 12.12 Among the four leading causes of death in women, heart disease, cerebrovascular diseases, and diabetes are very closely associated with hypertension, hyperglycemia, and hyperlipidemia. The government therefore provides one free preventive adult healthcare checkup each year to persons over 65 years of age (over 55 years of age in the case of indigenous citizens) and one free preventive healthcare checkup every three years to persons 40-64 years of age. At least one million women take advantage of this service each year. Furthermore, Taiwan's diverse health education and awareness measures have increased public health knowledge, and widespread blood pressure measurement locations and government-promoted care networks for diabetes, heart disease, and kidney disease enhance the quality of life of patients, family members, and caregivers.

- 12.13 According to surveys taken from 2008 to 2012, the smoking rate ranged from 4.1% to 4.8% among adult women in Taiwan, from 7.5% to 9.1% among female high school and vocational high school students, and from 3.7% to 4.9% among female junior high school students (Table 12-7).
- 12.14 According to 2012 statistics, suicide was the 11th leading cause of death among ROC citizens (the 10th and 12th leading cause of death among men and women, respectively). Suicide has not been one of the 10 leading causes of death among women since 2008. The ratio of deaths from suicide among men and women has been approximately 2:1 over the years.
- 12.15 In light of the fact that over 50% of persons dying from suicide had previously directly or indirectly revealed their suicidal intentions to the people around them, starting in 2007 suicide prevention centers have cooperated with health, social welfare, labor, education, and military agencies to implement suicide prevention training. A total of 339 suicide prevention training sessions were held from 2008 to 2011, and 39,310 persons received prevention training.
- 12.16 The government's Suicide Prevention Hotline (0800-788-995) provides free 24-hour psychological counseling services. In order to reduce risk of further suicide attempts among high-risk groups, the Suicide Prevention Hotline initiated a suicide alert concerns system to track and show concern for persons with suicidal intentions. From 2009 to 2012, a steadily growing number of women have used this hotline, and roughly 1.3 times as many women as men use this service. Each year, there are approximately 17,000 cases in which reports are made for people expressing an intention through the hotline to commit suicide (Table 12-8).
- 12.17 To promote the mental health of women from different groups and of different age groups, the government has produced various mental health awareness fliers and printed the *Women's Mental Health and Suicide Prevention* and *Women's Emotional Management during Pregnancy and after Childbirth* handbooks, which have been widely distributed.
- 12.18 Regulations Governing Medical Care and Auxiliary Appliance Subsidies for the Disabled Receiving Medical Rehabilitation, which were implemented in 2012, provide subsidies for medical equipment used by disabled persons. Such subsidies had been provided 722 times as of the

end of 2012, including 253 times to women (35%). In the future, the government will continue to investigate and monitor the provision of medical equipment and medical expense subsidies in all cities and counties.

Specific Measures

- 12.19 In order to protect women's outpatient medical privacy and prevent sexual harassment, in 2009 the government announced the Outpatient Medical Privacy Protection Guidelines, which specify that medical organizations must protect patients' privacy, respect patients' wishes and dignity, and establish prevention and protection mechanisms, handling procedures and dedicated teams for sexual harassment cases. Since 2011, the Hospital Assessment Criteria have specified "privacy aspects and rights that must be protected during patient visits, examinations, and treatment actions."
- 12.20 County and city health departments have established a total of 22 community mental health centers, which provide mental health counseling services, and, since 2010, offer suicide prevention visits and workshops. They also incorporate gender and health topics in classes in an effort to enhance the gender sensitivity of community mental health center personnel and suicide prevention personnel.
- 12.21 In 2010, the government started to provide subsidies to city and county health departments for the implementation of integrated mental illness prevention and mental health action plans. It has also continued to emphasize mental health education and required city and county health departments to hold awareness activities targeting the characteristics of groups such as children, adolescents, women, men, and the elderly.
- 12.22 In 2012, the government announced the Obstetric and Pediatric Medical Resources Integration and Quality Improvement Plan, which provides subsidies to hospitals for the provision of 24-hour obstetric and pediatric services, provides grants for physicians' on-duty expenses, and gives subsidies for delivery room and neonatal intensive care room maintenance expenses, as well as physician and nurse education and training expenses. These subsidy measures will relieve the current shortage and uneven distribution of obstetric and gynecological medical manpower.

- 12.23 In 2010, the government started to implement the Underprivileged Citizens Secure Medical Access Program, which allows children and teenagers under 18 years of age and members of mid- to low-income households and families facing hardship to receive assistance, such as the right to receive medical care with National Health Insurance status even if they cannot afford the premiums.
- 12.24 In order to reduce the incidence and number of deaths from liver cancer, in 2011 the provision that citizens over 45 years of age could receive one free screening for hepatitis B and C, as well as health insurance payments for antiviral drug treatment of hepatitis B and C carriers, was added to adult preventive health services.
- 12.25 In order to reduce smoking among women and further control the effect of secondhand smoke on women's health, the government revised the Tobacco Hazards Prevention Act in 2009. This act increases the health and welfare surcharge on cigarettes, expands the scope of areas in which smoking is prohibited, enhances protection of children and unborn children (pregnant women may not smoke) and adolescents (persons under the age of 18 may not smoke), strengthens control of tobacco product promotions and advertising, calls for the display of health warnings, provides a range of smoking cessation services, seeks to create smoke-free environments, strengthens legal enforcement, and boosts awareness and education concerning the risks of tobacco. The smoking rates among both men and women fell in 2012 compared with before the revision of the act, with women's exposure to secondhand smoke in public areas where smoking is prohibited falling from 20.1% in 2008 to 6.2%.⁹²
- 12.26 In 2010, the government started to establish LGBT community health centers in five cities and counties in order to provide health lectures, visits, online interactive services, medical referrals, and telephone consulting services. These centers have provided services an average of approximately 3,000 times each month, and have established free consulting hotlines offering health consulting services, which are used an average of approximately 250 times each month.

⁹² This article is in response to recommendation 1 by Korean expert Heisoo Shin for the Initial Country Report.

- 12.27 In order to improve the nursing work environment, in 2012 the government provided funding for the establishment of a platform to encourage former nurses to return to the profession. This platform helped 2,829 persons enter or re-enter the nursing profession (including 1,670 new nurses and 1,159 persons who re-entered, and including 41 men). The Near-/Mid-term Program for Nursing Reform, which was announced in 2012, proposes six major objectives and 10 major strategies, focusing on such areas as improvement of nursing specialties, workloads, working hour guidelines, wages and benefits, reasonable nurse to patient ratio, formative education, and professional image. It is hoped that this program will encourage people to return to nursing.

Difficulties in Implementation and Directions for Future Efforts

- 12.28 In order to create a woman-friendly medical environment, the government continued to implement the Medical Network Plan, which calls for the even distribution of medical resources, improvement of regional medical standards, and strengthening of gender issue classes for various types of medical personnel in order to enhance their gender sensitivity.
- 12.29 In order to provide women with a private, comprehensive healthcare environment, comprehensive women's outpatient clinics were added to hospital evaluation items in 2012, and relevant professional fields (departments), medical care facilities, and procedures were integrated. Medical centers completed this work in 2012; public hospitals will do so by 2016, and other hospitals will do so by 2021.
- 12.30 In order to boost the slow decrease in smoking attributable to relatively inexpensive cigarettes, the government has continued to implement an empirically-based action strategy centered on the six MPOWER strategies proposed by the WHO, and is increasing the health and welfare surcharge on cigarettes in an effort to reduce the smoking rate. The government seeks to meet the targets set in the Tobacco Hazards Prevention Act of reducing the adult smoking rate to 15% within five years and to 10% within 10 years.

Safeguarding Women's Right to Reproductive Health and Sexual Health

Current Status

- 12.31 Taiwan has no laws or policies compelling citizens to adopt family planning measures or birth control, or requiring women to have abortions, nor are there any customs or practices such as female genital mutilation or female circumcision that are harmful to women's health.
- 12.32 The Genetic Health Act calls on the government to provide reproduction regulation services and guidance, pregnancy/pre-birth/perinatal/post-birth healthcare, health services for infants and toddlers, and parental education. Women may voluntarily undergo an abortion in any of the following circumstances: the woman or her spouse has a genetic, infectious or psychiatric disease detrimental to reproductive health; a relative within the fourth degree of kinship of the woman or her spouse has a genetic disease detrimental to reproductive health; based on medical considerations, pregnancy or childbirth is considered to carry the risk of death for the woman or to be detrimental to her physical and mental health; based on medical considerations, the fetus is considered to be at high risk of developing malformations; or the woman has become pregnant as a result of being raped, lured into sexual intercourse, or sexual intercourse with a man who may not lawfully marry her. Furthermore, for a woman to undergo an abortion or sterilization because pregnancy or childbirth is likely to affect her mental health or family life, she must seek the consent of her spouse.
- 12.33 The Artificial Reproduction Act specifies that medical organizations providing artificially-assisted reproduction services must undergo government reviews and obtain approval; must explain the necessity of artificial reproduction, the success rate, implementation methods, possible complications and risks, and any other alternative treatment methods for couples planning to receive infertility treatment; must obtain the written consent of both husband and wife; must take steps to guarantee the medical quality of artificial reproduction treatment; and must ensure the informed consent and right of choice of persons receiving treatment. As of the end of 2012, there were 72 artificial reproduction organizations in Taiwan. The number of women's artificial reproduction treatment cycles has risen in recent years, and the number of live births and number of live-born infants have also increased steadily. As of 2011, a total of 5,486

live infants had been born using assisted reproductive techniques, and the live birth rate has stayed around 26%-27% (Table 12-9).

- 12.34 The Public Assistance Act requires local governments to provide, in consideration of actual needs and available financial resources, nutrition subsidies to new mothers and infants in low-income households or mid- to low-income households registered within their jurisdictions. While the number of times that services have been provided, as well as the amount of funding that has been handed out, has increased significantly between 2009 and 2012, five local governments do not yet provide nutrition subsidies (Table 12-10).
- 12.35 Taiwan's total fertility rate reached the threshold of ultra-low fertility rate countries in 2003, but increased from 0.9 in 2010 to 1.07 in 2012. The age of women's first marriage has been increasing steadily, and reached 29.5 years in 2012; the mother's age at the birth of her first child reached 30.1 years at that time (Table 12-11).
- 12.36 In 2012, the maternal mortality rate was 8.5 per 100,000 live births (Table 12-12), and the chief causes of death were amniotic fluid embolisms and other hemorrhages immediately after birth. The average maternal mortality rate for the period of 2009-2012 was 6.5 per 100,000 live births, which would give Taiwan a rank of 20th among OECD member states.
- 12.37 In 2012, the crude mortality rates among female newborns and female children aged 1–4 were 331.5 and 26.7 per 100,000 live-born infants (Table 12-13), respectively, and both rates had fallen compared to 2009. Taiwan's standardized infant mortality rate for the period 2009-2012 was 4.0‰, which would give Taiwan a rank of 24th among OECD member states.
- 12.38 The birth control rate among married women between the ages of 20 and 49 is approximately 78%, and the main birth control methods used include condoms (38.98%), female sterilization (24.5%), and use of intrauterine devices (19.85%). Female sterilization is 9.2 times more common than male sterilization (2.65%). Furthermore, more than 90% of unmarried women employ birth control, and their chief birth control methods include condoms (88.5%), calculation of safe period (24%), and use of oral birth control pills (13%) (Tables 12-14, 12-15, 12-16).

- 12.39 According to the results of a survey examining the health of students in the 13-17 age group, approximately 84.7% of female students in the first year of junior high school had had their first menstrual period, and this percentage rose to 97% during the second year of junior high school. Furthermore, in 2011 the percentages of female students in the 15-17 age group who reported sexual activity (8.8%), pregnancy (0.4%), and induced abortion (0.4%) were lower than in 2009, while the reported use of birth control during most recent sexual activity (77%) was higher than in 2009. In 2012, the percentages of female students in the 13-15 age group reporting sexual activity (2.6%) and their use of birth control during their most recent sexual activity (77.5%) were both higher than in 2010, and the percentage of reported pregnancies in this age group was 0.2% (Table 12-17).
- 12.40 Protecting women during childbirth
- 12.40.1 Under the National Health Insurance (NHI) program, pregnant women can receive ten prenatal screening tests and one ultrasound exam free of charge. If additional tests are deemed necessary by a qualified doctor, the NHI will also pay for related expenses. The utilization rate for these services was approximately 94% in 2012 (Fig. 12-1).
- 12.40.2 The NHI program also provides subsidies of up to NT\$2,000 (US\$64.64) per fetus for chromosome and genetic testing to high-risk groups. The subsidy may be as high as NT\$5,500 (US\$177.76) for low-income households and persons living in indigenous areas, on offshore islands, or in remote areas. Subsidies were provided for prenatal genetic testing of pregnant women 56,117 times in 2012.
- 12.40.3 The NHI program pays for medical costs associated with delivery, treatment of any complications resulting from delivery, treatment of other diseases occurring while mothers are hospitalized following delivery, and treatment of infertility induced by endometriosis or diseases of the adrenals or thyroid gland, as well as expenses for induced abortion required for therapeutic reasons. The NHI paid for approximately 35,000 induced abortions in 2012, which were obtained primarily by women aged 30-34 years (35%), followed by women aged 35-39 (25%), and women aged 25-29 (19%) (Table 12-18).

- 12.40.4 The Reduction and Exemption or Subsidy for the Fees of Genetic Health Measures state that subsidies up to NT\$3,000 (US\$96.96) may be provided when women, who have become pregnant as a result of being raped or lured into sexual intercourse, undergo abortions at a medical clinic. Furthermore, woman or her spouse or children who suffer from mental illness or a disease detrimental to reproductive health, those medically certified as physically or mentally disabled, and people from low-income households, may apply to the local health department for a subsidy to cover the medical expenses of sterilization, with subsidies of NT\$10,000 (US\$323.20) for women and NT\$2,500 (US\$80.80) for men. If a physician believes that a patient must receive general anesthesia during sterilization, the subsidy may be increased by up to NT\$3,500 (US\$113.12).
- 12.41 Protecting the health of infants and children
- 12.41.1 The government provides a subsidy to cover the expense of screening for congenital metabolic abnormalities in newborns, as well as the cost of subsequent treatment and consulting services in confirmed cases. The screening rate exceeded 99.7% between 2009 and 2012.
- 12.41.2 In order to discover any abnormalities at an early date and provide prompt treatment, a children's health handbook and seven preventive checkups are provided for all children under the age of seven. The average utilization rate for this service increased from 71.1% in 2009 to 77.4% in 2012.
- 12.42 Promoting sexual health of adolescents
- 12.42.1 Implementing health education and sex education in schools: The School Health Law provides that all schools up to the level of senior high school and all schools at the level of junior college and above must provide health education classes. Furthermore, the government is performing research on women's menstruation and sexual health, establishing a sex education teaching resource website, offering reference information to health education instructors, and conducting sex education awareness activities for university and college students.
- 12.42.2 Diversified sexual health counseling for adolescents: The government has established the Sex Education E-Academy—Teenage Website to provide correct information and anonymous video counseling service; has implemented a teenage sexual health promotion service extension program;

uses online communications software as a consulting platform; and works with local community schools to refer teenagers in need of help to counseling services or to hospitals or clinics. Teenager-friendly physician/outpatients services have been established by 39 hospitals and clinics to provide reproductive health consulting; in 2012, such services were provided to 4,044 persons, 58.7% of whom were women.

12.43 Provision of assistance to pregnant minors

12.43.1 The Act of Assistance for Family in Hardship includes provisions on emergency assistance to unmarried pregnant women (including minors), as well as children education allowances and medical subsidies in the event of sickness or injury. Assistance was provided to 1,689 unmarried pregnant women in 2012. In addition, the government provides sexual relationship counseling and care service for unmarried pregnant minors, which includes in-person counseling, telephone counseling, psychological counseling and treatment, case tracking, and an independent living program. These services offer comprehensive support to unmarried pregnant minors.

12.43.2 The government has established the Unwed Pregnant Minors Consultation Hotline and Unmarried Pregnant Minors Assistance Website, so as to offer convenient, real-time counseling to unmarried pregnant minors, while also providing placement and adoption assistance and services.

12.43.3 The government has established mother and infant placement and care organizations accepting unmarried pregnant minors who cannot obtain assistance from their families. There are currently five such organizations in Taiwan, and they provide homes for 54 unmarried teenage mothers. These organizations act in the best interest of the young mothers and their children, while taking into account the mothers' willingness to put their infants up for adoption. There are currently 10 organizations performing adoption brokerage services, and 20 offices offering adoption services.

12.44 In accordance with the regulations of the Communicable Disease Control Act, syphilis, gonorrhoea, and AIDS constitute Type III statutory infectious diseases requiring notification in accordance with the law. The government has drafted control handbooks for these diseases. As of the end of 2012, a cumulative total of 24,239 cases of infection with AIDS had been reported in Taiwan, with a male to female ratio of 13:1. The age of AIDS infection

has been decreasing, and a total of 233 AIDS cases have been reported among teenagers age 12-18, and the male to female ratio of these cases is 16:1. A total of 5,897 cases of syphilis were reported and the male to female ratio was 3:1. Reported cases of gonorrhea numbered 1,977, and the male to female ratio was 16:1.

- 12.45 In order to halt the spread of AIDS, the government has adopted a number of measures in accordance with the HIV Infection Control and Patient Rights Protection Act.
- 12.45.1 To prevent vertical infection between mothers and infants, pregnant women are tested for HIV, and mothers and newborns who have not been screened for AIDS receive a rapid screening service and medical care at the time of birth. The AIDS screening rate reached 99% among pregnant women in 2012, and resulted in the discovery of six cases of infection, in which case appropriate measures were taken to ensure that no infants were born with AIDS.
- 12.45.2 Consulting services are provided when suspect cases are discovered among a person's partners. The government provides relevant assistance to incarcerated women with AIDS, reformed drug addicts with AIDS, as well as their family members.
- 12.45.3 The government has implemented the AIDS and Venereal Disease Outpatient Quality Improvement and Effectiveness Assessment Project to enhance gender awareness and sexually transmitted disease (STD) knowledge of medical and nursing personnel, establish a medical environment meeting the needs of STD patients, and ensure that doctors are sympathetic to outpatients with STDs. All public health nurses at county and city health departments and nursing personnel at hospitals and clinics receive AIDS care training.
- 12.45.4 Different intervention strategies have been drafted for sex workers of different types and in different business premises, and for their clients. The government seeks to establish a relationship of mutual trust with sex workers, and help ensure that that sex workers receive STD prevention education and screening.
- 12.45.5 Training people to promote self-care among their peers
- 12.45.6 In accordance with the Guidelines for Prevention of HIV Infection at

Schools and Protection of the Rights of Infected Persons, AIDS prevention should be taught in schools starting with the fifth year of elementary school in order to strengthen the prevention of infections. The content of teaching materials for the required senior high school course on health and care includes at least two hours of safe sex and AIDS prevention education for students who have dropped out of school, and calls on parent associations to include AIDS prevention as a major in-school health issue.

12.45.7 The government uses a wide range of channels, including such online platforms as Facebook, Twitter and Plurk, to urge teenagers to respect and show concern for persons with AIDS.

12.46 To ensure that foreign spouses receive sufficient information and services, and to protect their health and safeguard their rights, the Foreign Spouse Pre-arrival Class includes consultation on AIDS prevention and the protection of rights. After arriving in Taiwan, foreign spouses can receive information from the Ministry of the Interior, as well as county and city governments. County and city health departments also provide health services and conduct regular visits. If a foreign spouse is infected by their Taiwanese spouse or while receiving healthcare in Taiwan, they are permitted to apply for reconsideration with the competent authorities. HIV-positive applicants that fulfill the requirements will be exempt from the restrictions that would otherwise apply to their visa, resident, or permanent resident permits. As of the end of 2012, 20 foreign spouses had applied for reconsideration due to being infected by their Taiwanese spouse, and all were accepted.

12.47 In order to help middle-aged women address physiological changes, as well as changes in their social relationships and roles, caused by menopause, the government sponsors menopause groups and other relevant activities in order to provide up-to-date knowledge to women and encourage participation in social activities. The government has further established a free menopause health consulting hotline offering professional consulting services and health education.

Specific Measures

12.48 To protect the right to life of unborn children and eliminate gender

discrimination and male-female imbalance, the government organized a birth sex ratio working group in 2010 to perform regular monitoring of the sex ratio of infants delivered at hospitals and clinics, and by midwives, and strengthen checks on violations. It has also conducted related promotion campaigns through the media, and enforced the prohibition of sex screening and sex selection abortions when deemed unnecessary based on medical grounds. The newborn sex ratio fell to 1.074 in 2012, which was the lowest ratio in the last 25 years (Fig. 12-2).

- 12.49 In order to provide safeguards to pregnant women and mothers of newborns, promote good relations between doctors and patients, and improve the environment in high-risk medical departments, the government implemented the Trial Program to Encourage Medical Organizations to Handle Childbirth Accident Disputes in 2012. A total of 13 cases have met the necessary criteria thus far, and relief payments have totaled NT\$15 million (US\$484,809.31).
- 12.50 Starting in 2012, pregnant women who are unable to pay health insurance premiums may still receive medical care under the NHI program.
- 12.51 The government began providing subsidies to cover the cost of Group B streptococcus screening to pregnant women in low-income households in 2010, and expanded the scope of subsidy recipients in 2011 to pregnant women in low-income households, mid- to low-income households, as well as women living in indigenous areas, on offshore islands, and in remote areas. Since 2012, the government has provided a NT\$500 (US\$16.16) screening subsidy to all pregnant women. It also provides preventive treatment with antibiotics in an effort to reduce early infection and death among newborns.
- 12.52 The government provides subsidies for the costs of newborn hearing screening, and began providing such subsidies to low-income families for screening of infants younger than three months starting in 2010. This subsidy program was expanded to include all infants younger than three months nationwide in March 2012. Subsidies were provided in a total of 170,380 cases in 2012 (female infants accounted for 48.3%), and the screening rate was 89.35%.
- 12.53 The number of subsidized prenatal checkups provided to foreign wives not

covered by the NHI program was increased from five to 10 in 2012. Such subsidies were provided more than 10,000 times from 2009 to 2012.

- 12.54 The government revised the standard postnatal care organization and postnatal healthcare center sample contract in 2010. It has also strengthened oversight and evaluation of postnatal care organizations, offered assistance in registration, defined standard operating procedures, and held postnatal care organization management workshops to enhance the management skills of nursing personnel at such organizations. There were a total of 153 postnatal nursing organizations in Taiwan in 2012.
- 12.55 Implemented in 2010, the Regulations on Breastfeeding in Public Places protect the right of women to nurse their infants in public places, and fines were imposed on violators in 2012. In order to ensure an environment friendly to breastfeeding, the government has implemented a breastfeeding-friendly hospital and clinic certification program, provided training courses on breastfeeding guidance skills to medical personnel and volunteers, established a consulting website, hotline and breast milk bank, and promoted the creation of breastfeeding-friendly workplace environments. In 2012, there were 163 breastfeeding-friendly hospitals and clinics—which handled 75.1% of all births—and the percentage of exclusively breastfed infants under the age of six months had risen from 24.0% in 2004 to 49.6%, near the WHO's global 2025 target of 50%.
- 12.56 In 2012, the government established a pregnant women and expectant mother care center with comprehensive holistic healthcare. This center uses free nationwide telephone consulting and a website to provide pregnancy and childbirth knowledge, prenatal checkup management, and health record services.

Difficulties in Implementation and Directions for Future Efforts

- 12.57 In order to reduce the gender imbalance, the government will continue to promote relevant control measures, so that the gender ratio is restored to a natural balance.
- 12.58 The provision of nutrition subsidies to new mothers and infants in low-income and mid- to low-income households is the responsibility of local governments. It is included in social welfare performance evaluations,

which enables the central government to monitor and assist the implementation of this service by local governments.

- 12.59 The Genetic Health Act was revised in 2000 to protect the health and safety of pregnant women and unborn children. The content of this revision includes a change of the law's name to Reproductive Health Act, the addition of genetic disease control regulations, the inclusion of drug-induced abortion methods, and revised regulations concerning induced abortions (The requirement that the spouse's consent must be obtained has been changed to the requirement that the spouse must be notified; if, however, the spouse has a criminal record or has committed domestic violence, the couple's relations are strained, or there are other circumstances in which notifying the spouse will clearly threaten the pregnant woman's safety, this notification is not required; the age at which minors receiving an induced abortion require the consent of their statutory guardian has been changed to 18). Furthermore, in consideration of the fact that there are still differences of opinion in society at large as to whether a spouse's consent should be obtained before sterilization, the draft act still retains the wording "...sterilization may be obtained voluntarily with one's spouse's consent." The draft Act was sent to the Legislative Yuan for review and approval in 2012.
- 12.60 To safeguard the reproductive health of pregnant women and mothers of newborns, the government has continued to establish a reproductive health service system and develop a reproductive health service network ensuring that pregnant women receive holistic care before pregnancy, during pregnancy, and at the time of childbirth. The government has also continued to promote awareness of the appropriate age of child-bearing, enhanced awareness of regular prenatal check-ups, and implemented the Multiservice Program for Pregnant and Lying-in Women, which relies on physicians and midwives to establish a cooperative model enhancing the ability of personnel to perform delivery-related tasks in hospitals, and resolving the problem of an uneven distribution of obstetricians.
- 12.61 In an effort to improve care quality and employee skills at postnatal care organizations, the government has revised the postnatal care organization and nursing organization classification and establishment standards, so as

to increase the number of nursing personnel and the ratio of neonatal care personnel, and added the required qualifications of infant care personnel.

Provision of Healthcare Services to Senior Women

Current Status

- 12.62 The average life expectancy of women in Taiwan has increased steadily over the years, and women now outlive men by an average of more than six years. Women had an average life expectancy of 82.8 years in 2012, an increase of 0.5 years compared with 2009 (Table 12-19).
- 12.63 The number of women 65 years and older in Taiwan has increased steadily, and such elderly women accounted for 11.8% of all women in 2012; this percentage was higher than the equivalent figure for men (10.49%). Women older than 65, who are married and whose spouses have not yet passed away, account for 47% of the total number of women in this age group, while the equivalent ratio for men is 77% (Table 12-20).
- 12.64 The four leading causes of death among elderly women are cancer, heart disease, diabetes, and cerebrovascular diseases. Hypertension and kidney disease account for sixth and seventh place. These are among the most common health problems encountered by citizens during the aging process, and together account for nearly 80% of all deaths. According to the 2009 Citizens' Health Interview Survey, 88.5% of women over the age of 65 reported a physician's diagnosis of at least one chronic disease, and 71.2% reported a diagnosis of two chronic diseases (Table 12-21).
- 12.65 According to a survey on long-term care, the standardized incidence of falls among women over the age of 65 fell from 25.8% in 2005 (16.2% for men) to 20.7% in 2009 (14.1% for men), but remained higher than the equivalent figures for men. In 2009, 49.7% of women over the age of 65 reported at least 10 minutes of continuous exercise during the past two weeks (56.7% for men) and 34.5% reported at least 150 minutes of exercise each week (42.2% for men), which were lower than the equivalent figures for men in both cases.
- 12.66 The results of the survey further indicate that there were a total of 690,000 persons with disabilities in 2012 (a disability rate of 3.08%). The disability rate among the elderly population was 16.24%, and the disabled

population can be expected to increase rapidly to 1.18 million by 2031.

- 12.67 In order to provide appropriate care to elderly disabled persons, the government has implemented a long-term care plan, relying chiefly on community and home-based services. The percentage of elderly disabled persons receiving services has increased from 2.3% in 2008 to 27% in 2012. Among persons receiving long-term care services in 2012, women accounted for 59,997 persons (52.9%). To ensure that the primary family caregivers receive necessary rest and support, the government provided a respite service to 18,598 persons (women receiving care accounted for 51.9%) (Table 12-22). Family caregivers are chiefly women (61.42%), and female spouses comprise the largest category of caregivers (25.7%) (Fig. 12-3). Women also accounted for the largest share of family caregivers not taking advantage of respite services (54%).

Specific Measures

- 12.68 In order to assist domestic healthcare organizations in providing professional, appropriate care to the elderly, the government developed an Elderly-friendly Healthcare Organization Certification system in 2010 on the basis of the WHO's elderly-friendly healthcare principles and health promotion hospital standards. Certification standards consist of 60 elderly-friendly measures and self-assessment questionnaires in the four categories of management policies, communication and service, care processes, and physical environment. Specific items include employees' basic training on providing care in a way that shows consideration for the age, gender, and cultural background of people; the use of appropriate guidelines to assess patients' health and disease prevention needs; and the inclusion of gender and age analysis in quality, safety, and patient satisfaction measures. Applications were accepted starting in 2011, and a total of 38 hospitals and clinics were certified in 2012.
- 12.69 To promote healthy, active aging, and encourage regular exercise among the elderly, the government has provided subsidies to civic organizations since 2009 for organizing activities for the elderly, and has cooperated with private organizations since 2011 to encourage elderly teams to participate in sports competitions; there were a total of 1,905 such teams in

2012, with 50,409 women (67.6%) participating.

- 12.70 In 2009, the government began implementing a health promotion plan for the elderly that calls for cooperation between the healthcare system and community organizations (including community development agencies, community care stations, temples, and activity centers, etc.), and provides various health promotion services and activities for the elderly. This plan aims to promote physical fitness and a healthy diet, enhance fall prevention measures, improve oral health, encourage people to stop smoking, improve mental health, increase social participation, advocate preventive healthcare for the elderly, and strengthen screening services. Over 80% of community care centers were involved in implementing this plan in 2012.
- 12.71 In 2012, the government established a nationwide family caregiver consulting service. It urged all county and city care service management centers to actively assess and refer vulnerable family caregivers, and provide individualized family services, including telephone calls, counseling, sharing of care giving experience with peers, counseling on nutrition and care giving techniques, care resources liaison, and legal consulting services.
- 12.72 In order to facilitate the future implementation of the draft of the Long-term Care Insurance Act, the government conducted a long-term care needs survey in 2010 and 2011, developed a diversified long-term care insurance assessment scale, and established a long-term care insurance financial projection model. It also collected and analyzed information on the degree of disability in cases involving home care services, home-based nursing, community-based services, and 24-hour home-based services, as well as information on the use of long-term care services and service organizations' expenses, in order to formulate long-term care insurance payments and payment standards.
- 12.73 With regard to the establishment of a long-term care service network in remote areas, the government established 13 locations in 2011 and 2012, and expected that the number of locations would increase to 44 by the end of 2013. To ensure sufficient local long-term care manpower, the government has also cultivated long-term care assessment personnel in

remote areas, professional long-term care manpower, and long-term care volunteers, and has implemented a family caregiver support program.

- 12.74 To strengthen protection of the employment rights of home care service personnel, and reduce the operating costs of employers, the government since 2011 has increased subsidies for labor and health insurance premiums and retirement fund contributions that must be paid on behalf of caregiver personnel, and explicitly outlined hourly wage standards for caregiver personnel. It is hoped that this will increase the ability of employers to recruit and retain caregivers. Caregivers providing home care services numbered 7,079 persons in 2012 (women accounted for 92% of these persons).

Difficulties in Implementation and Directions for Future Efforts

- 12.75 In light of the rapid increase in the number of elderly women, preventive healthcare and cancer screening services must be provided in order to minimize the negative impact of disease. The government has continued to emphasize public awareness of disease control, encouraged people to regularly participate in screening and promptly seek treatment when necessary. The government is also promoting elderly-friendly healthcare and elderly-friendly cities.
- 12.76 The government continues to advocate a dynamic approach to life, develop community walking trails and exercise maps, and encourage groups of elderly persons from various towns, cities, townships and districts to participate in health promotion competitions. It is hoped that social participation and regular exercise among the elderly can thereby be enhanced. The government also continues to actively work with community care centers, community colleges, senior centers, Evergreen Senior Citizens Centers, and activity centers to promote active aging and health promotion services, increase the percentage of women who exercise, and allow Taiwan's senior citizens to enjoy a long and healthy life.
- 12.77 The government continues to improve the long-term care service system, cultivate professional long-term care manpower and service capacity, promote the diversification and balanced development of long-term care resources, provide user-friendly interactive websites for family caregivers

nationwide, and create a ubiquitous long-term care service network. The government hopes that this will ease the burden on elderly women who commonly serve as family caregivers, and safeguard the right to care of persons with disabilities. It is expected that coverage of services for elderly persons with disabilities will grow at an annual rate of 3%.

- 12.78 In response to the fact that the percentage of elderly people is expected to exceed 14% in 2018, making Taiwan an aging society, as well as the rapidly increasing care needs of disabled people, the government has drafted a Long-term Care Service Act. This act includes provisions on long-term care services, a long-term care system, long-term care manpower training and registration, management of long-term care organizations, protection of the rights of persons receiving long-term care, and the formulation of family caregiver support services. In addition, the government continues to draft the Long-term Care Insurance Act to promote the establishment of a long-term care insurance system.

Article 13

States Parties shall take all appropriate measures to eliminate discrimination against women in other areas of economic and social life in order to ensure, on a basis of equality of men and women, the same rights, in particular:

- (a) The right to family benefits;
- (b) The right to bank loans, mortgages and other forms of financial credit;
- (c) The right to participate in recreational activities, sports and all aspects of cultural life.

Introduction

Approximately half of the female population in Taiwan care for their families full-time and do not have a stable source of income. With respect to bank credit and regular participation in sporting activities, women tend to have slightly less access than men. On the other hand, women participate in volunteer services and elderly community activities more often than men.

Below we expound on the steps taken by the government to ensure the rights of women to participate in economic and social life with respect to the following three aspects: women's right to family benefits, women's right to bank loans, mortgages and other forms of financial credit, and women's right to participate in recreational activities, sports and all aspects of cultural life.

Women's Right to Family Benefits⁹³

Current Status⁹⁴

13.1 In Taiwan, about 50.61% of the female population is engaged full-time in caring for young children, studying in educational institutions, or attending to their households. About 38.59% of women in Taiwan have no income, and financial matters are what concern them the most in life. In 2012, elderly women, women with disabilities and women from low-income households accounted for 59%, 43% and 49% of their respective population categories. In accordance with ROC law, subsidies and

⁹³ In this article we provide explanations on how the above population groups are provided with social insurance, subsidies and assistance.

⁹⁴ Articles 13.1, 13.2, 13.4, and 13.7 are in response to recommendation 1 by Singaporean expert Dr. Anamah Tan for the Initial Country Report.

assistance have to be used as living expenses for the recipients of such benefits. Any misappropriations will result in withdrawal of these benefits. Women who have successfully applied for subsidies and assistance will receive funds directly in their own bank accounts.

- 13.2 National Pension: In 2008, the government introduced the National Pension system, which protects unemployed women, household workers and unpaid laborers by providing old age, maternity and disability benefits, so as to ensure the basic financial security of pension participants and, in case of death, their surviving family members.⁹⁵
- 13.2.1 The insured person is responsible for 60% of the National Pension premium, and the government provides a subsidy for the remaining 40%. For disadvantaged groups (such as persons with disabilities, low-income households and persons with relatively low incomes), the government increases the premium subsidy rate to 55%, 70% or 100%, respectively. Insurance benefits include: old-age pension benefits, maternity benefits, pension payments for the mentally and physically disabled, funeral payments, and pension payments for surviving family members. In addition, old-age basic guaranteed pension payments and basic guaranteed pension payments for mentally and physically disabled are also available as subsidies, providing benefits from NT\$3,500 (US\$113.12) to NT\$4,700 (US\$151.91) per person per month, depending on the payment category. As of the end of December 2012, there were 3,725,626 insured persons, 52.13% of whom were female (Tables 13-1 to 13-9).
- 13.2.2 In general, indigenous people in Taiwan have lower life expectancy. In order to provide care for elderly persons aged between 55 and 65, each person in this population group receives NT\$3,500 (US\$113.12) per month in benefits from the National Pension system. Female recipients of this benefit account for 60.2% (Table 13-10).
- 13.2.3 In order to provide financial security to homemakers in their old age, his or her spouse is responsible for premiums and interest of the insured homemaker. A fine of NT\$3,000 (US\$96.96) to NT\$15,000 (US\$484.81) will be imposed on the insured person's spouse jointly responsible for

⁹⁵ This article is in response to recommendation 3 by Singaporean expert Dr. Anamah Tan for the Initial Country Report.

paying the premium if he or she fails to fulfill this financial responsibility without justifiable reasons.

- 13.3 National Health Insurance (NHI): In 2012, the percentage of the population participating in the NHI program was 99.52%. The premiums are the joint responsibility of the insured, their employers and the government. The number of female policyholders was 11,722,823 (50.3 % of all policyholders), and the number of female insured persons was 7,281,521 (48% of all insured people). Those who do not hold jobs are insured by the coverage of their spouses or other relatives who are employed, and the health insurance premiums are paid by the insured persons. There were more male insured persons with dependents in their coverage than female insured persons (Table 13-11).
- 13.4 Farmer Health Insurance and Welfare Benefits for Aging Farmers: Farmer Health Insurance benefits include maternity, medical and disability benefits, as well as funeral and interment allowances. Farmers 65 years of age or older who have participated in the Farmer Health Insurance program for at least six months, as well as Class A members of Fishermen's Associations who have been members for at least six months and also receive Labor Insurance old age benefits, each receive monthly benefits of NT\$7,000 (US\$226.24). In 2012, the number of female participants in the Farmer Health Insurance program was 720,000 (or 49.34% of the total number), and the number of female recipients of benefits under the Welfare Benefits for Aging Farmers program was 380,000 (or 56.56% of all recipients) (Table 13-12).
- 13.5 Living assistance for low-income households: Benefits are disbursed in cash (deposited into applicants' bank accounts) and include family life assistance (including assistance for children) and school assistance. In 2012, there were 357,446 persons in 145,613 low-income households, with men and women accounting for 51% and 49%, respectively (Table 13-13).
- 13.6 Assistance for children and juveniles from mid- to low-income households: To provide assistance to children from disadvantaged families, the government issues monthly benefits of NT\$1,900 (US\$61.41) to NT\$2,300 (US\$74.34) to each child whose family falls into the following categories: family with both parents deceased, family with one parent

deceased, family with parent(s) with serious illness, family with parent(s) missing, family with parent(s) unable to care for their children due to disabilities or prison sentences. In 2012, 124,936 persons received such benefits, 50% of whom were female (Table 13-14).

- 13.7 Living allowances for mid- to low-income senior citizens: Elderly citizens aged 65 years or older from mid- to low-income households receive NT\$3,600 (US\$116.35) to NT\$7,200 (US\$232.71) per month from the government if they do not live in public housing. In 2012, the number of persons who received such benefits was 120,968, 53% of whom were female (Table 13-15).
- 13.8 Living allowances for individuals with disabilities: Based on their actual financial conditions and the severity of the physical and/or mental disabilities, each applicant receives a monthly subsidy between NT\$3,500 (US\$113.12) and NT\$8,200 (US\$265.03). In 2012, 327,922 persons—43% of whom were women—received these benefits. This ratio was in line with the percentage of women with disabilities in the country (Table 13-16).
- 13.9 Assistance for families in hardship: Women, who suffer hardship in their life or work, are in a relatively disadvantaged position, and often are also the primary caretakers in their family. Therefore, the government provides substantive assistance to women with difficulties in order to improve their living conditions. The Act of Assistance for Family in Hardship was amended in 2009 to expand its scope from "women" in hardship to "families" in hardship, and the following benefits are now provided: emergency living assistance, living allowances for children, educational subsidies for children, medical subsidies, children nursery allowance, subsidies for litigation, and business startup loans. Among those who applied for assistance for family hardship in 2012, the largest category was widows and widowers (44%), followed by single parents (24%) and unmarried pregnant women (8%). The number of instances in which assistance was provided to women was 139,050 (89%) (Table 13-17).
- 13.10 Special care allowance for senior citizens from mid- to low-income households: Financial assistance is given to families that have elderly members with severe disabilities, so that the government's goal of community care can be achieved. Each family caregiver receives

NT\$5,000 (US\$161.60) per month. In 2012, there were 9,042 instances in which such benefits were issued, with women accounting for 65.1%. The gender ratio of caregivers was 46.8% men and 53.2% women (Table 13-18).

- 13.11 Housing subsidies: The government has introduced the Youth Preferential Loans Program and the Regulations Governing Subsidies for House Rental, Repair, and Construction. Eligible families receive a maximum of NT\$4,000 (US\$129.28) per month for rent subsidies (which is deposited directly into the applicant's bank account) or interest subsidies on home mortgage loans (which are transferred to the financial institutions providing the loans). Female recipients of such benefits account for 40% to 60% (Tables 13-19 to 13-22).
- 13.12 Income tax deductions: According to the Income Tax Act, the maximum tax deduction for life insurance fees, labor insurance fees, national pension insurance fees and insurance fees for military personnel, public servants or teachers for the taxpayer, his (her) spouse or lineal dependent(s) is NT\$24,000 (US\$775.69) per person per year. Payments made by insurance companies to the taxpayer are exempt from income tax.

Specific Measures

- 13.13 In 2011, laws and regulations were amended to expand benefit coverage. In addition to raising living allowances for the disadvantaged, the government also introduced regulations to adjust social welfare benefits and subsidies every four years based on the Consumer Price Index (CPI). Affected benefits include: living allowances for individuals with disabilities, living allowances for senior citizens from mid- to low-income households, life assistance for children and juveniles from mid- to low-income households, annuity and benefit payments from the National Pension system, benefits paid to indigenous people, living allowances for low-income families, living allowances for children from low-income households, living allowances for school attendance by children in low-income households, and elderly farmers' welfare allowances. These measures have also helped improve the economic security of disadvantaged women (Table 13-23).

- 13.14 The National Pension Act was amended four times between 2011 and 2012. Changes include: new maternity benefits, increased benefits for indigenous people under National Pension system, and conditional removal of joint penalties imposed on spouses. These changes provide better protection to insured women. Maternity benefits under the National Pension system first became available in 2011, and during that year there were a total of 5,170 recipients. In 2012, a total 19,720 women received maternity benefits.
- 13.15 The Youth Preferential Loans Program and the Regulations Governing Subsidies for House Rental, Repair, and Construction: In 2012, the maximum rent subsidy was increased to NT\$4,000 (US\$129.28) per household per month. Furthermore, following the conclusion of the review process by related construction and planning agencies, information regarding families with victims of domestic violence will be provided to social welfare agencies to facilitate information integration.
- 13.16 The National Health Insurance (NHI) program is a social insurance mechanism. The program is based on the spirit of mutual assistance, and it ensures that risks are shared. To ensure the program's financial viability, an insured person who has not paid his or her insurance premiums in full will have their medical benefits temporarily suspended (i.e. the NHI card will be "locked"). However, to protect disadvantaged people from being deprived of the right to medical treatment, governments at all levels provide subsidies on NHI premiums to specific economically disadvantaged groups. In 2010, the government introduced a medical treatment program for the underprivileged. Persons under 18 years of age, members of households above but close to the poverty line (i.e. those with income levels less than 1.5 times the minimum living expenses of low-income households) and members of families receiving assistance for hardship are exempt from the suspension of medical benefits. In addition, in 2012 a measure was implemented based on which pregnant women seeking medical treatment will never have their NHI cards locked, so as to ensure their health and wellbeing. As of the end of 2012, the number of beneficiaries totaled 430,000 (including 180,000 under the age of 18, 170,000 in near-poverty households, over 80,000 people receiving family assistance, and 940 pregnant women).

- 13.17 The scope of social support to citizens was expanded through amendments to the Public Assistance Act in 2011. Benefits have been extended to mid- to low-income households. Income from pregnant women whom a qualified doctor deems unfit for work, as well as income from ex-spouses who live separately from, and have not actually participated in the upbringing of, minors, is not factored into the calculation of income, so that more women and members of single-parent families are eligible for social assistance.
- 13.18 To help alleviate families' childcare burden, the government introduced childcare subsidies for families with non-working parent(s) in 2012. Depending on each family's financial situation, a monthly payment of NT\$2,500 (US\$80.80) to NT\$5,000 (US\$161.60) is made to eligible families. In 2012, a total of 203,826 children under two years of age (of whom 48% were girls) benefited from this program; women accounted for 68% of all applicants (Table 13-24). Moreover, families with double incomes (from both parents) and single-parent families with working parents receive a monthly allowance of NT\$2,000 (US\$64.64) to NT\$5,000 (US\$161.60), depending on the recipients' financial situations, as these parents are unable to care for their infant children under two years of age and must hire professional caregivers or send their children to day care centers.
- 13.19 Beginning in 2012, a taxpayer whose individual income tax rate falls within the 12% consolidated income tax bracket and has a basic income under NT\$6 million (US\$193,923.72) is eligible for special preschool deduction for children under the age of five of NT\$25,000 (US\$808.01) per person per year when filing the final consolidated income tax return.

Difficulties in Implementation and Directions for Future Efforts

- 13.20 The government aims to improve communication with the public through electronic media (Internet, television, radio and outdoor advertising) and print media (newspapers, magazines and brochures); enforce collection and impose penalties on the spouses of insured persons who have fallen behind in insurance premium payments; reinforce the public's understanding of the necessity to participate in the National Pension

system; and protect the economic security of elderly women.

- 13.21 As the divorce rate has been gradually climbing, the number of single-parent and grandparent-led families is on the rise. These two types of families face greater financial pressure, and therefore require additional support. In the future, research will continue to be carried out to improve various childcare subsidies and welfare measures.

Women's Right to Bank Loans, Mortgages and Other Forms of Financial Credit Current Status⁹⁶

- 13.22 Financial credit and loans: Financial institutions grant loans to customers based on the "5 Ps" of credit analysis: people (credit rating), purpose (how the funds are used), payment (ability to repay the loan), protection (collateral or third-party guarantee), and perspective (overall consideration), and each loan is approved on a case-by-case basis. To protect women's right to obtain credit for business purposes, the government has allocated a budget to subsidize interest payments or sources of funds to provide special loans. Some banks have also launched personal loan programs specifically designed for women. From 2009 to 2012, 2.5 to 2.7 million loan applications submitted by women were approved, with a total amount from NT\$2.4101 trillion (US\$77.90 billion) to NT\$3.6781 trillion (US\$118.88 billion). Information regarding women's applications for loans can be obtained from the website of the Bankers Association of the Republic of China. If an applicant is treated unfairly in the loan application process, she may file a complaint with the Financial Supervisory Commission (FSC) using a special hotline (Table 13-25).
- 13.23 Lending to small and medium-sized enterprises: The percentage of businesses owned by women is on the rise. In 2012, the number of enterprises of which the gender of person in charge (e.g. owner or chairperson) can be identified totaled 1,326,766, of which 36.16% were headed by female entrepreneurs. These women-led companies were responsible for 14.90% of total sales. About 98.84% of these women-led enterprises were small and medium-sized enterprises (SMEs). In order to

⁹⁶ Articles 13.22–13.27 are in response to recommendation 2 by Korean expert Heisoo Shin in the Initial Country Report.

assist women in their entrepreneurial pursuits and improve their economic prospects, the government utilizes SME financial assistance resources and provides special credit guarantees to applicants with insufficient collateral. The number of cases of credit guarantees provided by the Small and Medium Business Credit Guarantee Fund of Taiwan to women from 2009 to 2012 is as follows (the percentages in parentheses following the figures refer to female ratios): 60,000 to 90,000 (24.55% to 25.16%), with amount guaranteed from NT\$106.4 billion (US\$3.44 billion) to NT\$200.7 billion (US\$6.49 billion) (22.03 to 22.39%). The amount of loans obtained with assistance was NT\$142.5 billion (US\$4.61 billion) to NT\$255 billion (US\$8.24 billion) (22.33 to 22.57%). For the Small Enterprise Owner Loan and Youth Business Startup Loans programs introduced in 2012, over 30% of enterprises that have successfully applied for the loans are led by women (Tables 13-26 to 13-29).

- 13.24 Micro-Business Startup Phoenix Program: This program applies to women between the ages of 20 and 65 and anyone between 45 and 65. In October 2008, the government increased the maximum amount of loans provided by the Micro-Business Startup Phoenix Program from NT\$500,000 (US\$16,160.31) to NT\$1 million (US\$32,320.62). Features of these loans include: low interest rates, zero interest during the first two years, no guarantors required, and no collateral required. The government provides credit guarantees on 95% of the loan and offers a series of accompanying entrepreneurial courses, training and internships, as well as business startup consulting services, which help improve women's success rate in starting their own businesses and achieving financial independence. Between 2009 and 2012, a total of 752 entrepreneurial courses were held, and they were attended by 56,226 people. In addition, a total of 19,282 sessions of business counseling services were provided to benefit 7,739 participants who successfully started their businesses. A total of 3,144 program applicants were granted loans amounting to NT\$1.7 billion (US\$54.9 million), creating 22,233 jobs in the process. The survival rate of these new enterprises is about 70%, and the loan repayment rate is over 95%. Women were the main beneficiaries of this program in terms of the number of persons participating in the courses and consultation sessions,

as well as the number of applicants granted loans (over 75% female) (Tables 13-30 and 13-31).

- 13.25 Flying Geese Program: The program provides women-oriented entrepreneurial training, forums, group business startup seminars, fairs and advanced theme-based courses. From 2009 to 2012, a total of 21 sessions of entrepreneurial training for women were held each year, benefiting 9,143 participants. Theme-based courses were attended by 1,627 participants, and 20 business startup fairs were held. These activities and the establishment of relative entrepreneurial information websites have enabled women entrepreneurship project members to actively participate in international exchanges and build up mutual support networks for each other. The project also encourages graduates from this program to form associations or clubs. Currently, there are nine women entrepreneurs associations and three women entrepreneurs clubs in the country.
- 13.26 Farming Business Improvement Loans: The program provides persons between the ages of 18 and 65 who are engaged in production activities in agriculture, forestry, fishery and animal husbandry with the necessary capital. If an applicant has insufficient collateral, guarantees will be provided by the Agricultural Credit Guarantee Fund in accordance with the Agricultural Finance Act. Between 2009 and 2012, a total number of 27,601 persons (34% female) were granted loans from this program. On average, each successful female applicant was granted an amount of NT\$1.465 million (US\$47,350), which was higher than that of the average male applicant (NT\$1.239 million (US\$40,045)). This is largely in line with the percentage of women in agriculture, forestry, fishery and animal husbandry (which is between 27.5% and 30.2 %) (Table 13-32).
- 13.27 Lending to indigenous people: The Comprehensive Development Fund for Indigenous Peoples has been established to provide various loans to help members of the indigenous community to overcome difficulties in their business ventures. The categories of loans available include business loans, business startup loans for young people, and loans extended to indigenous people for micro-economic activities. Between 2009 and 2012, a total of 3,690 persons were granted loans under this program (48% female), with an average of NT\$264,254 (US\$8,541) per loan for women, which is

lower than that for men (NT\$310,598 (US\$10,039)) (Table 13-33).

- 13.28 Current status of the Consumer Debt Clearance Act: According to the Judicial Yuan, between 2009 and 2012 the gender breakdown of debtors having their debt cleared by local courts was 10,657 men (48.2%) and 11,454 women (51.8%). The ratio of female debtors is higher than that of male by 3.6 percentage points. On the other hand, statistics also show that since 2012, there have been slightly fewer female debtors than male debtors (Table 13-34).
- 13.29 Current status of cooperatives: Credit unions provide microcredit to their members. As of the end of 2012, there were 340 credit unions in Taiwan with 211,302 members, including 112,119 women (53.06%), 97,969 men (46.37%), and 1,214 corporate entities (0.57%). The total amount of loans provided was NT\$9.31 billion (US\$300.62 million), of which 50.4% was provided to women, 47.2% was provided to men, and 2.3% was provided to corporate entities. Please see Article 14 for information on cooperatives and poverty assistance measures.

Specific Measures

- 13.30 In October 2008, the government raised the upper limit of loans provided by the Micro-Business Startup Phoenix Program from NT\$500,000 (US\$16,160.31) to NT\$1 million (US\$32,320.62) to enhance assistance for women starting their own business. In 2012, women who are the sole income earners in their family were added to the original categories of applicants eligible for the loans (i.e. women under hardship and victims of domestic violence). Benefits and preferential policies include zero interest for the first three years and 1.5% fixed annual interest rates starting from the fourth year. These measures have been designed to alleviate the financial burden on families in which women are the sole income earner.
- 13.31 To fully enable the Comprehensive Development Fund for Indigenous Peoples to provide loans, care and guidance to local indigenous communities, one financial counselor was deployed in 2011 at the governments of New Taipei City, Taoyuan County, Hualien County, Taitung County, Pingtung County and Taichung City. These counselors provide financial consultation services, and conduct follow-up visits.

Among the beneficiaries of these measures, 49% were women. In 2012, the program was expanded to include all municipality, city and county governments.

- 13.32 In 2011, the Banking Act of the Republic of China was amended to include the clause that in extending self-use home loans or consumer loans, banks are not allowed to require applicants to provide joint guarantors. In 2011, the Small and Medium Business Credit Guarantee Fund of Taiwan and the CTBC Charity Foundation joined forces to provide loans under the CTBC poverty alleviation program. Women-led enterprises have accounted for 80% of the beneficiaries of this project.

Difficulties in Implementation and Directions for Future Efforts

- 13.33 In order to improve the success rate of women-led enterprises in acquiring capital, banks are encouraged to support these enterprises in their loan applications. Approving loans to SMEs owned by women will increase the banks' chances of gaining approval to establish additional branch offices. In addition, banks are encouraged to continue supporting various loan projects launched by the government.
- 13.34 With regard to the APEC Women and the Economy Individual Action Plan, government agencies are encouraged to develop policies and measures to enable women to participate in economic activities. Key aspects in this regard are access to capital, access to markets, capacity and skills cultivation, and women's leadership. The aim is to enhance women's entrepreneurial capabilities and create market opportunities.

Women's Right to Participate in Recreational Activities, Sports and All Aspects of Cultural Life

Current Status

- 13.35 Women's welfare service centers: There are 51 women's welfare service centers in Taiwan (including comprehensive welfare service centers that are also responsible for providing women welfare services). These centers provide women with various support services in such areas as personal growth, parenting education and legal consultation, and help enhance women's competitiveness in society. In 2012, there were 643,258 instances

in which services were provided to women. Women's welfare activities had the most attendance (44.67%), followed by activities of women's learning academies (10.16%) and parenting seminars (6.47%).

13.36 Participation in volunteer work: As of the end of 2012, a total of 898,765 volunteers (64.68% female) at 20,468 registered groups had provided over 87.79 million hours of service.

13.37 Youth participation

13.37.1 In 2012, 96 distinguished young volunteers were deployed as peace ambassadors among schools and communities to promote activities. Girls accounted for 46% of these volunteers. The government also provides grants to civic organizations and educational institutions at the secondary level and higher to carry out youth volunteer services. A total of 26,661 young people (55% of whom were female) participated. In addition, the government provides grants to other youth volunteer teams, which attracted 26,386 participants (56% of whom were female). Moreover, a total of 8,331 young volunteer services booklets were issued, with 65% of the recipients being female.

13.37.2 To encourage young people to participate in international affairs through a variety of activities such as international volunteer services, volunteer work at overseas Chinese schools, and overseas internships, the government has introduced the Youth International Action All in One project. There were 2,193 participants in 2012, of whom 61% were young women.

13.37.3 To encourage young people to visit communities throughout Taiwan and get to know the country, the government introduced the Youth Travel in Taiwan program by establishing a travel service system friendly to young people. The program provides young people with free Youth Travel Cards, which provide over 1,000 special deals for transportation, meals and accommodation, tickets for attractions, Chinese language learning, and other activities. In 2012, a total of 106,457 people applied for the Youth Travel Card (including both ROC and foreign applicants), of whom 37.1% were men and 62.9% women. Furthermore, 233 young people were recruited and trained as tourism volunteers, with female participants accounting for 73% of all volunteers.

- 13.37.4 To encourage young people to participate actively in community affairs, the government has introduced an action plan to promote youth participation, which encourages schools and non-profit organizations to participate in youth development and related activities. This program offers a variety of means and opportunities for participation, fosters creativity, and contributes to a sense of community among young people. In 2012, a total of 43 groups received subsidies from the program, with 182 young people (62% female) involved in community-based services.
- 13.38 Participation by senior citizens: Encouraging the elderly to participate in social activities is the main idea of the Active Aging policy. Evergreen Senior Citizens Center courses provide a large variety of classes and activities to senior citizens based on their needs and interests, which are offered in coordination with local characteristics. The courses cover traditional culture, language learning, health and exercise, promotion of health foods, mental health and road safety. They enable senior citizens to cultivate body and mind and increase their social interaction through learning. They also offer the elderly a variety of means of helping others and themselves through lifelong learning. In 2012, there were a total of 155,427 participants, with women accounting for 71% (Table 13-35).⁹⁷
- 13.39 Participation by indigenous people: The Indigenous Families and Women Service Center partners with civic organizations to provide information on community welfare, women's personal safety and gender empowerment, women's growth groups, family life, educational activities and other programs. Members of indigenous communities who benefited from these services totaled 489,924, of whom 63.18% were women (Table 13-36).
- 13.40 Participation by persons with disabilities: In order to encourage citizens with disabilities to participate in activities outside of their homes, to enrich their spiritual and cultural life, as well as to ensure their right to community involvement, free admittance is given to persons with disabilities at government-owned scenic areas, recreational facilities, and cultural and educational facilities, regardless of whether they are operated by the government itself or by a private contractor; and a 50% discount on

⁹⁷ This article is in response to recommendation 1 by Singaporean expert Dr. Anamah Tan for the Initial Country Report.

the admittance fee is given if the facilities are owned and operated by private enterprises, as stipulated by the People with Disabilities Rights Protection Act. In addition, the government has partnered with the private sector to subsidize various non-profit and/or civic organizations in providing recreational and educational activities and other welfare services to persons with disabilities, so as to promote their social participation. In 2012, there were a total of 174,057 participants, with women accounting for 47.62%. These statistics are generally in line with the fact that women accounted for 43.06% of all citizens with disabilities in 2012.

- 13.41 Leisure activities: According to the 2011 edition of the Survey on Women's Living Conditions, 86.7% of all women engage in regular leisure activities, an increase of 4.02 percentage points compared with 2006. In particular, "physical fitness" is the main activity (39 per 100 people), followed by "recreational" (37/100) and "cultural" (26/100) activities. The quality of life, as well as a happy and healthy lifestyle, has indeed become increasingly important to women.
- 13.42 Sports: According to the 2012 edition of the Sports City Survey, the number of women over the age of 13 who exercise at least three times a week, with each exercise session lasting 30 minutes or longer, and with an exercise intensity resulting in perspiration and gasping, increased from 19.6% (cf. 29.2% for men) in 2009 to 24.8% (cf. 36.0% for men) in 2012. However, the ratio of women who exercise regularly remains lower than that of men. This indicates that the majority of women in Taiwan do not exercise regularly and there is much room for improvement. Moreover, according to the interim edition of the 2013 Sports City Survey, in Taiwan the number of men in the 13-24 age group who exercise regularly is higher than that of women in the same age group. In the 25-40 age group, the number of people who exercise regularly is similar for both genders. The number of women over the age 40, on the other hand, exceeds that of men (Table 13-37; Figure 13-1).
- 13.43 Participation in cultural activities: To improve women's cultural participation, the government has organized relevant activities and training in the areas of literature, documentary films, community development, performing arts, visual arts, traditional art forms, writing and lectures. The

government has also actively supported individuals and civic organizations in carrying out arts-related activities, so as to encourage women and help them promote their cultural achievements. Between 2009 and 2012, the number of women participating in activities related to cultural heritage, reading, overall community development, museums, aesthetics, and cultural volunteer work exceeded that of men in terms of the level of involvement and the number of times people participated (Table 13-38).

Specific Measures

- 13.44 In 2010, the government introduced the Sports Island project to promote sports participation by senior citizens, women and children, as well as by workers in agriculture, forestry, fishery, animal husbandry and six major industries. In 2012, women participated in activities over 750,000 times, accounting for 49.4%. Furthermore, in 2012 local sports organizations were given subsidies to offer 1,400 sessions of sports instructional courses for women. The number of people who benefited from these courses exceeded 100,000. In 2012, 1,535 sessions of similar courses for women were held, and people participated over 100,000 times.
- 13.45 The government has organized exhibitions by women artists, writing workshops for women, as well as other programs, the purpose of which is to cultivate women's skills and expertise and help them achieve financial independence. In addition, the government also organized the International Women's Film Festival in 2011 and 2012, which has fostered the development of women in the visual image industry, encouraged the creation of visual works based on women's issues, and provided opportunities and means for increased exposure for their works. In 2011, the number of participants in festival activities totaled about 7,250, and the number in 2012 was about 12,000. This indicates that awareness of gender issues has gradually increased over the years.
- 13.46 In order to collect information on women's cultural history, the government has published articles on women artists in its official publications and, toward the end of 2010, the government also created the Taiwan Women website to showcase to the public the cultural activities of Taiwan's women from a historical perspective. The website contains topics

such as culture of the body, marriage and family, women and Taiwan folk religions, customs and culture, women and their daily lives, women's education, women in different fields of work, female characters close-up, women's creative works and women's sports.

- 13.47 To support the development of cultural and creative industries, the government introduced the Business Startup Plan for the Cultural and Creative Industries in 2010. In 2011, the government announced the Regulation for Promoting the Cultural and Creative Industries through Incentives or Subsidies—application guidelines for independent workers applying to establish a presence in cultural and creative clusters. In 2012, the government also introduced the International Training Courses for the Cultural and Creative Industries. The percentage of women participating in these three programs or initiatives in 2012 was 43%, 50.17% and 53.33%, respectively. The government continues to encourage and provide assistance to women who have elected to pursue careers in the creative and cultural industries (Table 13-39).

Difficulties in Implementation and Directions for Future Efforts

- 13.48 In order to accommodate the needs of elderly volunteers over the age of 70 to be included in accident insurance coverage, so as to preserve the willingness of senior citizens to participate in volunteer services, the government has engaged the Bank of Taiwan to devise an accident insurance plan to provide coverage for otherwise ineligible volunteers. This measure will ensure elderly women's right to social participation.⁹⁸
- 13.49 To preserve historical records related to women and to increase the visibility of women's issues, the government provides relevant organizations with subsidies to carry out gender awareness activities and events. In addition, the government also plans to complete the *Taiwan Women* book series in the future.
- 13.50 To encourage more women to participate regularly in sports activities, the government has introduced a series of exercise activities (e.g. road running, speed walking and sports carnival events) as well as friendly community

⁹⁸ This article is in response to recommendation 1 by Singaporean expert Dr. Anamah Tan for the Initial Country Report.

competitions. The government also continues to offer sports instructional courses for women in various locations around the country. Activities such as hiking, line dancing and water sports are also organized based on participants' age, so that more women will be willing to participate in these activities.

13.51 In recognition of women's achievements in sports, individual associations participating in the Asian Games and the Olympic Games are asked to carry out specific measures to organize awards for women and recognize women's achievements in sports. These will become factors in the government's decision to provide funding to these associations. The government also provides education on gender awareness in order to promote and enforce gender equality.

13.52 The government has introduced an initiative to revitalize unused land in order to increase the use of various venues and facilities by women. Subsidies are provided to local governments for the construction of women's facilities, the purpose of which is to assist women with different experiences and backgrounds in creating empowerment mechanisms and operational models with local characteristics. This will be accomplished through the empowerment of women's organizations, and the establishment of mechanisms for women's participation at the grassroots level.

Article 14

1. States Parties shall take into account the particular problems faced by rural women and the significant roles which rural women play in the economic survival of their families, including their work in the non-monetized sectors of the economy, and shall take all appropriate measures to ensure the application of the provisions of the present Convention to women in rural areas.
2. States Parties shall take all appropriate measures to eliminate discrimination against women in rural areas in order to ensure, on a basis of equality of men and women, that they participate in and benefit from rural development and, in particular, shall ensure to such women the right:
 - (a) To participate in the elaboration and implementation of development planning at all levels;
 - (b) To have access to adequate health care facilities, including information, counseling and services in family planning;
 - (c) To benefit directly from social security programs;
 - (d) To obtain all types of training and education, formal and non-formal, including that relating to functional literacy, as well as, inter alia, the benefit of all community and extension services, in order to increase their technical proficiency;
 - (e) To organize self-help groups and co-operatives in order to obtain equal access to economic opportunities through employment or self employment;
 - (f) To participate in all community activities;
 - (g) To have access to agricultural credit and loans, marketing facilities, appropriate technology and equal treatment in land and agrarian reform as well as in land resettlement schemes;
 - (h) To enjoy adequate living conditions, particularly in relation to housing, sanitation, electricity and water supply, transport and communications.

Introduction

Taiwan is a densely populated country, and each administrative region (special municipality, county or city) meets the criteria of a "city" as defined by the United Nations (50,000 residents or more). All essential facilities such as postal services, electricity, running water and public transportation are accessible on a nationwide basis. The high-speed railway system has greatly reduced the perceived distance

between urban and rural areas, making the entire island of Taiwan accessible within one day, with its citizens generally enjoying a reasonable standard of living in a stable society. As rural regions and geographically remote areas are facing such problems as a diminishing labor force, an aging population, grandparents raising grandchildren, a relative scarcity of resources and the prospect of natural disasters, the challenges facing rural women in terms of having to do unpaid work and care for their children are increasing. Important education, healthcare and social welfare measures are implemented on a nationwide basis. Furthermore, priority is also given to disadvantaged citizens and those living in remote areas. The government attaches great importance to the diverse cultural needs of indigenous people, the Hakka population and new immigrants, and it aims to ensure that women living in rural and urban areas receive services of equal quality.

Below we expound on the steps taken by the government to ensure the rights of rural women with respect to the following four aspects: awareness of equal rights and participation in decision-making and community activities; livelihood, property and economic opportunities; health, education and social welfare programs; and proper living conditions and climate change.

Awareness of Equal Rights and Participation in Decision-Making and Community Activities

Current Status

14.1 Taiwan's female rural population consists of those engaged in agricultural activities and livestock farming, members of indigenous communities, Hakka people and new immigrants. The total number of women in these four groups, as well as their share of the total number of people in their respective groups, is as follows: 1.4 million (47.2% of the total farming population); 270,000 (51.1%); 2.01 million (47.9%); and 436,000 (92.9%). Please see the population statistics in Figures 14-1 to 14-5 for more information.⁹⁹

14.2 Rural women are able to participate in the development of agricultural policies through relevant organizations. The percentage of women serving

⁹⁹ This article is in response to recommendations 2 and 3 by Singaporean expert Dr. Anamah Tan for the Initial Country Report.

as executive directors in Farmers' and Fishermen's Associations is on the rise, although their participation in the decision-making process remains low. Relevant statistics for 2012 are as follows:

- 14.2.1 Farmers' Associations had 290,962 female members (30.63% of the total); 520 member representatives (4.2%); and 74 directors and supervisors (2%). The number of executive directors increased from 46 in 2009 (15.23%) to 47 in 2012 (15.56%).
- 14.2.2 Fishermen's Associations had 193,483 female members (49% of the total); 110 member representatives (7.8%); and 21 directors and supervisors (3.4%). The number of executive directors increased from nine in 2009 (22.5%) to 10 in 2012 (25%).
- 14.2.3 Irrigation Associations had 1,475,023 members, who were predominantly male. A detailed analysis of the gender ratio of the members has not been done. Irrigation Associations had 357 association committee members, 13 of whom were female (3.64%); all 17 chairpersons were male.
- 14.2.4 None of the Farmers' Associations impose gender restrictions on their members, although the percentage of female members of Farmers' Associations was relatively low. The reason is that women constitute a relatively small proportion of the agricultural and forestry communities (28.89%), and few women apply for membership in these organizations. The numbers of male and female members in Fishermen's Associations are similar. As for Irrigation Associations, as members are required to be owners or lessees of arable land, and as traditionally land is inherited by men, the members of Irrigation Associations are predominantly male.
- 14.3 Since the 1950s, home economics classes have been organized for women in rural areas, helping them gain expertise and knowledge in methods of production. Through the guidance provided by the staff of Farmers' and Fishermen's Associations, their quality of life has been enhanced and their ability to manage their operations has improved. As of 2012, 93,634 people had participated in Farmers' Associations' home economics classes nationwide, with women accounting for 99.4% of the total students. There were also a total of 8,092 participants in Fishermen's Associations' home economics classes in the country, all of them women.

Specific Measures

- 14.4 In 2010, the National Conference of Rural Women was held for the first time. Organized by agricultural, internal affairs, labor affairs, indigenous affairs and youth counseling agencies of the government, the conference's main theme was "production, living and ecology." Nearly 500 rural women and representatives of female organizations were invited to attend the meeting. They explored female leadership in agriculture from the perspectives of agricultural resources and ecological environment, as well as business development and gender awareness. The competitive advantages of rural women in Taiwan in the 21st century were recognized, and the participants gained the professional expertise necessary for a successful career while also becoming a stabilizing force in rural communities.
- 14.5 In 2012, the government organized the special exhibition *Rural Women in Taiwan* (simultaneously displayed at TECO New York), as well as the Rural Women's Forum. They showcased the roles and development of rural women in a society with both traditional and modern values. Close to 100 rural women participated in the forum discussions, and 11 of them were specially recognized by the ROC President.
- 14.6 To raise awareness of gender equality among rural women and enhance their leadership abilities, and to improve the understanding of gender equality among civil servants in governmental agriculture agencies, the government has organized gender mainstreaming courses and advocacy sessions, as well as offered courses to women in indigenous communities on safety awareness, gender empowerment and legal rights. In 2011, a rural women leadership development program was first launched. And the end of 2012, there were 2,296 instances of rural women trained. The government has also established a database for indigenous female opinion leaders through leader training programs, and from time to time the government invites these leaders to attend women's communication platform meetings to discuss issues relevant to indigenous communities. This enables women to exercise influence.
- 14.7 To encourage community residents and rural women at the grassroots level to participate in local development, the government continues to promote

the Manpower Training Plan for Rural Rejuvenation, as well as the New Hometown Community Empowerment project. From 2009 to 2012, these projects were allocated budgets of NT\$1.60 billion (US\$51.57 million) and NT\$838.8 million (US\$27.11 million), respectively. For the Manpower Training Plan for Rural Rejuvenation, the percentage of female participants increased from 42% in 2009 to 48% in 2012. Women made up 46% of all representatives, and the percentage of women who received recognition was 43.33%. With regard to programs that received subsidies under the New Hometown Community Empowerment project in accordance with the Guidelines on Subsidies for Community Development, 53% of participants were female. This shows that rural women have become a major force behind the regeneration of rural communities, and that they are now pillars of their communities.

- 14.8 In order to highlight the influence of rural women on the development of their communities, the government introduced the Rural Area Specialty Home Economics Class Competition in 2011. The class president of the winner of the 2012 National Specialty Home Economics Class Competition—Taitung County's Donghe Township Home Economics Class—even attended the 56th NGO Committee on the Status of Women (NGO CSW) held at the United Nations headquarters. She shared with the international community the results that have been achieved by rural women through guidance provided by the ROC government. In addition, the Tiao Gu Zhen Specialty Home Economics Class from Pingtung City, whose members are predominantly female, broke with tradition and performed the *Tiao Gu Zhen*, a dance in which the performers dance in a special formation accompanied by drums. This dance was traditionally performed by men at temple fairs, thus establishing a model for rural women's self-assertion.

Difficulties in Implementation and Directions for Future Efforts

- 14.9 Article 14 of the Farmers Association Act requires that "Each farm household may have only one (1) membership of a Farmers' Association." If another member of the same household wishes to join the Farmers' Association, he or she may do so by forming a separate household at the

same address. However, in order to prevent the provisions of this article from becoming an obstacle to women's membership in Farmers' Associations, an amendment to the act will be drafted by July 2014. A meeting will be convened to discuss the regulatory implications and to reach a consensus on the scope of the amendment. It is expected that the amendments to the act will be completed in 2015.

- 14.10 To address the issue of inadequate involvement by women in the decision-making process within Farmers', Fishermen's and Irrigation Associations, CEDAW and gender mainstreaming concepts will be incorporated into the education programs offered by the associations. This will help encourage participation in decision-making by rural women. The option of Farmers' and Fishermen's Associations with higher ratios of female officers receiving priority for government grants has also been studied. The purpose of this would be to increase the ratios of female officers. In addition, the government is planning to conduct gender analysis of Irrigation Associations for policy-making purposes.
- 14.11 In order to increase women's participation in decision-making processes, the government continues to encourage communities to introduce gender equality concepts and practices through the Guidelines for Community Empowerment Awards and Grants. The government also encourages the community development committees of local governments to adhere to the principle that each gender shall constitute at least one-third of the committee members.
- 14.12 To enhance women's sense of identity, as well as their self-confidence, and to create a vision for the future for rural communities, the mission of each task force committee will be evaluated and, if appropriate, female representatives from rural communities will be invited to become members. The government has also expanded the scope of the Empowerment Program for Rural Regeneration to publicize women's important contributions to rural regeneration. In addition, the government has made gradual adjustments to home economics classes and training courses in order to encourage participation by men, so that gender stereotypes can be eliminated, including in employment.

Livelihood, Property and Economic Opportunities

Current Status

- 14.13 Livelihood: With the increasing pace of urbanization, as well as flourishing commercial and industrial development, the rural population is decreasing. Therefore, women have become the center of many rural households in terms of financial responsibility. In Taiwan, 630,000 women work in the agricultural sector (40.34% of the total agricultural population). Another 30,000 women work in the fishery sector (25.25%). They are mainly self-employed. In addition, 80% of the members in this group do not earn a fixed income, and in fact 550,000 rural women are engaged in unpaid work. The production output by these self-employed agricultural workers is already included in the GNP (Table 14-1). In over 99% of all agricultural households, women are responsible for domestic work. This shows that rural women play an important role in both agricultural production and household labor.
- 14.14 Land ownership¹⁰⁰
- 14.14.1 In Taiwan, men and women have equal inheritance rights in accordance with the law. However, except for matrilineal communities among indigenous people, where women enjoy higher status in terms of inheritance, it is often the case that women agree to abandon their right to inheritance. Between 2009 and 2012, although female land ownership grew every year, men's ownership of land remained 1.89 times that of women. The total area of land owned by men and the corresponding value were 2.70 times and 1.76 times, respectively, of that owned by women. This shows that there are still issues to be addressed (Tables 14-2 to 14-4). Please see Article 15 for further details on women's inheritance rights.
- 14.14.2 According to data obtained by random surveys of agricultural households, 86.4% of all farmers have 100% ownership of their arable land. Only 8.6% of farmers have partial ownership of their land, and 5% of them do not own any arable land at all. Currently, the Land & Property Record eService database does not yet include information on arable and non-arable land, and therefore statistics on the ownership of arable land by

¹⁰⁰ This article is in response to recommendation 7 by Singaporean expert Dr. Anamah Tan for the Initial Country Report.

gender remain unavailable.

- 14.15 Organizing cooperatives and production/marketing groups
- 14.15.1 The ROC Constitution stipulates that "cooperative enterprises shall receive encouragement and assistance from the State." Through the power of mutual assistance and cooperation, members are able to resolve difficulties in production, distribution and consumption. As of 2012, female members of agricultural cooperatives and cooperative farms totaled 30,944 (18.48% of the total), an increase of 3,699 (or 17.46%) over 2009. The number of female members in rural credit unions totaled 67,833 (or 51.53%), an increase of 27,351 members (67.56%) over 2009.¹⁰¹
- 14.15.2 The Indigenous Peoples' Employment Rights Protection Act stipulates that "the government shall provide guidance to the indigenous people in the establishment of various indigenous cooperatives based on the work habits of indigenous groups so that various work opportunities can be developed." In 2012, there were 286 indigenous worker cooperatives, with only 86 in normal operation (about 30%). Members of the worker cooperatives are employed mainly in labor-intensive industries, and therefore the members were mainly men. Female members accounted for 2,754 (36.41%).
- 14.15.3 Production/marketing groups are organized voluntarily by farmers to increase their business scope, with assistance and guidance provided by government agencies. Rural women can freely organize their own groups, or join existing ones. In 2012, there were a total of 6,267 farmers' production/marketing groups, with 15,700 female members (12.3%), an increase of 1,240 members over 2009. There were 386 (6.8%) female leaders, an increase of 85 over 2009. There were 216 fishery production/marketing groups, with 2,840 members (gender breakdown unavailable). There were 16 female leaders (6.8%), an increase of 13 over 2009.
- 14.16 Sales channels¹⁰²
- 14.16.1 A network of distribution channels has been established to assist farmers in

¹⁰¹ This article is in response to recommendation 9 by Singaporean expert Dr. Anamah Tan for the Initial Country Report.

¹⁰² This article is in response to recommendation 8 by Singaporean expert Dr. Anamah Tan for the Initial Country Report.

marketing their agricultural products. In addition to forming production/marketing groups for collaborative marketing activities, farmers can also supply their products to wholesale markets within their communities, or they can supply their products directly to channels such as discount warehouses and supermarket chains. Farmers can also take advantage of online shopping websites to advertise and market their agricultural products. Rural women can, based on their needs, choose appropriate distribution channels.

14.16.2 A total of 22 Permanent Housing Base Stores and Indigenous Cultural Heritage Museums, as well as other institutions, offer indigenous farmers sales channels for their agricultural products and handicrafts. Guidance is also provided to indigenous communities that are visited by a large number of tourists, so as to help them set up local holiday fairs and bazaars.

14.17 Loans: Rural women who apply for loans do not need permission from men, including their husbands. Guarantees for a loan will be determined by the institution responsible for processing the loan application based on credit-related provisions and a review of the credit status of the applicant. If the applicant has insufficient collateral, guarantees will be provided by an agricultural credit guarantee organization upon receiving a request from the credit processing institution, as required by Article 9 of the Agricultural Finance Act. For additional information on the loans for farmers and fishermen, as well as loans available through the Comprehensive Development Fund for Indigenous Peoples, please see Article 13.

14.18 Technical training

14.18.1 The government has introduced a series of training courses, such as the Plan for Improving Rural Women's Production and Living Ability, the Skills Training Program for Women in Fishing Villages, and the Tian Mama Program, in the hope of helping participants increase their income. The government allocated a total of nearly NT\$300 million (US\$9.7 million) between 2009 and 2012 for the abovementioned programs, about 8% of the total budget allocated for providing guidance to farmers' organizations (Table 14-5).

14.18.2 Based on the Guidelines for Providing Grants and Guidance to Rural

Women Pursuing Sideline Occupation, the government provides guidance to rural women who pursue additional career options to earn extra income, including: facilitating household work, family care and meal delivery services; developing rural delicacies (in conjunction or in coordination with leisure agriculture and B&B operations); processing regional agricultural products and developing rice and noodle dishes; and promoting local handicrafts. As of 2012, a total 140 home economics classes had been held, with 1,207 women (91.2%) participating; nearly NT\$1.6 billion (US\$51.71million) in revenues were created between 2009 and 2012.

- 14.18.3 Utilizing agricultural by-products to develop handicrafts as part of the Arts and Crafts by Rural Women project, over 300 innovative products were developed between 2009 and 2012.
- 14.18.4 The Indigenous Arts Research Center provides entrepreneurial training courses on organic and traditional agriculture, specialty meal catering business, and other areas to indigenous people, who are also encouraged to return to their homeland to start new businesses. Between 2009 and 2012, subsidies were provided to local governments to organize vocational training for members of indigenous communities, and a total of 3,887 persons participated (including 2,524 women, or 64.93%).
- 14.18.5 The Specialty Culture Value-added Industry Development Plan subsidizes civic organizations and local governments in providing guidance and training to members of the Hakka community. The purpose is to develop industries with Hakka characteristics and to provide women, senior and middle-aged citizens, as well as new immigrants in local Hakka communities, with courses and training on a variety of topics. In 2012, 2,927 persons participated in the training programs for a number of business sectors, of whom 2,064 were women (70.5%). Between 2009 and 2012, 704 persons from local Hakka organizations and communities received training, including 351 women (49.85%).
- 14.18.6 The Multiple Employment Project offers priority to senior and middle-aged citizens, family breadwinners, persons who have returned to the job market, and victims of domestic violence. Between 2009 and 2012, a total of 21,616 persons were employed, including 9,993 living in remote

areas (46.2%); women (6,855) constituted the majority of the beneficiaries (68.6%).

Specific Measures

- 14.19 To encourage rural women's participation in cooperatives and credit unions, the government engaged the Homemakers Union Consumers Co-op in 2012 to provide five sessions for women. Topics included the planning of cooperatives focused on local specialty products, culture, tourist attractions, and other aspects relevant to local communities. In addition, the Credit Union Empowerment—Civilian Bank pilot program was also carried out to provide assistance to disadvantaged groups, including indigenous people, new immigrants, mid- and low-income families and single-parent families, based on microfinance concepts. Non-governmental organizations and local governments were asked to make recommendations and bring together suitable credit unions to conduct and participate in asset accumulation, microinsurance, empowerment courses and volunteer services. When loans were needed, these credit unions are responsible for processing and approving loan applications. Initially, the pilot project was implemented in Taichung City, Nantou County and Changhua County, which resulted in a total of 51 cases in the pilot phase (involving 44 female participants, or 86%).
- 14.20 To resolve indigenous entrepreneurs' problems with operating cooperative businesses and to enhance their entrepreneurial competitiveness, the government introduced the Indigenous Cooperatives Guidance Program in 2012 (a three-year plan) by providing incentives and subsidies, as well as engaging professional teams to provide consultation. In addition, in 2010 the government also launched the Indigenous Entrepreneurs Incubation Project (a four-year plan) and selected one university from each of the four regions of Taiwan—northern, central, southern and eastern—to form Indigenous Entrepreneurs Incubation Centers, which are charged with fostering cultural creativity and the development of organic agricultural products, as well as assisting women from indigenous communities in starting their own businesses. As of 2012, a total of 21 people were selected, of whom 14 were female (66%). Currently, six companies have

been established under the program and are in operation.

- 14.21 To assist with the marketing of agricultural products in overseas markets, the government sponsors members of trade and industry associations to participate in international exhibitions. In 2012, the percentage of women participating in such exhibitions was 45%, an increase of 13 percentage points over 2009. The government also sponsors trade and industry associations to organize overseas exhibitions, and the female participation rate in 2012 was 65%, an increase of 28 percentage points over 2009. In addition, the government organizes training courses for agricultural and trade professionals, and in 2012 the percentage of female trainees was 42%, up seven percentage points from 2009. Agricultural exports increased annually, going from US\$3.28 billion in 2009 to US\$5.08 billion in 2012.¹⁰³
- 14.22 To provide entrepreneurial opportunities to people in rural areas and encourage urban dwellers originally from rural areas to return to their homelands, the government introduced the two-year Hakka Industry Innovation and Incubation Program in 2012, bringing together universities and industry consulting organizations to provide training to young people from Hakka communities on basic entrepreneurial skills, and to assist Hakka-operated businesses in creating innovative Hakka specialty products. In 2012, 70 members from the Hakka community received training, 41 of whom were female (58.6%).

Difficulties in Implementation and Directions for Future Efforts

- 14.23 To further educate the public on the need for a reasonable and equitable division of household chores between men and women, so that the burden on rural women can be alleviated, the government conducted a survey in 2013 on how women in farming communities utilize their time. The government also continues to conduct the Agricultural, Forestry, Fishery and Husbandry Census and collect gender-related statistics, as well as carry out data analysis. The purpose is to highlight the contributions made by women in farming communities through their work in the

¹⁰³ This article is in response to recommendation 8 by Singaporean expert Dr. Anamah Tan for the Initial Country Report.

non-monetized sectors of the economic system, so that appropriate decisions can be made with regard to policy planning and resource allocation.

- 14.24 To ensure sound land policy planning and resource allocation, the government will categorize different classes of arable land and establish a database that records the gender of farmland owners.¹⁰⁴
- 14.25 To facilitate women's participation in agricultural cooperatives, the government has developed and conducted basic and advanced cooperative business courses for women. The government also continues to protect indigenous women's livelihoods and economic interests in a substantive manner through the Indigenous Cooperative Business Guidance Program.¹⁰⁵
- 14.26 To care for society's disadvantaged groups, the government plans to expand the Credit Union Empowerment—Civilian Bank pilot program to include additional cities and counties in 2014 (e.g. Hsinchu, Chiayi, Kaohsiung and Pingtung). The program brings together resources from local governments and non-profit organizations to facilitate women's participation. The government has also planned to amend the Cooperatives Act in order to create more employment opportunities for women.
- 14.27 To broaden opportunities for women to participate in the production and marketing of agricultural products, apart from encouraging and helping rural women and young women farmers to participate in production/marketing groups and joint marketing efforts, the government is planning to give priority to women in future production/marketing measures. The government will also collect gender statistics on fishermen's production/marketing groups to serve as the basis for promoting new policies.

¹⁰⁴ This article is in response to recommendation 7 by Singaporean expert Dr. Anamah Tan for the Initial Country Report.

¹⁰⁵ This article is in response to recommendation 9 by Singaporean expert Dr. Anamah Tan for the Initial Country Report.

Health, Education and Social Welfare Programs

Current Status¹⁰⁶

- 14.28 Agricultural households have a higher percentage of elderly people (20.5%) than the nationwide figure (11.2%). On the other hand, the percentage of children, young adults and prime of lifers in agricultural households is lower than the national average. Additionally, the agricultural production and labor population is aging and has a rising percentage of female members. Women are the primary caregivers in agricultural families. However, women in rural households are mostly middle-aged and senior citizens, with the elderly population accounting for 21.8% (Tables 14-6, 14-7). The average life expectancy of women is five to eight years higher than that of men in each region, and the ratio of widowed persons is the highest in central, southern and eastern Taiwan, which have more rural households. Therefore, protecting the economic security of elderly women in rural areas and providing welfare services are increasingly important (Tables 14-8, 14-9). On the other hand, new immigrant women now supplement the labor force in rural areas. New immigrant women and their children also provide relief to the otherwise aging population in rural regions.
- 14.29 The male-to-female ratio of the indigenous population is currently 95.7, which is lower than the nationwide figure (100.6). The reason is that the indigenous population has an average life expectancy 8.89 years lower than the national average. The percentage of elderly people is only 6.2% and that of children is 21.4%, higher than the nationwide figure (14.7%) (Tables 14-10, 14-11). The 2012 edition of the *Report on the Survey of Family Income and Expenditure* shows that there are 103,655 indigenous households with children raised by grandparents, which is quite high due to families where parents have divorced, been involved in accidents, or left their communities to work in cities. In addition, as the indigenous people's homelands are generally in remote areas and therefore less accessible, it is difficult to set up nurseries and preschools there due to geographical and

¹⁰⁶ Articles 14.28–14.33 are in response to recommendation 1 by Korean expert Heisoo Shin in the Initial Country Report. Articles 14.28 and 14.29 are in response to recommendation 3 by Singaporean expert Dr. Anamah Tan.

staffing issues. Small schools in remote villages are also facing the prospect of low enrollment.

14.30 The life expectancy of indigenous women is 75.3 years (Figure 14-6), which is lower than the nationwide figure for the female population. The four leading causes of death for indigenous women are malignant tumors, heart disease, diabetes and cerebrovascular diseases, with eastern Taiwan having the highest mortality rates in the country. For infant mortality rates, there are generally no significant differences between the genders, although eastern Taiwan has the highest rate. For maternal mortality rates, as the number of deaths each year is low, the year-by-year changes are more volatile. Central Taiwan has the highest maternal mortality rate, and eastern Taiwan has the lowest. The number of physicians per 10,000 persons is 17.21 nationwide. However, in remote mountainous and offshore islands, the number is only half of the national average (i.e. 8.36/10,000). Moreover, most townships in mountain areas do not have access to hospitals (Tables 14-12 to 14-15).

14.31 Health

14.31.1 Workers in the agriculture and fishery sectors are classified as Category 3 insured persons in accordance with the provisions of the National Health Insurance Act. They take part in the NHI program through their respective Fishermen's, Farmers' and Irrigation Associations. Members of associations are all insured and enjoy premium discounts. As of 2012, the number of insured people was 1.76 million.

14.31.2 In all regions of Taiwan, more than 93% of pregnant women subsequently giving live births undergo at least four instances of prenatal care. The preventive care utilization rate for adult women is 36.7%, higher than that of men (29.7%). The utilization rates for both prenatal and adult preventive care are the lowest in eastern Taiwan, where there are large concentrations of indigenous people (Tables 14-16, 14-17).

14.31.3 The Ten-year Program for Long-term Care has established a long-term care service delivery model, which provides disabled senior citizens with a wide variety of services. When the program was first introduced in 2008, it was able to serve 2.3% of the disabled senior citizen population. This number increased to 27% in 2012. Between 2010 and 2012, the number of

female primary caregivers utilizing the respite care service was rising each year in northern, central and southern Taiwan. However, utilization of respite care in eastern Taiwan is noticeably lower than those of other regions, the reason being the inadequate manpower in that region (Table 14-18).

14.32 Education

14.32.1 Taiwan has nine-year compulsory education, along with dropout prevention, tracking and education resumption measures, and guidance mechanisms. In 2012, the average enrollment rate of school-aged children was 99.57%. In terms of level of education, the illiteracy rate of the population aged 15 and above has been declining over the years to the current 1.7%. For women between the ages of 15 and 44, the literacy rate exceeds 99.9%. Illiterate persons are mainly elderly women over the age of 65; they make up 19.2% of that category, which is 16.6 percentage points higher than that of men. In particular, offshore islands (Lienchiang County) have the highest illiteracy rate in this category (59.60%) (Table 14-19).

14.32.2 In Taiwan, 68% of women have had at least senior high school education, which is 6.7 percentage points lower than that of men. For agricultural households, the level of education attained for persons aged 15 and above is lower than the national average; women who have had at least a senior high school education is 47% (eight percentage points lower than that of men).

14.33 Social welfare programs

14.33.1 In 2012, the income gap between agricultural households and the national average narrowed to 0.85 from 0.77 in 2001. The average income of agricultural households was NT\$1 million (US\$32,320.62). Although this was lower than the national average of NT\$1.18 million (US\$38,138.33), living standards were generally lower in rural regions compared with urban areas. On average, each agricultural household spent NT\$630,000 (US\$20,361.99) per year (cf. national average of NT\$730,000 (US\$23,594.05)) (Tables 14-20, 14-21).

14.33.2 In 2010, the average income of indigenous families was NT\$500,000 (US\$16,160.31), which was only 46.3% of the national average. The

average disposable income of indigenous families was NT\$460,000 (US\$14,867.49), which was only 51.6% of the national average. Approximately 58.2% of indigenous families were living under the poverty line in terms of available living expenses per person per month.

Specific Measures

14.34 Health

- 14.34.1 To ensure that rural women are able to obtain healthcare close to where they live and of the same quality as their urban counterparts, the government re-designed the healthcare map of the Taiwan Area in 2011 based on the administrative regions. The new configuration has six primary healthcare districts, which are further divided into 17 secondary and 50 tertiary healthcare districts. As of 2012, most of the healthcare districts have achieved the target (i.e. 35 general acute care beds per 10,000 people). Except for Dawu Township and two tertiary districts in Chenggong in Taitung County, all healthcare districts have regional-class hospitals.
- 14.34.2 In 2010, the government started to provide subsidies to public healthcare centers in indigenous areas to expand and upgrade their medical facilities and equipment. As of 2012, two centers were rebuilt or expanded, 71 were renovated, and 632 pieces of medical equipment and instruments were added. The government has also advocated the sharing of the Healthcare Information System (HIS) and Picture Archiving and Communication System (PACS) by communities in mountain areas and offshore islands. As of 2012, 55 public healthcare centers had completed the implementation of HIS and 32 had also completed PACS. These systems connect to health departments' databases for further analysis. The government has also provided incentives to 17 hospitals in remote mountain areas and offshore islands to establish 24 special care centers for six major categories of acute care patients.
- 14.34.3 The government has promoted the National Health Insurance's Integrated Delivery System (IDS) for mountain areas and offshore islands, as well as the Improvement Program for Regions with Inadequate Medical Resources, for western medicine, traditional Chinese medicine, and dental care. These

programs encourage hospitals to conduct tours of remote and rural areas to offer specialist (including maternity) care, provide Pap tests for women between 20 and 30 years of age, and visit patients who suffer from limited mobility or illness. The government has also introduced the Telemedicine Outpatient Services Improvement Plan for Indigenous Mountain Townships, which involves seven public healthcare centers in indigenous mountain townships offering telemedicine outpatient services. In 2011, 30 outpatient sessions per week were provided, including 12 different sub-specialty medical services. In 2012, township residents were also able to take advantage of a service that allows them to receive care from multiple hospitals at the same time through the use of the latest technologies.

14.34.4 In 2012, the government introduced the Implementation Program for Assisting Indigenous People to Apply for Public Assistance and Increasing Their Rate of Participation in National Health Insurance. By using diverse means of promotion, as well as notification and guidance measures, the government has been able to provide the necessary social welfare and public assistance for economically disadvantaged citizens in indigenous communities. As of the end of 2012, the number of indigenous people who had had their NHI cards temporarily suspended was reduced to 11,405, and the percentage of indigenous people covered by insurance had increased to 99.20%. The government has also implemented the National Health Insurance Medical Services Enhancement Plan for Regions with Insufficient Medical Resources, which ensures that 24-hour emergency medical services, as well as regular surgical, internal, outpatient, inpatient, ob-gyn and pediatric medical services, are available to citizens living in remote mountain areas and offshore islands. A total of 66 hospitals have participated, of which 41 provide ob-gyn inpatient and outpatient services.

14.34.5 To foster the development of community-based long-term care services, and to increase the number of medical professionals in remote areas, as of 2012 the government had established 13 long-term medical care services locations in remote areas. The government has also been actively involved in training local practitioners in rural and indigenous areas. Thus far, 807 healthcare professionals are working in these areas, including 422

physicians, 63 dentists, 233 nurses and 89 medical support professionals. In particular, medical school graduates on government scholarships have received specialty training in the following areas: family medicine, internal medicine, surgery, obstetrics and gynecology, pediatrics and emergency medicine.

14.34.6 To encourage women in indigenous communities to take advantage of available prenatal and adult preventive care, the government started a study on the correlation between health behavior and reproductive functions among indigenous women of childbearing age (a two-year research project) in 2011. In 2012, the government began to provide enhanced guidance and consultation services on reproductive health to indigenous women aged between 20 and 49, as well as general health guidance to children under the age of two. In 2011, the government compiled and published the *Adult Preventive Health Services Handbook for Indigenous Peoples*, copies of which were distributed to members of indigenous communities who qualified for adult health examination services. The purpose is to educate the public on preventive healthcare and health management.

14.34.7 To help members of indigenous communities and rural women create a healthy and supportive environment, the government introduced the Tribal Community 3H Dynamic Engineering Pilot Project in 2012 and implemented the Healthy and Safe Indigenous Community—Accident and Injury Prevention Plan. The government also began the Indigenous Tribal Community Senior Citizen Day-care Station Implementation Plan in the same year and proceeded to establish 80 stations, which have benefited 2,351 elderly women (69.35%). In addition, the government introduced the Living Conditions Improvement Plan for Senior Citizens in Rural Communities, so as to provide elderly residents with courses on nutritional meals, preventive care against infectious diseases, climate change, gender equality and life adaptation. Elderly women participated 29,372 times (82.75%). For healthcare measures directed at new immigrants, please see Article 9.

14.35 Education

14.35.1 The government completed the compilation of the *Adult Textbooks for*

Basic Literacy series in 2011. The series of textbooks were made available on the Internet in 2012 to allow self-study by the public. Taking into consideration the urban-rural resource gap, the government has introduced subsidies to local governments to offer basic education courses for adults. The government has also taken advantage of idle classrooms in elementary and secondary schools to establish multipurpose community learning centers, which offer computer-related courses. In addition, the government has set up 225 Active Aging Learning Centers (AALC) for senior citizens across urban and rural areas. Participants of AALCs can be found in 217 cities, districts and townships across the country. A total of 643,752 women (72%) have participated in courses offered by these centers.

- 14.35.2 In 2010, the government started to select about a dozen tribal community library information stations each year to organize IT knowledge and skills development training courses aimed at indigenous people. As of 2012, 1,056 women (72.53%) had participated. In 2012, the government was able to achieve a breakthrough in education and training, and introduced the Guidelines for Subsidizing Indigenous Tribal Community Colleges. The government can now provide funding to each indigenous community college based on its local characteristics and heritage. The funding offers communities an opportunity to pass on their cultural heritage. It also fosters innovation and provides programs on indigenous language learning, business management, social affairs, human rights, gender issues, as well as health promotion and care. Between 2009 and 2012, a total of 29,264 women completed programs at these community colleges (74.52%).
- 14.35.3 To help children of farmers and fishermen to successfully complete senior high school, as well as tertiary education, the government provides them with scholarships and financial assistance. In 2012, these scholarships and assistance amounted to NT\$1.36 billion (US\$43.82 million), with a total of 103,502 payments made to women (57.8%), who received a total of NT\$794.17 million (US\$25.67 million) (58.6%).
- 14.35.4 In 2012, the government introduced the Subsidy Program for Teaching and Nursing Service Centers in Indigenous Communities, so as to establish teaching and nursing service centers and provide education and care for preschool children. Additionally, the Subsidy Program for Babysitter

Training in Indigenous Communities was implemented, and as of 2012 it had assisted in the establishment of 23 preschools, with a total of 196 children. Local governments also received assistance in establishing public preschools; as of 2012, a total of 292 preschools had been established and attached to elementary schools in indigenous communities, accounting for 82.95% of all elementary schools in indigenous areas. To protect the right to education for students in rural areas following school mergers, assistance is provided for transportation (for trips less than 30 minutes by car), boarding, life adjustment, and academic learning. The sites of former schools are repurposed.

- 14.35.5 To provide assistance to families with children raised by grandparents, the government has introduced the Community Care Services Project for Underprivileged Children and Youth, which brings together resources from local governments, as well as social welfare institutions, to encourage the community to share the responsibility of raising children and to raise parenting skills. In 2012, 107 programs received government subsidies, and 343,604 service instances were provided.
- 14.35.6 For government assistance to new immigrants to learn local languages and adapt to their families and the local communities, please see Article 9.
- 14.36 Social welfare programs
 - 14.36.1 For welfare resources made available to ensure the economic security of elderly women and women in farming communities, mid- to low-income families, and families in hardship, please see Article 13.

Difficulties in Implementation and Directions for Future Efforts

- 14.37 In order to make medical resources and facilities accessible to citizens living in indigenous areas and offshore islands, the government has continued to allocate funds over the years to upgrade the healthcare infrastructures in indigenous areas and offshore islands, in terms of both facilities and services. Between 2012 and 2016, it is expected that public funding will be made available to provide scholarships to 206 students from indigenous areas and offshore islands in order to train them to become medical professionals. They will also be offered opportunities to receive continued education. In addition, to support the Golden Decade

National Vision Plan, the government is committed to the construction of comprehensive healthcare and digital ICT infrastructures, telemedicine and long-distance healthcare, as well as personal health information cloud systems, in remote communities, so as to make localized healthcare services available to citizens. The government continues to promote long-term care service networks and increase service locations in remote areas, so as to promote a balanced development of long-term care resources.

- 14.38 The government continues to establish AALCs in districts, townships and cities across the country. It has also introduced the concept of One Town One Product (OTOP) to provide learning experiences by combining elements from local industries, culture, art and the natural environment. The purpose is to enable elderly women to learn through a wide variety of channels. Taking advantage of an educational priority zone project, and using community preschools, the government is able to meet the educational needs of children in remote areas. The government also gives priority to children from indigenous communities, children from mid- to low-income families, and children with disabilities in terms of receiving educational services. In addition, the government has expanded the service to include all 22 administrative regions of Taiwan and introduced a nationwide family education support project. The project provides educational activities to families with insufficient means, with priority given to parents, guardians or persons who are the primary caregiver in remote areas. The purpose is to provide support to less prepared or equipped families, such as those with children raised by grandparents.
- 14.39 Advocating an active aging lifestyle for rural elderly women
- 14.39.1 Taking advantage of the 24 rural community service centers across the country, the government enlists the help of women who are members of local farming communities, such as students of Farmers' Associations' home economics classes, to volunteer their time to make telephone calls to local senior citizens, provide consultation on health promotion and long-term care, make hospital referrals, and conduct outreach visits.
- 14.39.2 The government continues to work to improve living conditions for senior citizens in rural communities. It has established a rural community care

network, which brings together AALCs and community care centers in rural and remote areas to provide elderly women with the opportunity to participate in active aging activities.

Proper Living Conditions and Climate Change

Current Status

- 14.40 Taiwan's postal services, electricity, running water, public transportation and other essential services are accessible on a nationwide basis. As of 2012, the supply of electricity is near universal, and water supply reaches 92% of all households. However, there exists a large gap between rural and urban areas in terms of the availability of public services. In indigenous communities, which are located mainly in remote areas, it remains difficult to build infrastructures for running water. Furthermore, because of the low population density in remote areas, services such as telecom and passenger transport are not widely available due to lower economic incentives. In addition, in the event of a natural disaster, any telecom or bus services that are available will easily be interrupted. The *Report on Individual/Household Digital Opportunity Survey 2012* indicates that women use information technology less often than men: 75.2% of women 12 years of age or above have used computers, and 69.5% have used the Internet. These figures are 5.6 and 7.0 percentage points lower, respectively, than for men. Therefore, it is now more important than ever to promote a balanced development between urban and rural areas and to ensure that women in rural and remote areas have access to services that are of the same quality as those available in urban areas.¹⁰⁷
- 14.41 Global warming and climate change can be especially devastating to agriculture. Taiwan is located in a region where typhoons and earthquakes occur very frequently and sometimes cause catastrophic results. Data suggests that natural disasters and extreme weather conditions will become more and more common. Between 2005 and 2012, there were 3,241 casualties due to natural disasters; women accounted for 44.12% of these casualties. Typhoons form the majority of natural disasters occurring in

¹⁰⁷ This article is in response to recommendation 1 by Korean expert Heisoo Shin for the Initial Country Report.

Taiwan, and deaths caused by typhoons are mainly the result of people being trapped under debris during mudslides. Therefore, disaster prevention and relief plans expressly call for priority evacuation for the elderly, infants and young children, pregnant women, women in postnatal care, people with disabilities and other disadvantaged persons. The plans also call for annual surveys of people who require special assistance during disasters and those living in areas prone to mudslides. If and when disasters strike, these people can be evacuated to safety in a timely manner.

Specific Measures

- 14.42 The government aims to promote a balanced development between urban and rural areas, and to improve the quality of life of women living in rural and remote areas.
- 14.42.1 The government has allocated funds to promote rural regeneration plans and to improve living conditions of people in rural areas. As of 2012, a total of 1,455 rural regeneration-related construction projects, covering 950 rural communities, were approved.
- 14.42.2 The government provides fully subsidized bus services in remote areas. Between 2010 and 2012, a total of 3,032 routes were subsidized with NT\$3.4 billion (US\$109.89 million). No highway bus services have been suspended or cancelled due to lack of funding. The government has also provided funding to replace old vehicles used in highway and urban bus services, and priority is given to services in remote areas. As of 2012, a total of 2,220 buses were replaced, and the average age of bus fleets decreased from 10.82 years in 2009 to less than eight years. Women make up the bulk of bus passengers, and therefore they are the main beneficiaries of this policy.
- 14.42.3 The government has provided grants to indigenous communities to construct simple running water supply facilities. Between 2009 and 2012, NT\$1.1 billion (US\$35.55 million) was spent on the construction of 228 such facilities, providing water to 83.4% of communities. This measure has improved hygiene in communities and provided more convenience. It has also helped alleviate the burden on women in terms of household work.

- 14.42.4 In order to narrow the digital divide, the government has initiated a digital care development project for remote townships by establishing Digital Opportunity Centers and offering training courses in computer applications. In 2012, 61,641 people received training, 60% of whom were women. The government has also engaged telecom operators to construct broadband Internet infrastructures in remote communities, while sharing the losses resulting from the provision of services to these communities with the relevant telecom operators on a pro-rata basis. Between 2007 and 2012, a total of 177 broadband network construction locations were completed. The total length of fiber optic cables laid in remote areas was 542 km. In addition, the government also introduced a program to enhance women's IT capabilities and eliminate the gender-based digital divide. This program aims to improve the ability of women to utilize computer technology through appropriate measures and plans. It also subsidizes IT training courses provided by private organizations targeting women and members of disadvantaged groups.
- 14.43 Strengthening self-reliance systems for disaster prevention to help the agricultural sector combat climate change and other adverse trends¹⁰⁸
- 14.43.1 To enhance self-reliance systems for disaster prevention in rural areas, the government has created a series of disaster prevention awareness programs. With respect to areas prone to mudslides, the government has engaged related officials to monitor the possibility of mudslides in conjunction with local communities, as well as to dispatch disaster notifications and carry out evacuations in the event of actual disasters. In 2012, a total of 1,387 people received training on mudslide disaster prevention, 186 of whom were women (13.4%). The government has also planned temporary shelter for disaster victims, with special consideration given to the needs of women and members of disadvantaged groups.
- 14.43.2 The government has set up satellite telephones at locations in 55 indigenous townships across 12 counties and cities for emergency use (e.g. sending SOS messages), so that losses can be reduced to a minimum if disasters strike and normal communication links are down.

¹⁰⁸ This article is in response to recommendation 5 by Singaporean expert Dr. Anamah Tan for the Initial Country Report.

- 14.43.3 The government also provides subsidies for the development of crops that are more resistant to droughts, floods, heat, salt and pests, in order to improve the ability of the agricultural sector to combat adversities.
- 14.43.4 The government has also helped develop low-carbon footprint agricultural products and established a carbon emissions inventory system for the agricultural industry. The government encourages green consumption and promotes awareness of carbon reduction and energy conservation. Considering the role of rural women as the principal decision maker in family consumption and purchases, the government encourages local green consumption, reduced packaging for agricultural products, reduced energy consumption on transportation, as well as the use of energy-efficient and low-carbon appliances.

Difficulties in Implementation and Directions for Future Efforts

- 14.44 The government continues to promote rural rejuvenation plans, encourage greater participation by rural women, and meet the needs of elderly women in rural areas. The government also continues to subsidize bus routes serving remote areas and communities; provide funding to replace old vehicles and to purchase low-floor buses; provide broadband Internet access to rural communities and promote digital learning; provide simple water supply facilities to indigenous communities; and increase women's access to public transportation and Internet communication.
- 14.45 The government will promote the implementation of the Adaptation Strategy to Climate Change in Taiwan to formulate adaptive strategies for agricultural production and biodiversity. The government will also continue to provide enhanced training to rural women on self-reliance in disaster prevention, production and operational management and transformation, and ecological conservation. By employing advertisement posters and recommendations from local governments, women are recruited as disaster prevention officers, fire prevention advocates, and members of the Phoenix volunteer groups or other disaster prevention volunteer organizations. The government also actively promotes the carbon footprint labeling system and plans a low-carbon and sustainable homeland promotion program to establish four sustainable living

perimeters (north, central, south and east) around the island, and to develop a low-carbon, green economy.

Article 15

1. States Parties shall accord to women equality with men before the law.
2. States Parties shall accord to women, in civil matters, a legal capacity identical to that of men and the same opportunities to exercise that capacity. In particular, they shall give women equal rights to conclude contracts and to administer property and shall treat them equally in all stages of procedure in courts and tribunals.
3. States Parties agree that all contracts and all other private instruments of any kind with a legal effect which is directed at restricting the legal capacity of women shall be deemed null and void.
4. States Parties shall accord to men and women the same rights with regard to the law relating to the movement of persons and the freedom to choose their residence and domicile.

Introduction

Article 7 of the ROC Constitution stipulates that "All citizens of the Republic of China, irrespective of sex, religion, ethnic origin, class, or party affiliation, shall be equal before the law." Article 10 of the Constitution stipulates that "The people shall have freedom of residence and of change of residence." The following examines developments in Taiwan with regard to three main aspects: protection between men and women before the law, protection of equality between men and women in legal proceedings, and protection of equality between men and women in terms of personal movement and freedom to choose one's own residence.

Protection of Equality between Men and Women before the Law

Current Status

- 15.1 Equality in terms of legal capacity and capacity: The Civil Code stipulates that people reach adulthood at 20 years of age, at which point they have capacity, allowing them to sign contracts and dispose of their own property. The Civil Code also stipulates that men and women have equal legal capacity and capacity.
- 15.2 Equality established in the Law Governing the Application of Laws to Civil Matters Involving Foreign Elements: The effects of marriage involving a foreign national are based on the requirements established in the common national law of the husband and the wife. The governing law

for the property of a married couple shall be the national law of either the husband or the wife, or the law at the location of domicile, in accordance with a written agreement by the couple. A divorce shall be based on the common national law of the husband and the wife at the time of mutual agreement or court judgment. When there is no common national law, the law at the location of joint domicile shall be followed. When there is no law at the location of joint domicile, the law at the most relevant location to the marriage shall be followed. The status of a child shall be determined by the national law of the child, the mother, or the mother's husband; whether a child is considered born in wedlock is determined in accordance with the national law of the mother or father. The relationship between parents and children shall follow the national law of the children.

- 15.3 Equality in property rights: The Civil Code stipulates that property owners may freely use, benefit from, and dispose of their property and deny interference from others, so as to protect the equal rights between men and women over property. The Civil Code also stipulates that the husband and wife shall retain their own property, as well as manage and use, benefit from, and dispose of their property. In other words, the wife is entitled to manage, use, benefit from, and dispose of her property acquired before or during marriage.
- 15.4 Statistics of the Ministry of Finance show that the number of women receiving property as a gift in Taiwan is about 20% less than that of men, indicating that women have fewer opportunities to obtain property free of charge (Table 15-1). In 2012, there were a total of 5,395 cases in which inheritance tax was levied. Among them, female inheritors accounted for 32.6% and male inheritors 67.4%, indicating that men still account for a majority of inheritors.
- 15.5 Women's right to bank loans (See Article 13 for details on related statistics concerning bank loans granted to women):
 - 15.5.1 The credit reviews done by banks concerning loan applicants follows the "5 Ps," that is, people (credit rating), purpose (how the funds are used), payment (ability to repay the loan), protection (collateral or third-party guarantee), and perspective (overall consideration).
 - 15.5.2 The Banking Act of the Republic of China does not stipulate that

endorsement from a man (e.g. spouse) is required for a woman to obtain a loan.

- 15.5.3 For more information on how financial institutions are encouraged to value and reinforce protection of women's right to loans, please see Article 13.
- 15.6 Women's inheritance rights: Provisions in the Civil Code regarding inheritance demonstrate equality between men and women.
- 15.7 Statistics on petitioners for waivers of inheritance at district courts show that women accounted for 55.75% in 2009, 56% in 2010, 56.23% in 2011, and 55.98% in 2012. In other words, the ratio of women filing for waivers of inheritance has been higher than men (Table 15-2).
- 15.8 Women's legal rights not affected as a result of change to the domicile: When delivering administrative penalties, administrative institutions shall prioritize the domicile or workplace address that has been provided. If delivery fails, the permanent address may be tried. This is meant to avoid situations in which the legal rights of women are undermined as a result of administrative institutions delivering an official letter to their permanent address and women not receiving it because they have left their permanent domicile following incidents of domestic violence or other circumstances.
- 15.9 The Act for Ancestor Worship Guild was promulgated in 2008, which provides that ancestor worship guilds can no longer exclude women from succession if inheritance takes place following the enforcement of the act. The act, however, does not apply to ancestor worship guilds that already existed prior to its enforcement.

Specific Measures

- 15.10 Related requirements in the Law Governing the Application of Laws to Civil Matters Involving Foreign Elements were amended in 2010. Highlights of the amendment include:
 - 15.10.1 The effect of a marriage involving a foreign spouse should basically follow the common national law of the husband and the wife instead of the national law of the husband only.
 - 15.10.2 The governing law for the property of a married couple is the national law of either the husband or the wife, or the law at the location of domicile, based on a written agreement, instead of the national law of the husband at

- the time of the wedding.
- 15.10.3 A divorce shall be based on the common national law of the husband and the wife at the time of agreement or court judgment. When there is no common national law, the law at the location of joint domicile shall be followed. When there is no law at the location of joint domicile, the law at the most relevant location to the marriage shall be followed. It is no longer determined by the national law of the husband only.
- 15.10.4 Whether a child is considered to be born in wedlock shall be determined by the national law of the child, the mother, or the mother's husband at the time of birth. This is no longer solely determined by the national law of the mother's husband at the time of birth.
- 15.10.5 The parent-child relationship is determined by the national law of the child instead of that of the father.
- 15.11 Related requirements on the property regime of a married couple were amended in 2012. Key points of the amendment include:
- 15.11.1 The requirement that the separation of property regime shall be adopted when the husband or wife declares bankruptcy or when the property is subject to judicial attachment and hence cannot be used to settle the debt is deleted, so that the existing matrimonial property regime stipulating that husband and wife may retain ownership over property in a marriage can be put into practice.
- 15.11.2 The right to claim for distribution of the remainder of the property of a married couple is amended to be an exclusive right. The remainder of the property may not be transferred or inherited unless otherwise stated in a contract or if one of the parties files for divorce with a relevant court.
- 15.11.3 With regard to court cases that were not yet resolved prior to this amendment, taking into account the regulation governing the right to distribute matrimonial property as well as the need for consistency in the law, it is stipulated that the amendment can still be applied to such cases. The said amendment is meant to avoid situations in which the creditor files a request to the court demanding that a couple switch to the separation of property regime, thereby allowing the creditor to subrogate and demand the distribution of the remainder of the property.
- 15.12 Government agencies shall provide different delivery options, including

domicile and workplace addresses, for people to choose when they register basic information. They should also encourage people to register at their service counters or through the Internet, so as to facilitate the delivery.

Difficulties in Implementation and Directions for Future Efforts

- 15.13 Despite the fact that ROC law stipulates men and women are entitled to equal rights to inherit property, statistics continue to show that there are more male inheritors. In the future, efforts will be made to print educational materials or produce educational short films and take advantage of various channels (including public service centers at household registration and land administration offices, district courts, and district prosecutors' offices) to proactively urge women to protect their own legal rights. There are also plans to add courses on inheritance among relatives under the Civil Code, as well as gender education workshops, for mediation personnel, so as to increase their knowledge of gender equality.
- 15.14 To continue educating people on equal rights with regard to inheriting property, senior high schools and lower-level schools are now included in the scope of promotion efforts. These efforts will go on in the future to further enhance results.
- 15.15 Local governments are encouraged to take advantage of senior citizens learning centers, community colleges, meetings of village residents, and community care sites to educate the public on gender equality and the equal rights to inherit property.
- 15.16 Instructions on how to protect equal rights to inheritance will be added to the template of the Petition Letter for Waiver of Inheritance.
- 15.17 Efforts will be made to promote amendments to the Income Tax Act with regard to the scope of taxes calculated separately for the income of a married couple. This will eliminate the additional tax liability that results from mandatory tax consolidation arising from non-salary income of a married couple, and realize equality of taxation.
- 15.18 Even though the stipulation that women should not be excluded from obtaining inheritance rights does not apply to ancestor worship guilds already in existence prior to the enforcement of the Act for Ancestor Worship Guild, efforts will be made in the future to amend regulations and

take into account the need for consistency in the law, as well as protection of equal rights for women, so as to ensure that all citizens have equal rights to participate in ancestor worship guilds.

- 15.19 To prevent the legal rights of women from being undermined as a result of differences between the current domicile and the permanent domicile, efforts will be made in the future to deliver notifications to the address where people actually reside and encourage people to register the address of their actual domicile.

Protection of Equality between Men and Women in Legal Proceedings

Current Status

- 15.20 Protection of equal status for women in court
- 15.20.1 Civil: Family courts deal with family affairs litigation and non-litigation cases (including civil protection orders) arising from domestic violence. Judges in these courts are able to accumulate professional experience and enhance the quality of their rulings, thereby ensuring that domestic violence cases are properly dealt with and women's rights are protected.
- 15.20.2 Criminal: Criminal proceedings are not treated differently because of gender. In criminal cases, however, most of the victims in offenses against sexual autonomy are women. To process sexual assault cases, courts have set up sexual assault tribunals as required by law.
- 15.20.3 Juvenile and domestic: When victims of domestic violence, sexual assault, or child abuse are female, they are entitled to a safe court environment, as well as protective measures such as the presence of social workers and psychiatrists. These are meant to ensure equal treatment of women in courts. With regard to underage women, women under guardianship, or women receiving assistance, when deemed necessary by the court, the competent authority may be asked to send a social worker or another appropriate person to accompany these women when making statements about their case. The social worker or other person may also make statements.
- 15.21 Protection of equality for women in legal proceedings
- 15.21.1 Civil: The guaranty money threshold for the petition for provisional attachment (one-tenth of the value involved in the attachment) filed by the

husband or wife in request for the distribution of the remainder of matrimonial property is lower than that for the other provisional attachment guaranty monies (which is usually one-third of the value involved in the attachment), so as to make it easier for people to exercise the said right and protect their rights to property.

15.21.2 Criminal: A number of stipulations in the Code of Criminal Procedure offer special protection for women and their unborn children. A petition filed by, or on behalf of, a detained defendant who is more than five months pregnant, or who has given birth within the past two months, for an end to their detention may not be overruled. In addition, the execution of pregnant female inmates who have been sentenced to death may be suspended.

15.21.3 Juvenile and domestic: The Family Proceedings Act includes many stipulations concerning the rights of women and appropriate and quick resolution of disputes. In addition, in response to petitions filed by a litigant or their representative, the court may assign a guardian ad item to assist in making statements, so as to protect their rights during court proceedings.

15.22 Protection of equality for women in criminal case sentencing

The Criminal Code stipulates that sentencing shall be based on the liability of the offender and take into account all the circumstances, and special attention shall be given to the motive, means, and resultant damage of the offense, the living conditions of the offender, and the offender's attitude after committing the offense. A sentencing information database for various kinds of offenses has been gradually established since 2011.

15.22.1 Offenses against sexual autonomy: Based on the Sentencing Information System for Offense against Sexual Autonomy, established by the Judicial Yuan between 2007 and August 2012, the following are examples that compare sentencing results between male and female offenders with regard to the crime of forced sexual intercourse involving more than two accomplices, the crime of sexual intercourse with boys and girls over the age of 14 but younger than 16, and the crime of indecent assault against boys and girls over the age of 14 but younger than 16. Due to the large differences in the numbers of male and female offenders, however, more

monitoring needs to be done before any conclusions can be reached.

- 15.22.1.1 Crime of forced sexual intercourse involving more than two accomplices: Among the offenders, 10.42% were female and 89.58% were male. There were five cases involving female defendants, who were sentenced to an average sentence of seven years and five months (89 months) in prison. There were 43 cases involving male defendants, who were sentenced to an average of eight years (96 months) in prison.
- 15.22.1.2 Crime of sexual intercourse with boys and girls over the age of 14 but younger than 16: Among the offenders, 0.8% were female and 99.20% were male. There were twelve cases involving female defendants, who were sentenced to an average of six months in prison. There were 1,497 cases involving male defendants, who were sentenced to an average of seven months in prison.
- 15.22.1.3 Crime of indecent assault against boys and girls over the age of 14 but younger than 16: Among the offenders, 2.18% were female and 97.82% were male. There were two cases involving female defendants, who were sentenced to an average of 3.5 months in prison. There were 90 cases involving male defendants, who were sentenced to an average of five months in prison.
- 15.22.2 Crime of domestic violence: Among offenders between 2011 and 2012, 13.50% were female and 86.50% were male. There were 220 cases involving female defendants, who were sentenced to an average of three months in prison, 29 days in detention, and were given a fine of NT\$6,667 (US\$215.48). There were 1,410 cases involving male defendants, who were sentenced to an average of four months in prison, 35 days in detention, and were given a fine of NT\$9,188 (US\$296.96).
- 15.22.3 Crime of facilitating fraud by providing information such as fraudulent accounts: Among the offenders between 2009 and 2012, 20.75% were female and 79.25% were male. There were 5,685 cases involving female defendants, who were sentenced to an average of three months in prison, 43 days in detention, and were given a fine of NT\$20,190 (US\$652.55). There were 21,710 cases involving male defendants, who were sentenced to an average of three months in prison, 43 days in detention, and were given a fine of NT\$16,451 (US\$531.71). In terms of the fine, the average

for women appeared to be higher than that for men. The sample, however, only involved 21 cases involving women and 71 cases involving men, which is insufficient. It can therefore not be concluded that women are treated unfairly in sentencing.

15.23 Protection of women's rights with regard to the delivery of subpoenas following relocation

15.23.1 Civil: The Code of Civil Procedure stipulates that a subpoena will be delivered to the domicile, office, or business site of the recipient. It also stipulates that the intended recipient may authorize others to sign the receipt.

15.23.2 Family: The stipulations for the delivery of subpoenas in family cases are the same as those for civil cases. In light of the fact that the proper delivery of a subpoena is an essential right of concerned parties, when the victim and defendant share the same address, a note should be added on the envelope stating: "to be signed by the recipient only" or "OOO [the name of the other party] or his/her employees or cohabitant may not sign on the recipient's behalf." Even if the permanent address of the recipient has not changed, subpoenas should be delivered to the address where the recipient is actually living.

15.24 Protection of equality for women in terms of receiving legal assistance

15.24.1 The Legal Aids Act stipulates that people, who are from low-income and mid- to low-income households as specified in the Public Assistance Act, may apply for legal assistance. If a defendant is on trial for a crime which is punishable by a minimum of three years in prison or is part of a lawsuit in which the high court is the court of first instance, or is unable to express himself or herself clearly due to a lack of mental capacity and has not retained an attorney or representative, the presiding judge may consider it necessary to assign an attorney or representative to the defendant. In these cases, the defendant may receive legal assistance without consideration for his or her financial assets.

15.24.2 Statistics of approved applications for legal assistance and support between 2009 and 2012 show that the ratios of men and women are generally similar (Table 15-3).

15.25 Enhancing interpretation services and protecting foreign nationals' right to

litigation

- 15.25.1 To enhance protection for foreign nationals, indigenous people, the hearing impaired, people lacking the faculty of speech, and other persons unable to communicate in Mandarin, an interpretation service was established in 2006 to meet demand for different languages during court hearings. There are currently 170 interpreters who assist foreigners in legal proceedings.
- 15.26 Protection of equality for women with regard to participation in lawsuits
- 15.26.1 There is no system for the general public to attend court hearings. Only concerned parties may attend.
- 15.27 Equal opportunities for women to work in the judicial system¹⁰⁹
- 15.27.1 Among people who passed the legal officer examination between 2009 and 2012, 45.45% to 53.42% were women (Table 15-4), indicating that the ratio of women among new legal officers (judges and prosecutors) in recent years has been comparable to men.
- 15.27.2 Judge: The number of female judges in courts under the Judicial Yuan has increased from 721 in 2009, or 40.35% of the total number of judges, to 876 in 2012, or 44.29% of the total. The ratio of female judges thus increased by 3.94 percentage points (Table 15-5). Among the 263 high-ranking court officers in 2012, such as chief justices and chief judges, 70 were women, accounting for 26.62%.
- 15.27.3 Prosecutors: The ratio of female prosecutors between 2009 and 2012 increased from 33.3% to 34.1% (Table 15-6).
- 15.27.4 Attorneys: The ratio of women among people obtaining attorney licenses between 2009 and 2012 was between 40.03% and 43.89% (Table 15-7).
- 15.27.5 Participation in related committees under the Judicial Yuan: Among members of the 14 committees under the Judicial Yuan, women accounted for 0% to 76%. The average ratio of women in these committees is 36.8% (Table 15-8). For the Sexual Harassment Arbitration Committee and Sexual Harassment Investigation Committee, in particular, there are proportional limits for men and women. Women can become members of committees if they meet relevant selection criteria.
- 15.27.6 Court personnel other than judges: Among court personnel other than

¹⁰⁹ This article is in response to recommendation 9 by Singaporean expert Dr. Anamah Tan for Article 16 of the Initial Country Report.

judges, the ratio of women is between 52.34% to 54.03% (Table 15-9).

Specific Measures

- 15.28 Article 2 offers information on specific measures to protect the legal rights of victims of gender-based violence. Measures include the commissioning of the Sentencing Information System for Offenses against Sexual Autonomy, analyzing the impact of a wide range of factors on sentencing, and organizing training courses for related personnel. Judges may consider evidence provided by experts from other fields when formulating a verdict. In addition, a database was established on offenses against sexual autonomy. Related experts and scholars, as well as women's and children's groups, are consulted with regard to aspects of sexual assault cases that have so far been given insufficient attention. All of these are meant to make legal proceedings more professional and friendly, and ensure equality during legal proceedings.
- 15.29 When hearing cases involving a foreign litigant, witness, expert witness, or other relevant party (including nationalized foreign spouse), indigenous persons, the hearing impaired, or people lacking the faculty of speech, the court shall inform him or her that he or she may file a request with the court for an interpreter. During a court session, the court may request an interpreter to appear in court and provide assistance, if the person answering questions in court needs translation.
- 15.30 To show respect for languages and customs of indigenous people and new immigrants, courts have recruited a significant number of interpreters since 2011 to try to accommodate all indigenous and Southeast Asian languages.
- 15.31 Before the Judges Act was enforced in 2012, applicable requirements in the Public Functionaries Appointment Act established by the Examination Yuan, as well as the Judicial Officials Act, were followed. Among court personnel other than judges under the Judicial Yuan, female employees already account for more than half. After the enforcement of the Judges Act, the employment of judges is based on the Judges Act. Although there are no required gender ratios, the gap between male and female judges has declined each year. The employment of court personnel other than judges follows applicable requirements of the Examination Yuan and the Judicial

Officials Act. Among judges and other personnel in 2012, there were 6,507 women, accounting for 52.48%.

- 15.32 The Judges Academy organizes a variety of activities, including workshops on gender equality. Six classes on CEDAW and 39 classes on related topics were organized in 2013. Attendance for these classes reached 2,000. In addition, related courses on gender equality were arranged for mediation staff (family and civil cases). Meanwhile, before a family case mediator is hired, he or she should receive at least 30 hours of professional training, which should include topics related to social justice and protection of minorities (including gender equality), and spend at least 12 hours at professional workshops each year.

Difficulties in Implementation and Directions for Future Efforts

- 15.33 To avoid situations in which the legal rights of people are undermined as a result of official documents being sent to people's permanent address, efforts have been made to change this stipulation. People can now indicate their preferred address. People are made aware of the fact that they can register other correspondence addresses, such as their current domiciles.
- 15.34 The Legal Aid Foundation will integrate its resources in the future and let individual branches establish a presence at courts to provide counseling services on family cases on-site and refer mediation cases to courts. They will also cooperate with courts by recommending attorneys to serve as mediators, so as to avoid waste of resources.
- 15.35 Applicable requirements for matters that require extra attention when courts deal with sexual assault cases will be amended when considered appropriate, and seminars and public hearings will be organized to consolidate the protection of victims' rights in sexual assault cases.
- 15.36 To strengthen people's right to participate in trials, a draft of the Provisional Act Governing Lay Participation in Criminal Trials will be stipulated. People serving as trial observers will have an opportunity to take part in court hearings and state their opinions during deliberations. There will be no gender-based restrictions with regard to the active and passive requirements, as well as withdrawal, for trial monitors and secondary trial monitors (people who are called up when the original trial

monitor is unable to perform his or her duties).

- 15.37 When selecting or transferring chief justices and chief judges at courts of all levels, the ratio of women among the candidates meeting the requirements stipulated in the Judges Act will be taken into consideration in order to increase the ratio of women.
- 15.38 With regard to increasing the ratio of female members in court committees, efforts will be made in the future to refer to applicable CEDAW requirements and provide data on the ratios of men and women in respective committees for the chief justice's reference when submitting candidate lists.
- 15.39 Taking into account the need to protect opportunities for women to serve as mediation members, as well as different social conditions in townships, cities, and districts, the Township and County-Administered City Mediation Act stipulates that the number of female mediation members may not be less than one-fourth of the total. This is to protect, instead of restrict, female members. Township, city, and district agencies will be asked to take into consideration gender equality policies and applicable CEDAW requirements when recommending people to be hired, and provide data on the ratios of men and women in respective committees for reference of the local head of government when he or she selects members. The Township and City Mediation Act will also be revised to increase women's participation.

Protection of Equality between Men and Women in Terms of Personal Movement and Freedom to Choose One's Own Residence

Current Status

- 15.40 Protection of the freedom of movement
- 15.40.1 The Immigration Act stipulates that ROC nationals who reside and have household registration in the country may enter and/or exit the country without the need for any permits. Women, who are not prohibited from leaving the country, do not need to obtain approval from their husband or male guardian to obtain a valid passport and travel overseas.
- 15.40.2 With regard to the number of times people exited the country between 2009 and 2012, women accounted for 44.20% to 47.06% (Table 15-10).

Men and women are entitled to enter and/or exit the country freely.

- 15.41 Freedom of movement for foreign spouses: At present, foreign spouses can apply for a visa to come to Taiwan and stay with a relative as long as they possess the required documents. Foreign spouses who currently live in Taiwan and want to travel to another country, on the other hand, must follow applicable entry visa requirements of the country they are traveling to.
- 15.42 Freedom of movement for foreign migrant workers
 - 15.42.1 The Immigration Act stipulates that a foreign national who possesses a valid visa, a valid passport of a country eligible for visa waivers, or other valid travel documents, will be allowed to enter the country, and may apply to stay or reside in Taiwan. A foreign national who has permission to stay in Taiwan shall apply to the National Immigration Agency for an alien resident certificate within fifteen days after the date of entry.
 - 15.42.2 The Immigration Act stipulates that regardless of gender, the duration of employment in Taiwan of foreign migrant workers will not be counted as part of the required duration of stay needed to apply for permanent residency with the National Immigration Agency. Foreign workers may not have their dependents stay with them in Taiwan unless they have children born in Taiwan during employment and are capable of raising them.
- 15.43 Prevention of human trafficking and sex trafficking involving minors: To prevent human trafficking involving minors, Article 25 of the Child and Youth Sexual Transaction Prevention Act stipulates that one who intends to force a person under the age of 18 to engage in a sexual transaction, and to deliver or accept him/her to or from another person through a commercial transaction, abduction or other methods, shall be punished by a sentence of more than seven years in prison, with a fine of up to NT\$7 million (US\$226,244.34). In the past ten years, people have been sentenced for such offenses in 2003, 2005, and 2006. After 2007, there have no related offenses.
- 15.44 Decision over matrimonial domicile: The Civil Code stipulates that the matrimonial domicile shall be jointly agreed upon by the husband and the wife. Without an agreement, or if the husband and wife are unable to reach an agreement, a petition may be made to a court to make a decision.

15.45 Visas for foreign spouses are issued in accordance with the Statute Governing the Issuance of R.O.C. Visas to Foreign Passport Holders, its enforcement rules, as well as the Guidelines for the Ministry of Foreign Affairs and Diplomatic Missions of the Republic of China (Taiwan) Regarding Interviews with Foreigners Applying for Entry into Taiwan on the Basis of Marriage to ROC Citizens. For specific Southeast Asian countries that present immigration problems, such as illegal marriage brokerage, overstay of visas, or forgery of identification documents, an interview mechanism has been implemented for people that want to reside in Taiwan based on family relations, taking into account national security as well as the right to family reunion. In addition, Tibetan spouses are assisted in reuniting with their Taiwanese families in accordance with the Residency Application by R.O.C. Nationals' Tibetan Spouses Holding Indian Travel Permits.

Specific Measures

- 15.46 To protect the right to family reunion of ROC nationals and their Tibetan spouses, general review principles have been established regarding Tibetan spouses' applications for residence. In addition, an interview mechanism has been created for Southeast Asian spouses applying for visas based on family relations.
- 15.47 Substantial measures have been implemented to prevent and eradicate sexual transactions involving children and teenagers.
- 15.47.1 Preventive and control measures, such as education and promotional campaigns, have been created.
- 15.47.2 Inter-agency prevention and control meetings are organized to discuss measures aimed at preventing sexual transactions involving children and teenagers.
- 15.47.3 A rating system for radio and TV programs, publications, and Internet content has been established to prevent sexual transactions through deviant or pornographic websites. Online content is monitored to eradicate pornography.
- 15.47.4 Inspections and crackdowns on specific sites and places frequented by children and teenagers have been enhanced.

Difficulties in Implementation and Directions for Future Efforts

- 15.48 Interview and review measures will be refined for foreign spouses, taking into account national security, prevention of human trafficking, and protection of the right of ROC nationals and their foreign spouses to family reunions.
- 15.49 The Child and Youth Sexual Transaction Prevention Act will be amended to stipulate that local governments may mandate that the parents, guardian, or other caretakers of children or teenagers at risk of engaging in sexual transactions or having engaged in sexual transactions, receive at least between eight and 50 hours of parenting education and counseling, and may implement a family treatment program. Another addition will be that children and teenagers saved from, or at risk of being forced into, the sex trade, following professional assessments by municipal, county or city government agencies, may be placed under the protection of their parents or guardians at appropriate places, or be given other forms of assistance, instead of being placed in an emergency shelter. Other additions also include that parents, guardians, or other relevant parties concerning children or teenagers placed in half-way schools, related institutions or foster families, may petition a court for discontinuation of the placement or change to treatment, so as to meet the best interests of the children and consolidate protection of their human rights. The amendment draft is currently under review at the Legislative Yuan.

Article 16

1. States Parties shall take all appropriate measures to eliminate discrimination against women in all matters relating to marriage and family relations and in particular shall ensure, on a basis of equality of men and women:
 - (a) The same rights and responsibilities during marriage and at its dissolution;
 - (b) The same right freely to choose a spouse and to enter into marriage only with their free and full consent;
 - (c) The same rights and responsibilities during marriage and at its dissolution;
 - (d) The same rights and responsibilities as parents, irrespective of their marital status, in matters relating to their children; in all cases the interests of the children shall be paramount;
 - (e) The same rights to decide freely and responsibly on the number and spacing of their children and to have access to the information, education and means to enable them to exercise these rights;
 - (f) The same rights and responsibilities with regard to guardianship, wardship, trusteeship and adoption of children, or similar institutions where these concepts exist in national legislation; in all cases the interests of the children shall be paramount;
 - (g) The same personal rights as husband and wife, including the right to choose a family name, a profession and an occupation;
 - (h) The same rights for both spouses in respect of the ownership, acquisition, management, administration, enjoyment and disposition of property, whether free of charge or for a valuable consideration.
2. The betrothal and the marriage of a child shall have no legal effect, and all necessary action, including legislation, shall be taken to specify a minimum age for marriage and to make the registration of marriages in an official registry compulsory.

Introduction

The Civil Code's section on family primarily consists of regulations and requirements concerning marriage and family. After multiple amendments and interpretations by the Constitutional Court Justices of the Judicial Yuan, current requirements specify the protection of gender equality in family and marriage. The following describes seven aspects of the implementation and impact of this section, namely equal freedom

to marry, equal rights during marriage, equal parenthood rights, equal reproductive freedom, equal right to dissolve a marriage, equal right to property, as well as equal conditions on age and other conditions for marriage.

Equal Freedom to Marriage

Current Status¹¹⁰

- 16.1 Family relations as defined by the Civil Code: The regulations and requirements concerning family relations are detailed in the family section of the Civil Code, as the ROC has no religious- or custom-based legislation. The marital system specified in the Civil Code has been further defined through interpretations by the Constitutional Court Justices of the Judicial Yuan. The Civil Code offers institutionalized protection for monogamy, making extramarital relationships punishable by law. There are no regulations denying cohabitation.
- 16.2 Freedom to marry
 - 16.2.1 The Civil Code stipulates that both parties must declare willingness to enter their marriage. Either party may submit a petition with the court for the dissolution of their marriage if he/she was in fact originally unwilling to enter it.
 - 16.2.2 With the ROC's a marriage registration system, a marriage does not enter into effect until it is recorded at the Household Registration Office. Written materials, such as the application form and other required documents, are kept and managed by the Household Registration Office.
- 16.3 Effect of bigamy
 - 16.3.1 In the ROC, marriages are defined as being between one man and one woman, with polygamy being prohibited. Bigamy is also not allowed by the Civil Code.
 - 16.3.2 Under interpretations No. 362 and 552 of the Judicial Yuan, in the event that a bigamous marriage is mistakenly entered in good faith due to an assumed dissolution of a prior marriage resulting from mutual agreement or court ruling, it is to be considered an exception and the prior marriage

¹¹⁰ Articles 16.1 and 16.3 are in response to recommendation 2 by Singaporean expert Dr. Anamah Tan for the Initial Country Report, and Article 16.2.2 is in response to recommendation 1 by Singaporean expert Dr. Anamah Tan for the Initial Country Report.

or the new marriage must be dismissed in accordance with related laws. The Civil Code was amended in 2007 to specify the conditions for bigamy exceptions and set the date of the dissolution of the prior marriage as the date of the latter marriage. It entered into effect immediately after its promulgation.

Specific Measures

- 16.4 In 2007, the Civil Code was amended to make marriage registration-based. To promote knowledge of the amended content, related campaigns have been organized through diverse messages and multiple channels.¹¹¹
- 16.4.1 Press conferences on the content of the Civil Code's amended family section have been organized to educate people in rural areas on the changes.
- 16.4.2 Information on the amendments has been spread extensively, with related pamphlets and posters being distributed at institutions, groups, and schools.
- 16.4.3 DVDs with related animations have been played at healthcare facilities, government agencies, county and city government offices, and household registration offices throughout the nation.
- 16.4.4 Posters have been displayed at public places, such as notary public offices at individual courts and district prosecutors' offices.
- 16.4.5 The 30-second promotional video “Only Registered Marriage Counts” has been played at MRT stations.
- 16.5 Protection of the right of people of all gender identities to register as such
- 16.5.1 To register a change in gender, one must obtain “certificates of diagnosis” from two psychiatric specialists and undergo irreversible gender reassignment surgery.
- 16.5.2 When transgender individuals apply for a National ID Card, the photo enclosed must show their appearance in daily life. Their attire will not disqualify them from acquiring the ID card.
- 16.5.3 Household registration offices must keep confident the records of transgender individuals.

¹¹¹ This article is in response to recommendation 7 by Singaporean expert Dr. Anamah Tan for the Initial Country Report.

- 16.5.4 Foreign transgender individuals may apply for a visa that notes "x" in the gender section.

Difficulties in Implementation and Directions of Future Efforts

- 16.6 To better protect the rights of transgender individuals, items for transgender registration (completion of gender reassignment surgery, for example) will be further discussed in the future. Meanwhile, gender change requirements will be further deliberated in order to better protect the rights of people of all gender identities.
- 16.7 Plans and initiatives related to same-sex partnerships
- 16.7.1 The Republic of China has researched the legal systems governing same-sex relationships of Germany, France, and Canada and has continued to study the legalization of same-sex marriages in Taiwan. In addition, to gain a deeper understanding of public opinion on the legalization of same-sex relationships, the government will hold seminars and forums to better understand public opinion and build consensus.
- 16.7.2 Certain legislators have proposed that the requirements for engagement and marriage in the Civil Code should be applied to same-sex relationships. The proposal is currently undergoing review by the Judiciary and Organic Laws and Statutes Committee of the Legislative Yuan.

Equal Rights during Marriage

Current Status

- 16.8 Matrimonial prefix of surname: The Civil Code stipulates that husbands and wives may keep their original surname and that, in principle, married individuals may not be required to adopt their spouse's surname. Household registration data between 2009 and 2012 (Table 16-1) show that the prefixing of a spouse's surname still prevails, primarily with the wife carrying the husband's surname. Of married couples, the percentage of wives taking their husband's surname, however, dropped from 0.36% in 2009 to 0.28% in 2011.
- 16.9 Matrimonial domicile: The Civil Code stipulates that the matrimonial domicile must be agreed upon by both parties. Should they be unable to reach an agreement, a court may be asked to make the decision. Household

registration data show that the percentage of female household heads aged 15 and above compared to the overall household heads aged 15 and above increased to 40.61% in 2012 (Table 16-2).

- 16.10 The Republic of China does not regulate or restrict the rights of a husband or wife to choose an occupation or profession. In addition, Article 15 of the Constitution guarantees the people the right to live, the right to work, and the right to own property, in essence protecting the right to choose an occupation.

Equal Parenthood

Current Status

- 16.11 Surname of children: Before 2007, children had to carry their father's surname (or could take their mother's surname so long as their birth parents were in an uxori-local marriage or certain conditions were met and mutual agreement was reached). In 2007, the law was amended to that parents must agree in writing about whether the child should carry the father's or the mother's surname prior to registration of birth. However, the surname may be changed once the minor child comes of age. After reaching adulthood, the non-minor child may change his/her surname with written consent from both parents. In 2010, non-minor children were no longer required to obtain written consent from parents to change their surname (See 16.19 to 16.20 for details). Household registration data show that the percentage of children carrying their mother's surname continues to be low, with those carrying their father's surname remaining above 95% between 2009 and 2012 and those carrying their mother's surname just under 5% (Table 16-3).
- 16.12 Domicile of children: The Civil Code stipulates that the domicile of a minor is that of the father and mother.
- 16.13 Exercise or share of rights and duties with respect to children: The Civil Code stipulates that parents jointly exercise or afford rights and duties with respect to their child. When one parent is unable to exercise such rights, the other can act on his/her behalf. When unable to have rights and duties jointly exercised, either parent who is capable may assume such responsibilities. When parents disagree on important matters concerning

their minor children, they may ask the court to make a decision in the best interests of the child. The court should take into consideration the opinions of the minors, as well as those of the competent authority or social welfare institution involved, when making a decision.

16.14 Management of children's property: The Civil Code stipulates that the property of a minor must be managed jointly by the parents. The parents may use and benefit from the minor's assets, but not dispose of them except in the best interests of the child.

16.15 Child Rearing

16.15.1 Child-rearing duties of parents: The Civil Code stipulates that the parents retain child-rearing duties in the event of their divorce or the dissolution of their marriage. After a divorce, the father or the mother, even if having lost custody over a child, may not waive his or her child-rearing duties. They still must help raise their children within the bounds of their respective financial capabilities.

16.15.2 Responsibility for child-rearing expenses: Parents must share the cost of raising their children. When a parent has full custody of a child, the parent may demand that the other parent compensate him/her for the latter's share of the child-rearing expenses in accordance with related regulations (Taiwan High Court Verdict No. 1102 of 2000).

16.16 Child adoption and placement of adoption

16.16.1 Parental rights of adoptive parents: The Civil Code stipulates that when adopting a child, the parents must do so jointly; the parents and their relatives are to maintain a relationship with the adopted child as they would with a child born of the parents. In other words, the rights and obligations of adoptive parents with respect to adopted children are the same as with those with biological children.

16.16.2 Institutional adoptions: Amendments to the Protection of Children and Youths Welfare and Rights Act started requiring in 2012 that the adoption of children and teenagers be made through a licensed placement institution or corporation. As of the end of 2012, a total of 273 children and teenagers, with a slight majority of whom being girls (146, 53.48%), had found parents through such adoption services. In terms of age, the majority were either girls less than one year old or teenage girls (75, 60.48%; Table 16-4).

Statistics show that most of the adopters were females aged between 30 and 40 of age (121, 58.17%; Table 16-5).

16.17 Post-divorce parental rights

16.17.1 The Civil Code stipulates that after a divorce, one or both parents must assume parental rights and duties by mutual agreement. Should no mutual agreement be reached, the court may make the final decision based on the best interests of the child(ren). However, both parents still share guardianship in the event of a divorce. Should a parent pass away, guardianship will automatically be passed to the surviving parent (Supreme Court Verdict Taiwan Supreme No. 2039 of 2005).

16.17.2 The Civil Code stipulates that after a divorce, one or both parents must assume parental rights and duties by mutual agreement. Should no mutual agreement be reached, the court may decide, revise or switch a parent's responsibilities, whether upon his/her request or by the court's own initiative. In addition, the court may take the initiative or be asked to decide on how a parent failing to assume his/her rights and duties may meet with and interact with the child(ren) and the duration of their time together. In other words, after a divorce, parents who lose custody of their children retain visitation rights. When an agreement on the method and nature of the visits cannot be reached at the time of divorce, the court may also be asked to make the decision.

16.17.3 In 2009, individual district court statistics show that in 65.07% of divorces, mothers were given custodial rights and duties over their children. Between 2010 and 2012, this annual rate was 61.95%, 65.74%, 64.38%, respectively. Thus, the ratio of women obtaining custodial rights and duties over their children in the event of a divorce has been higher than that of men (Table 16-6).

16.17.4 Household registration statistics show (Table 16-7) that fathers continue to be more likely to exercise actual custodial rights and duties after a divorce. The percentage of mothers in that regard, however, has been increasing annually. The difference of percentage points dropped from 7.86 in 2009 to 3.69 in 2012. In addition, the difference in percentage of parents sharing custodial rights and duties also increased 3.05 percentage points over those four years.

- 16.18 De facto husband and wife
- 16.18.1 The Civil Code stipulates that unmarried parents have the following rights and duties toward their children:
 - 16.18.1.1 Relationship between birth mother and child: The child is considered one born in wedlock and the birth mother is legally obligated to help with the child-rearing.
 - 16.18.1.2 Relationship between birth father and his child born out of wedlock: When a birth father adopts or supports his child born out of wedlock, their relationship is like that between a birth father and his child born from a marriage. The birth father is therefore legally obligated to support the child.
 - 16.18.1.3 Should a birth father not adopt his child born out of wedlock, the child or birth mother may request that the child be adopted by the father, even if the father is no longer living.
- 16.18.2 The Civil Code stipulates that the matrimonial property regime shall apply to the husband and wife in a marriage or in the event that the marriage becomes annulled. In other words, the matrimonial property regime in the Civil Code does not apply to de facto husband and wife relationships.
- 16.18.3 The Civil Code contains no regulations on the relationships of de facto husbands and wives. Should a de facto husband and wife separate, neither party may claim alimony from the other. However, alimony was once awarded to a de facto husband or wife by the court (Taiwan Banciao District Court Verdict Domestic Appeal No. 112 of 2006).
- 16.18.4 As a de facto husband and wife lack a matrimonial relationship, they are not each other's legal heir pursuant to the Civil Code. In other words, they do not have the right to inherit each other's property. The Civil Code, however, does stipulate that a person who had been financially supported by the deceased before the latter's death is entitled to a certain portion of the estate of the deceased de facto husband/wife, subject to consultation with the deceased's surviving family members and taking into account the extent of his/her prior support and other factors. Therefore, a de facto husband or wife may make a claim for a certain portion of the other party's property following the latter's death.
- 16.18.5 Protections for the personal safety of de facto husbands and wives: The

scope of protection under the Domestic Violence Prevention Act has been extended to include cohabitation. Statistics on domestic violence in marriage, divorce or cohabitation relationships between 2009 and 2012 record a total of 21,899 male victims and 179,263 female victims. Discounting those cases of unrecorded gender, male victims accounted for 10.89% and female victims accounted for 89.11%. Female victims continue to outnumber male victims in reported domestic violence incidents (Table 16-8).

Specific Measures

- 16.19 The Civil Code was amended in 2010 so that parents draw lots to select the surname of a child in the event of a disagreement instead of the court issuing a decision for the following reasons:¹¹²
- 16.19.1 The Convention on the Rights of the Child stipulates that children have the right from birth to a name so as to avoid inconveniences with regard to household registration and daily activities.
- 16.19.2 The rights and duties of children shall remain unaffected whether they carry their father's or mother's surname.
- 16.19.3 As parents need a quick and convenient way to decide the surname of their child in the event of a disagreement, drawing lots is by far the most suitable method.
- 16.20 The Civil Code was amended in 2010 so that non-minor children can change their surname without the consent of their parents. Thus, a minor carrying the father's surname with the agreement of both parents yet unable to change to the mother's surname may, after coming of age, decide whether to change his or her surname. In addition, to better protect the integrity of transactions and the consistency of one's identity, the Civil Code stipulates that a child's surname can change only once, whether done so with the mutual agreement of a minor's parents or initiated by a non-minor child. However, in cases that a change of surname is not allowed due to the limit on the number of changes, one may still petition to the court for a change of surname as long as related requirements are met.

¹¹² This article is in response to recommendation 8 by Singaporean expert Dr. Anamah Tan for the Initial Country Report.

- 16.21 The Protection of Children and Youths Welfare and Rights Act stipulates that, except for adoptions by certain relatives or a spouse, all adoptions of children and teenagers must be conducted through adoption service providers starting in 2012. In addition, adopter requirements are established in the Permit and Management Regulations for Children and Youth Adoption Service Providers. There may not be, however, any discrimination in the adopter requirements.
- 16.22 Despite the fact that there are no restrictions for single or LGBT adopters, the actual implementation results fall short of expectations. To better serve single and LGBT adopters, experts and scholars, local government representatives, LGBT groups, and adoption service providers were invited in 2012 to take part in joint discussions, reaching the following resolutions:
- 16.22.1 Adoption service providers and LGBT groups are to work together to organize workshops to raise awareness of LGBT issues among social workers.
- 16.22.2 Forms and tables used at foreign adoption institutions for single people or LGBT individuals are collected for the reference of ROC institutions developing their own forms and tables.
- 16.22.3 The Adoption Information Center has also put information on its website dedicated to single people wishing to adopt.

Difficulties in Implementation and Directions for Future Efforts

- 16.23 In terms of current stipulations in the Civil Code for changing children's surnames, both minors and adults are allowed to do so only once. Otherwise, they must make a formal request to the courts. However, people have found that the existing regulations do not cover all scenarios (e.g. when a husband and wife who now have the same surname want to have their original surname restored). As such, the possibility of relaxing the regulations will be discussed in the future.
- 16.24 Legislators in the ROC have proposed revising the Civil Code so that, when deliberating on what is in the best interests of the child, the court may, besides relying on reports made by social workers through house calls, also have special family investigators or relevant institutions, groups,

or people with professional knowledge conduct investigations on specific matters, where necessary. The draft amendment has been reviewed and approved by the Judiciary and Organic Laws and Statutes Committee of Legislative Yuan, and can be implemented once the legislative procedures have been completed.

- 16.25 Plans to raise awareness over the children's surnames issue, as well as the use of traditional names by indigenous peoples, were drafted in 2013. Local governments, household registration offices, various institutions, schools, hospitals, and traffic units are all being tasked with getting the message across in a variety of ways, so as to increase awareness among the general public of their personal name rights, including that children can now adopt their mother's surname.
- 16.26 A meeting to discuss the registration of people with transgender identities and other related issues was convened in 2012. To improve the social status of transsexual and transgender individuals, as well as people with indeterminate gender, it was agreed that a system for registering such people would be studied. A research report on transgender registration in systems of other countries has already been commissioned. Once the various opinions have been collected and impacts assessed, the report will serve as a reference for implementing related policies in the future.
- 16.27 Although statistics for adoption services are produced each year, they do not accurately reflect all the adopters' personal details (whether they are single, LGBT, and so on). Efforts will be made to include this information in the relevant statistics-gathering forms in the future.
- 16.28 To avoid LGBT individuals from being discriminated against by the courts in the process of having adoptions approved, all training courses for judges will include topics such as gender equality, gender awareness, and multiculturalism. This will boost the professional skills of judges and protect people's rights and interests.

Equal Reproductive Freedom

Current Status

- 16.29 Taiwan has implemented the Genetic Health Act and promulgated the New Family Planning Program. Besides establishing a network for the provision

of birth control and improving the quality of the service, key points include the provision of perinatal healthcare services and education for special groups (e.g. teenagers, people with physical or mental disabilities, infertile people, and people in remote areas with a low level of education), as well as guidance for unmarried young people in terms of marrying at an appropriate age, using adequate birth control, and dispelling the notion of males being superior to females so as to maintain a balanced gender ratio among newborns.

- 16.30 Pregnant women with a diagnosis or proof showing that their condition conforms to the stipulations of the Genetic Health Act may have an abortion on their own accord. Unmarried minors, those under guardianship, or those receiving assistance must obtain the consent of their legal guardian or sponsor. In addition, if a woman wishes to have an abortion for the reason that pregnancy or the birth of a baby would undermine her mental health or the quality of her family life, she must first obtain consent from her spouse. Under these circumstances, the medical expenses incurred from an abortion are covered by National Health Insurance, with women only having to make a co-payment.
- 16.31 The Artificial Reproduction Act stipulates that artificial reproduction through *in vitro* fertilization may only be used under the following circumstances: the recipients are a married couple who, after undergoing examinations, are shown to be suitable candidates; either the husband or the wife has been diagnosed as suffering from infertility or a major genetic disease recognized by the competent authority as carrying the risk of an abnormal child being born through natural childbirth; either the husband or the wife has healthy reproductive cells and does not need a sperm or egg donor; and the wife has a uterus in which a successful pregnancy can be established. Women fertilized artificially are entitled to the same healthcare services and rights as those provided by the government to women becoming pregnant naturally. Artificial reproduction through surrogacy is not legally permitted in Taiwan.

Specific Measures

- 16.32 Efforts to amend the Genetic Health Act began in 2000 and include:

changing the act's name to the Reproductive Health Act; revising and expanding the provisions for genetic disease prevention and control services; adding medical abortion as a method for inducing abortion; and revising the requirements for abortions (such as only requiring that women inform their spouses before an abortion, rather than having to obtain their consent. This requirement can also be waived if the husband has a criminal record or a history of domestic violence, if the couple's relationship has deteriorated substantially, or if the pregnancy clearly endangers the woman's life). The amendments were submitted to the Legislative Yuan in 2008 and 2012 for review. Please see Article 12 for details of related amendments.

- 16.33 The Surrogacy Public Review Meeting was held in 2012 to discuss matters related to surrogacy legislation. Conclusions reached in the meeting will serve as reference for future legislation. These include: that the ban on infertile couples providing healthy sperms or eggs to surrogate mothers should be lifted; that both the government and intermediary organization should protect the rights and interests of the surrogate mother, the intended parent(s), and the fetus; and that the surrogate mother should provide the service free of charge, only being compensated for necessary expenses rather than being remunerated for work.

Difficulties in Implementation and Directions for Future Efforts

- 16.34 There is still broad disagreement among different groups in society over draft amendments to the Reproductive Health Act concerning abortion. As such, a public opinion poll on how the people of Taiwan view abortion and sterilization will be conducted, as will an assessment on the draft's gender-based impacts. These will be used as reference by the Legislative Yuan when deliberating the issue, which will ensure that the eventual legislation fully protects the health, and other rights and interests, of women.
- 16.35 Since a broad-based consensus among different groups in society over the surrogacy system has yet to be reached, opinion polls on the issue will be conducted so as to respect everyone's views. Meanwhile, when drafting amendments to the Reproductive Health Act, consideration will be given

to the conclusions reached in public hearings, the experiences of other countries with this kind of legislation, gender-based impact assessments, opinion poll results, and techniques used for artificial reproduction.

- 16.36 Abortion as an offense under Article 288 of the Criminal Code: Whether or not the stipulation that abortion is an offense should be deleted from the Criminal Code is a matter of weighing women's bodily autonomy against the right to life of the fetus. The issue has been included in the discussions of the Criminal Code Research and Amendment Group. In addition, amending the stipulation that abortion is an offense under the Criminal Code also involves relevant provisions in the Genetic Health Act. As such, the relevant authorities were invited to study and discuss the issue at a meeting arranged for December 2013.

Equal Marriage Dissolution Rights

Current Status

- 16.37 The Civil Code stipulates the following means of divorce:¹¹³
- 16.37.1 Divorce by mutual consent: Both the husband and the wife agree to dissolve their marriage. For divorce by mutual consent to take effect, both parties must go in person to register it at a household registration office.
- 16.37.2 Divorce by court decision: Where a reason for divorce as specified in the Civil Code exists, either the husband or the wife may file for divorce. If the court believes that there are indeed grounds for divorce, it can rule in favor of the marriage being dissolved. Once the court has decided that the marriage should be dissolved, either the husband or the wife should register the divorce by presenting the court verdict directly to the household registration office.
- 16.37.3 Court-mediated divorce: In cases where a couple achieve divorce through a court mediation and the marriage is dissolved, the court itself will register the divorce at the household registration office. Either the husband or the wife may also register the divorce at a household registration office by presenting the divorce papers.
- 16.38 Divorce statistics: Between 2009 and 2012, the crude marriage rate was at

¹¹³ This article is in response to recommendations 3 and 5 by Singaporean expert Dr. Anamah Tan for the Initial Country Report.

its highest in 2011, at 7.13‰, and at its lowest in 2009, at 5.04‰. The crude divorce rate was the highest in 2010, at 2.51‰, and the lowest in 2012, at 2.40‰ (Table 16-9)¹¹⁴.

- 16.39 Alimony after divorce: The Civil Code stipulates that requests for alimony can only be made by the party not at fault, and only if that person will fall into hardship as a result of divorce. In cases of divorce by mutual consent, the husband and the wife must negotiate alimony, as there are no legal requirements. Courts hearing cases involving property and alimony will apply the relevant provisions of the Civil Code, among other laws, and make a fair judgment based on evidence obtained during investigation.
- 16.40 To appropriately restructure the ownership of assets and maintain equal rights between the parties in a divorce, the Civil Code contains stipulations regarding the right to claim a share of assets, compensation for court-ordered divorces, the provision of alimony, and the return of assets. In addition, the Domestic Relations Law stipulates that, in case of an emergency, the following temporary decisions may be requested from the court before it reaches a verdict on non-litigious matters, such as the annulment or cancellation of a marriage, or payment of alimony and family living expenses after a divorce:
- 16.40.1 The court may issue a temporary ban on the disposition of specific properties of the corresponding party. When considered appropriate, the court may also order the petitioner to provide a guarantee.
- 16.40.2 When the petitioner has fallen into hardship or is at risk of doing so, the court may order the other party to make a fixed payment, pay installments, or make periodic payments, and may set the duration of such payments.
- 16.40.3 The court may order one party to pay the other, within their financial means, expenses for urgent medical care, or psychological counseling or guidance.
- 16.40.4 The court may order delivery of essential goods.
- 16.40.5 The court may adopt other temporary measures considered appropriate.
- 16.40.6 Compensation for damages from divorce: The Civil Code stipulates that, in cases where the party not at fault suffers damages due to a court-ordered

¹¹⁴ This article is in response to recommendation 6 by Singaporean expert Dr. Anamah Tan for the Initial Country Report.

divorce, he or she may claim compensation from the other party, including non-material compensation.

16.41 Rights and duties of a widow or widower

16.41.1 There are no gender-based differences between the rights and duties of a widow or widower in the Civil Code. In terms of remarrying, neither are subject to any form of restriction, timeframe or other.

16.41.2 The Civil Code stipulates that the surviving spouse is the rightful statutory heir. If the deceased's children are lineal blood descendents, they are statutory heirs of the first order and also have the right to inheritance. Unless the right to inheritance has been legally lost according to law, there are no other legal restrictions over a person's right to inheritance.

16.42 The Civil Code stipulates that a testator may freely dispose of his property through a will. However, the Civil Code also contains stipulations regarding compulsory portions and, if the testamentary disposition infringes on the compulsory portions of the heir, the deficit will be deducted from the legacy to protect the rights of the statutory heir.

Specific Measures

16.43 In order to understand divorce and its developmental trends and possible impacts on society in Taiwan, as well as to provide a reference for drafting future divorce policies, the Study of the Trends, Influence, and Response to Divorce Rate Developments in Taiwan was held in 2011.

16.44 The Family Proceedings Act, promulgated and put into effect in 2012, was designed with multiple provisions concerning the rights of women and the speedy and appropriate resolution of related disputes. Alimony claims have changed from being a litigious to non-litigious matter, and it has been specified that courts may give explicit instructions so that, when the party concerned makes a claim for family living expenses, maintenance costs, or alimony, he or she may also propose a total or minimum amount. The court should take account of the overall situation before making a decision on how payments should be made. The law also specifies that, should the obligor default on a payment, he or she may be ordered to pay an additional amount (similar to the concept of punitive damages). In these situations, the simple, economic, speedy, and ex officio nature of

non-litigious alimony claims helps expedite hearings and reinforce the obligor's payment obligations, including punitive damages, so that the recipient can obtain alimony as quickly as possible.

16.45 To safeguard the rights of the parties involved in divorce cases, consultation services are provided for couples, their underage children, and household heads, covering such issues as alimony, visitation rights, parent-child meetings and interaction, and so forth. Professionally-run mediations and consultations facilitate communication and common understanding. Meanwhile, local Women's Welfare Service Centers and Single Parent Family Service Centers also provide relevant legal advice.

16.46 Given that the parties involved in family cases require a wide array of different types of services and counseling, individual district courts (juvenile and family divisions) have coordinated with the respective local governments to establish court-affiliated family service centers that extend welfare services and measures to the judicial domain. Services available include social administration, police administration and safeguards, legal support, and job referrals. As of 2012, Kaohsiung City Government had successively established court-affiliated family service centers at juvenile and family courts, and at six district courts.

16.47 *A Preliminary Study of Modern Funeral Knowledge and Attitudes* was published in 2012. Clarifying etiquette and introducing the idea of equality helps give people the courage to change customs that are no longer appropriate.

Difficulties in Implementation and Directions for Future Efforts

16.48 To bring down the divorce rate and minimize the impacts of divorce on the parties involved, the authorities concerned will be invited to jointly discuss and draft policies based on the relevant conclusions reached in the Study of the Trends, Influence, and Response to Divorce Rate Developments in Taiwan.

16.49 To ensure the legal rights of people involved in family cases, individual special municipalities and county and city governments will, starting in 2014, begin to allocate the funds estimated to be required to integrate service centers as defined in Paragraph 1 of Article 19-1 of the Organic

Act for Juvenile and Domestic Relations Courts. Starting in 2014, the Judicial Yuan will also allocate a complementary budget to handle cases by means of subsidies (contributions). The plan to establish six court-affiliated family service centers in 2013 has already resulted in the establishment of 13 such centers. Besides continuing to promote close contacts between the respective county or city governments and courts that have yet to establish service centers—so they can work together on doing just that—communication will be stepped up between courts with established court-affiliated family service centers and the respective county and city governments, as well as authorized non-governmental organizations. The aim is to build mutual trust and consensus to ensure the rights of the parties involved and the service quality.

Right to Matrimonial Property

Current Status¹¹⁵

- 16.50 The Civil Code stipulates that matrimonial property regimes are divided into the statutory regime or one of two contractual regimes it provides for, these being a common property regime or a separate property regime. A married couple can sign a contract either before or after getting married. In the absence of such an agreement, the statutory property regime will prevail.
- 16.51 Legal matters concerning different types of matrimonial property regimes and property distribution following dissolution
 - 16.51.1 Statutory property regime: Property is divided into premarital property and marital property. Premarital property is that owned separately by the husband or the wife prior to marriage. Each has the right to exclusively manage, use, receive profits from, and dispose of premarital property. The wife may freely manage, use, receive profits from, and dispose of her property, regardless of whether it is premarital or marital, without the need to obtain the consent of the husband. The husband's debts must be paid off using his own property. When a marriage governed by a statutory property regime dissolves, any remainder of the marital property acquired by the

¹¹⁵ Articles 16.51 and 16.52 are in response to recommendation 2 by Korean expert Heisoo Shin in the Initial Country Report.

husband or wife shall, after the deduction of debts accrued during the marriage, be equally distributed between the two.

- 16.51.2 Contractual common property regime: Except for exclusive property, the property and income of the husband and the wife is combined into common property, and jointly owned and managed by them. When either the husband or the wife disposes of common property, consent from the other party must be obtained. Debts accrued during the marriage must be paid off with common property. When a marriage governed by a common property regime is dissolved, the husband and wife may claim their own property at the time the common property regime contract was entered into. Common property acquired during the marriage, on the other hand, will be divided equally between the husband and wife upon dissolution.
- 16.51.3 Contractual separate property regime: The husband and wife each retain their own separate property, and each has the right to manage, use, receive profits from, and dispose of this property. They are also responsible for paying off their own debts, and no liquidation is required upon divorce. Between 2009 and 2012, the number of separate property regimes being registered with the courts increased (Table 16-10).
- 16.52 In reference to the fact that legislation in other countries is increasingly recognizing married couple as being in a partnership, if either the husband or the wife engages in household labor, or assists the other with running a business or with his or her job, then these efforts will be considered as having monetary value. The Civil Code clearly stipulates that the husband and wife may agree on a specific amount of money to be freely disposed of by the corresponding party. In addition, the Civil Code also stipulates that, when the statutory property regime governing marriage is dissolved, the remainder of the property acquired by the husband or wife in marriage shall be evenly distributed between the two. This is to ensure that both the husband and wife benefit from their right to claim a share of the remainder based on the joint effort they made toward increasing their marital property while married.

Specific Measures

- 16.53 To put an end to the unreasonable practice whereby a creditor can formally

ask the court to order that a couple's marriage be governed by a separate property regime before making a claim under subrogation for a share of the remainder of the property, as well as to honor the spirit of the statutory property regime whereby the husband and wife each retain their own separate property, an amendment to the Civil Code and the Enforcement Act for the Family part of the Civil Code was promulgated in 2012 as follows:

- 16.53.1 The husband's and wife's right to claim part of the remainder of the property is amended to be an exclusive right. The remainder of the property may not be transferred or inherited unless otherwise stated in a contract, or if one of the parties files for divorce.
- 16.53.2 It is stipulated that the above amendment shall be applicable to cases that were pending a decision in court before the amendment took effect.

Difficulties in Implementation and Directions for Future Efforts

- 16.54 To better protect the rights and interests of the husband and wife with respect to the equal distribution of marital property, CEDAW general recommendation No. 29 will be taken into consideration when planning and discussing future amendments to the matrimonial property regimes in the Civil Code. The existing value of deferred payments, pensions, and other income earned during marriage, including life insurance policies, shall be included in mechanisms for the distribution of marital property.

Age and Requirements of Marriage

Current Status¹¹⁶

- 16.55 The Civil Code stipulates that adulthood begins at 20 years of age. When a minor makes an agreement to marry, he or she shall obtain the consent of his or her statutory agent in advance. A minor must also have the consent of his statutory agent to conclude a marriage.
- 16.56 Age of marriage in Taiwan
 - 16.56.1 The Civil Code stipulates that a male who has not reached his seventeenth year and a female her fifteenth may not make an agreement to marry. In

¹¹⁶ Articles 16.58 and 16.59 are in response to recommendation 1 by Korean expert Heisoo Shin, and recommendation 4 by Singaporean expert Dr. Anamah Tan for the Initial Country Report.

addition, a male who has not reached his eighteenth year and a female her sixteenth may not conclude a marriage.

16.56.2 The Civil Code stipulates that a marriage only becomes effective once it has been registered at the household administration authority. Consequently, when persons applying for marriage registration have not reached the above minimum statutory ages, they are violating the law and the household registration authority will not accept the registration.

16.56.3 Household registration data (Table 16-11) show that the number of couples getting married under the age of 18 as a proportion of all married couples fluctuated between 2009 and 2012. The percentage of males getting married under the age of 18 accounted for between 0.05% and 0.06% of the total, with 0.06 being the figure for 2012. During the same period, the number of females under the age of 18 getting married as a percentage of the total dropped from 0.52% to 0.43%.

16.57 Protection of minors against sexual intercourse

16.57.1 The Criminal Code stipulates that the minimum age of consent for sexual intercourse is 16.

16.57.2 Statistics from district prosecutors' offices for the number of people prosecuted for sexual intercourse with minors stood at 644 in 2009, 717 in 2010, 817 in 2011, and 910 in 2012. Females accounted for around 0.12% to 1.95% of those (Table 16-12).

Specific Measures

16.58 The government drafted amendments to make the minimum engagement age for both men and women 17 years old, and the minimum marriageable age 18. Although these were reviewed and approved by the Executive Yuan, the Legislative Yuan decided not to deliberate them.

Difficulties in Implementation and Directions for Future Efforts

16.59 Legislators have continued to draft amendments to make the ages at which males and females can legally get engaged or married the same. However, the Legislative Yuan has yet to deliberate or approve them. To meet the requirements of international covenants, the government will continue to promote amendments to bring the minimum engagement and marriage

ages into line for both men and women (17 and 18 years old, respectively).

Tables

Table 2-1: Cases Submitted through the Gender Equality Complaint Mailbox

| Complaint type | No. of cases | Plaintiff gender (%) | |
|--|--------------|----------------------|------|
| | | Female | Male |
| Gender discrimination in the workplace | 121 | 59.5 | 40.5 |
| Gender discrimination in education | 21 | 33.3 | 66.7 |
| Sexual harassment or personal safety | 5 | 100 | 0 |
| Others | 17 | 35.3 | 64.7 |
| Total | 164 | 54.9 | 45.1 |

Source: Executive Yuan

Table 2-2: Administrative Litigation Involving Gender Discrimination -
by Plaintiff Gender

(Statistics are based on final verdicts of the High Administrative Courts)

Unit: persons

| Year | | Total | Pregnancy discrimination | Sexual harassment | Multiple discrimination (including denying unpaid maternity leave) |
|------|----------|-------|--------------------------|-------------------|--|
| 2009 | Subtotal | 10 | 6 | 4 | 0 |
| | Female | 10 | 6 | 4 | 0 |
| | Male | 0 | 0 | 0 | 0 |
| 2010 | Subtotal | 6 | 5 | 1 | 0 |
| | Female | 6 | 5 | 1 | 0 |
| | Male | 0 | 0 | 0 | 0 |
| 2011 | Subtotal | 8 | 3 | 4 | 1 |
| | Female | 8 | 3 | 4 | 1 |
| | Male | 0 | 0 | 0 | 0 |
| 2012 | Subtotal | 13 | 3 | 9 | 1 |
| | Female | 12 | 3 | 8 | 1 |
| | Male | 1 | 0 | 1 | 0 |

| | | | | | |
|-------|------------|--------|----|----|---|
| Total | Subtotal | 37 | 17 | 18 | 2 |
| | Female (%) | 36(97) | 17 | 17 | 2 |
| | Male (%) | 1(3) | 0 | 1 | 0 |

Source: Judicial Yuan

Note: Administrative litigation involving gender and workplace discrimination is based on the number of cases in which a final verdict was reached by the High Administrative Courts. Cases that are appealed to the Supreme Administrative Court are excluded to avoid double counting.

Table 2-3: Administrative Litigation Involving Employment Discrimination -
by Plaintiff Gender

(Statistics are based on final verdicts of the High Administrative Courts)

Unit: persons

| Year | | Total | Age discrimination | Discrimination against physical or mental disability | Discrimination against previous union affiliation | Multiple discrimination |
|-------|----------|-------|--------------------|--|---|-------------------------|
| 2009 | Subtotal | 4 | 1 | 0 | 3 | 0 |
| | Female | 1 | 0 | 0 | 1 | 0 |
| | Male | 2 | 0 | 0 | 2 | 0 |
| | Unknown | 1 | 1 | 0 | 0 | 0 |
| 2010 | Subtotal | 3 | 1 | 0 | 2 | 0 |
| | Female | 0 | 0 | 0 | 0 | 0 |
| | Male | 2 | 0 | 0 | 2 | 0 |
| | Unknown | 1 | 1 | 0 | 0 | 0 |
| 2011 | Subtotal | 3 | 2 | 1 | 0 | 0 |
| | Female | 0 | 0 | 0 | 0 | 0 |
| | Male | 1 | 1 | 0 | 0 | 0 |
| | Unknown | 2 | 1 | 1 | 0 | 0 |
| 2012 | Subtotal | 6 | 1 | 1 | 4 | 0 |
| | Female | 1 | 1 | 0 | 0 | 0 |
| | Male | 4 | 0 | 0 | 4 | 0 |
| | Unknown | 1 | 0 | 1 | 0 | 0 |
| Total | Subtotal | 16 | 5 | 2 | 9 | 0 |

| | | | | | |
|-------------|-------|---|---|---|---|
| Female (%) | 2(13) | 1 | 0 | 1 | 0 |
| Male (%) | 9(56) | 1 | 0 | 8 | 0 |
| Unknown (%) | 5(31) | 3 | 2 | 0 | 0 |

Source: Judicial Yuan

Note: Administrative litigation involving gender and workplace discrimination is based on the number of cases in which a final verdict was reached by the High Administrative Courts. Cases that are appealed to the Supreme Administrative Court are excluded to avoid double counting.

Table 2-4: Administrative Court Judgments on Gender Discrimination Cases

(judgments 'for' or 'against' the employer)

Unit: cases

| Year | Total (across all courts) | Supreme Administrative Court | All 3 High Administrative Courts | Taipei High Administrative Court | Taichung High Administrative Court | Kaohsiung High Administrative Court | |
|-------|---------------------------|------------------------------|----------------------------------|----------------------------------|------------------------------------|-------------------------------------|-------|
| 2009 | Subtotal | 11 | 2 | 9 | 5 | 3 | 1 |
| | For | 1 | 0 | 1 | 0 | 1 | 0 |
| | Against | 10 | 2 | 8 | 5 | 2 | 1 |
| 2010 | Subtotal | 7 | 0 | 7 | 6 | 1 | 0 |
| | For | 2 | 0 | 2 | 1 | 1 | 0 |
| | Against | 5 | 0 | 5 | 5 | 0 | 0 |
| 2011 | Subtotal | 10 | 2 | 8 | 4 | 3 | 1 |
| | For | 3 | 0 | 3 | 1 | 1 | 1 |
| | Against | 7 | 2 | 5 | 3 | 2 | 0 |
| 2012 | Subtotal | 20 | 7 | 13 | 11 | 1 | 1 |
| | For | 3 | 1 | 2 | 2 | 0 | 0 |
| | Against | 17 | 6 | 11 | 9 | 1 | 1 |
| Total | Subtotal | 48 | 11 | 37 | 26 | 8 | 3 |
| | For (%) | 9(19) | 1(9) | 8(22) | 4(15) | 3(38) | 1(33) |
| | Against (%) | 39(81) | 10(91) | 29(78) | 22(85) | 5(62) | 2(67) |

Source: Judicial Yuan

Table 2-5: Administrative Court Judgments on Employment Discrimination Cases

(judgments 'for' or 'against' the employer)

Unit: cases

| Year | | Total (across all courts) | Supreme Administrative Court | All 3 High Administrative Courts | Taipei High Administrative Court | Taichung High Administrative Court | Kaohsiung High Administrative Court |
|-------|----------------|---------------------------------|------------------------------------|--|--|--|--|
| 2009 | Subtotal | 5 | 1 | 4 | 3 | 0 | 1 |
| | For | 1 | 0 | 1 | 1 | 0 | 0 |
| | Against | 4 | 1 | 3 | 2 | 0 | 1 |
| 2010 | Subtotal | 5 | 2 | 3 | 2 | 0 | 1 |
| | For | 0 | 0 | 0 | 0 | 0 | 0 |
| | Against | 5 | 2 | 3 | 2 | 0 | 1 |
| 2011 | Subtotal | 3 | 0 | 3 | 2 | 1 | 0 |
| | For | 0 | 0 | 0 | 0 | 0 | 0 |
| | Against | 3 | 0 | 3 | 2 | 1 | 0 |
| 2012 | Subtotal | 10 | 4 | 6 | 4 | 2 | 0 |
| | For | 1 | 0 | 1 | 1 | 0 | 0 |
| | Against | 9 | 4 | 5 | 3 | 2 | 0 |
| Total | Subtotal | 23 | 7 | 16 | 11 | 3 | 2 |
| | For (%) | 2(9) | 0 | 2(13) | 2(18) | 0 | 0 |
| | Against (%) | 21(91) | 7(100) | 14(87) | 9(82) | 3(100) | 2(100) |

Source: Judicial Yuan

Table 2-6: Reported Cases of Domestic Violence - by Victim Gender and Case Type

Unit: persons

| Year | Measurement | Victim gender × case type _No. of victims | | | | | | | | | | | | |
|------|----------------------------|---|--------|------|------------------|--------|------|----------------------|--------|------|---------|--------|------|--------|
| | Case type (as reported) | Violence in marriage/divorce/domestic partnership | | | Child protection | | | Abuse of the elderly | | | Others | | | Total |
| | | Gender | Female | Male | Unknown | Female | Male | Unknown | Female | Male | Unknown | Female | Male | |
| 2009 | | 43,046 | 4,428 | 434 | 8,044 | 8,498 | 794 | 1,467 | 1,053 | 28 | 11,166 | 4,530 | 240 | 83,728 |

| | | | | | | | | | | | | | |
|-------|---------|--------|-------|--------|--------|-------|-------|-------|-----|--------|--------|-------|---------|
| 2010 | 49,163 | 5,287 | 471 | 10,234 | 10,679 | 821 | 1,868 | 1,215 | 39 | 12,850 | 5,818 | 275 | 98,720 |
| 2011 | 43,562 | 5,672 | 660 | 11,889 | 11,763 | 334 | 1,766 | 1,096 | 48 | 11,368 | 5,617 | 375 | 94,150 |
| 2012 | 43,492 | 6,512 | 611 | 13,605 | 13,877 | 454 | 1,871 | 1,169 | 50 | 10,575 | 5,860 | 323 | 98,399 |
| Total | 179,263 | 21,899 | 2,176 | 43,772 | 44,817 | 2,403 | 6,972 | 4,533 | 165 | 45,959 | 21,825 | 1,213 | 374,997 |

Source: Ministry of the Interior

Note: Figures represent the number of victims in a year. Multiple incidents reported by one person are counted as one instance.

Table 2-7: Established Cases of Child Abuse in Taiwan - by Gender

| Year | Total (%) | Female (%) | Male (%) |
|------|-------------|--------------|-------------|
| 2009 | 13,400(100) | 6,754(50.4) | 6,646(49.6) |
| 2010 | 18,454(100) | 9,558(51.8) | 8,896(48.2) |
| 2011 | 17,667(100) | 9,390(53.1) | 8,277(46.9) |
| 2012 | 19,174(100) | 10,072(52.6) | 9,102(47.4) |

Source: Ministry of the Interior

Table 2-8: Types of Child Abuse in Taiwan - by Gender

| Year /Gender | Physical abuse (%) | Mental abuse (%) | Sexual abuse (%) | Negligence (%) | Abandonment (%) | Others (%) | Total (%) |
|--------------|--------------------|------------------|------------------|----------------|-----------------|--------------|---------------|
| 2009 | 4,936(35.07) | 1,373(9.75) | 1,216(8.64) | 2,503(17.78) | 379(2.69) | 3,668(26.06) | 14,075(100) |
| Female | 2,223(45.0) | 718(52.3) | 1,082(89.0) | 1,164(46.5) | 162(42.7) | 1,731(47.2) | 7,080(50.3) |
| Male | 2,713(55.0) | 655(47.7) | 134(11.0) | 1,339(53.5) | 217(57.3) | 1,937(52.8) | 6,995(49.7) |
| 2010 | 6,868(35.81) | 2,292(11.95) | 2,170(11.31) | 3,001(15.65) | 330(1.72) | 4,518(23.56) | 19,179(100) |
| Female | 3,118(45.3) | 1,118(48.8) | 1,907(87.9) | 1,370(45.7) | 197(59.7) | 2,273(50.3) | 9,983(52.0) |
| Male | 3,750(54.6) | 1,174(51.2) | 263(12.1) | 1,631(54.3) | 133(40.3) | 2,245(49.7) | 9,196(48.0) |
| 2011 | 8,182(40.40) | 2,237(11.05) | 2,348(11.60) | 2,728(13.47) | 269 (1.33) | 4,489(22.17) | 20,253(100) |
| Female | 385(47.1) | 1,179(52.7) | 2,002(85.26) | 1,291(47.32) | 143(53.16) | 2,200(49) | 10,668(52.67) |
| Male | 4,329(52.91) | 1,058(47.3) | 346(14.74) | 1,437(52.68) | 126(46.84) | 2,289(51) | 9,585(47.33) |
| 2012 | 8,065(37.5) | 2,410(11.2) | 2,715(12.6) | 2,601(12.1) | 199(1) | 5,498(25.6) | 21,488(100) |
| Female | 3,723(46.2) | 1,254(52.0) | 2,348(86.5) | 1,200(46.1) | 87(43.7) | 2,708(49.3) | 11,320(52.7) |
| Male | 4,342(53.8) | 1,156(48.0) | 367(13.5) | 1,401(53.9) | 112(56.3) | 2,790(50.7) | 10,168(47.3) |

Source: Ministry of the Interior

Table 2-9: Reported Cases of Sexual Assault - by Victim Gender and Case Type

Unit: persons

| Year | Gender | Gender of sexually assaulted victim × age | | | | | | | | | | | Total |
|-------|---------|---|-----------------|-------|--------|-------|-------|-------|-------|-------|-------------------|---------|--------|
| | | Age group | 0-6 (exclusive) | 6-11 | 12-17 | 18-23 | 24-29 | 30-39 | 40-49 | 50-64 | 65 years and over | Unknown | |
| 2009 | Female | | 244 | 528 | 3,349 | 960 | 556 | 582 | 242 | 106 | 18 | 633 | 7,218 |
| | Male | | 16 | 114 | 329 | 31 | 18 | 7 | 1 | 0 | 0 | 57 | 573 |
| | Unknown | | 10 | 16 | 78 | 26 | 16 | 13 | 9 | 1 | 17 | 31 | 217 |
| 2010 | Female | | 228 | 665 | 4,045 | 1,024 | 608 | 650 | 291 | 103 | 33 | 711 | 8,358 |
| | Male | | 28 | 140 | 443 | 61 | 16 | 10 | 3 | 2 | 1 | 61 | 765 |
| | Unknown | | 6 | 17 | 58 | 20 | 7 | 11 | 2 | 4 | 0 | 72 | 197 |
| 2011 | Female | | 274 | 739 | 4,964 | 1,132 | 567 | 547 | 278 | 127 | 22 | 971 | 9,621 |
| | Male | | 13 | 185 | 712 | 79 | 18 | 12 | 7 | 2 | 1 | 111 | 1,140 |
| | Unknown | | 7 | 20 | 111 | 24 | 8 | 14 | 8 | 1 | 0 | 167 | 360 |
| 2012 | Female | | 270 | 734 | 5,409 | 1,254 | 585 | 635 | 315 | 125 | 34 | 947 | 10,308 |
| | Male | | 27 | 205 | 831 | 87 | 30 | 18 | 12 | 2 | 1 | 122 | 1,335 |
| | Unknown | | 11 | 9 | 112 | 18 | 11 | 8 | 4 | 3 | 0 | 247 | 423 |
| Total | | | 1,134 | 3,372 | 20,441 | 4,716 | 2,440 | 2,507 | 1,172 | 476 | 127 | 4,130 | 40,515 |

Source: Ministry of the Interior

Note: Figures represent the number of victims in a year. Multiple incidents reported by one person are counted as one instance.

Table 2-10: Reported Cases of Sexual Assault - by Victim Gender and Physical/Mental Disability

| Year | Persons with physical or mental disability (including | Female (%) | Male (%) |
|------|---|------------|----------|
|------|---|------------|----------|

| | suspected cases) Total (%) | | |
|------|-------------------------------|------------|------------|
| 2009 | 683(100) | 616(90.19) | 67(9.81) |
| 2010 | 804(100) | 704(87.56) | 100(12.44) |
| 2011 | 1,007(100) | 855(84.91) | 152(15.09) |
| 2012 | 1,133(100) | 924(81.55) | 209(18.45) |

Source: Ministry of the Interior

Table 3-1: Women's Rights Investigations by the Control Yuan

| Case type | No. of cases | Percentage (%) |
|---|--------------|----------------|
| 1. Women's survival rights | 4 | 7.5 |
| 2. Women's health rights | 4 | 7.5 |
| 3. Women's work rights | 1 | 1.9 |
| 4. Domestic violence | 6 | 11.4 |
| 5. Sexual assault | 24 | 45.3 |
| 6. Sexual harassment | 9 | 17.0 |
| 7. Involuntary prostitution | 1 | 1.9 |
| 8. Spouses from mainland China and abroad | 4 | 7.5 |
| Total | 53 | 100 |

Source: Control Yuan

Table 4-1: Approved Number and Amount of Subsidies under the Foreign Spouses Assistance Fund

| Year | No. of approved cases | Amount approved (US\$) |
|------|-----------------------|------------------------|
| 2009 | 194 | 6,027,203.10 |
| 2010 | 362 | 7,229,424.34 |
| 2011 | 342 | 6,748,537.07 |
| 2012 | 457 | 14,045,876.12 |

Source: Ministry of the Interior

Table 5-1: Review Form for Gender Equality in Folk Customs and Culture

| Guidelines | |
|-------------------|---|
| 1. | Columns with bold frames are to be filled in by at least one review committee member invited by the governing authority (Note 1). All other columns are to be filled in by the respective folk customs preservation groups. |
| 2. | The preservation group must state the current status, reasons, and adjustment strategies for each of the items reviewed before submitting the form to the governing authority. |
| 3. | Before completing this form, the preservation group must read the Convention to Eliminate All Forms of Discrimination Against Women (CEDAW) to understand its fundamental principles, then review its items to determine whether there is "any distinction, exclusion or restriction made on the basis of sex" (Article 1 of CEDAW) and make the necessary adjustments to "ensure the full development and advancement of women, for the purpose of guaranteeing them the exercise and enjoyment of human rights and fundamental freedoms on a basis of equality with men" (Article 3 of CEDAW), so as to "modify the social and cultural patterns of conduct of men and women, with a view to achieving the elimination of prejudices and customary and all other practices which are based on the idea of the inferiority or the superiority of either of the sexes or on stereotyped roles for men and women" (Article 5 of CEDAW), and to "take all appropriate measures to eliminate discrimination against women in the political and public life of the country...and to ensure women, on equal terms with men, the right to vote in all elections and public referenda and to be eligible for election to all publicly elected bodies; ...(and) to participate in non-governmental organizations and associations concerned with the public and political life of the country" (Article 7 of CEDAW). |

| Name | |
|----------|---|
| Category | <input type="checkbox"/> Customs: including birth, adulthood, marriage, funerals, diet, living arrangements, dress, fishing, hunting, farming, ancestry and other customary practices. <input type="checkbox"/> Beliefs: including religion, figures worshipped, myths, celebrations, rituals, etc. <input type="checkbox"/> Festivals: including Lunar New Year, Lantern, Tomb Sweeping, Dragon Boat, Ghost, Mid-autumn, Double Ninth, Winter Solstice, etc. |

| | | | | |
|---|--|--|---|---|
| Preservation organization | | Date completed | (year) (month) (day) | |
| Preparer | Title | Contact number | | |
| Reviewed items | Description given by the preservation group | | | Review committee opinion Please refer to Note 2 when completing |
| | Current status Please explain each gender's role in the ritual | Reasons Please explain why each gender has been assigned specialized roles | Adjustment strategies/solutions | |
| Each gender's role (function) in the ritual | Please describe the core ritual | Male role (function): | <input type="checkbox"/> Adjustments/solutions implemented: <input type="checkbox"/> Adjustments/solutions proposed: | |
| | | Female role (function): | <input type="checkbox"/> Adjustments/solutions implemented: <input type="checkbox"/> Adjustments/solutions proposed: | |
| Gender-related taboos | General restrictions | <input type="checkbox"/> No special restrictions <input type="checkbox"/> Mourning of deceased <input type="checkbox"/> Seeing the deceased's body <input type="checkbox"/> 1st month after child birth <input type="checkbox"/> Newly wed <input type="checkbox"/> Celibacy <input type="checkbox"/> Fasting <input type="checkbox"/> Bathing <input type="checkbox"/> Other (please specify) | | |

| | | | | | |
|--|---|--|--|--|--|
| | Restrictions for males | <input type="checkbox"/> No special restrictions <input type="checkbox"/> Other (please specify) | | | |
| | Restrictions for females | <input type="checkbox"/> No special restrictions <input type="checkbox"/> Menstruation <input type="checkbox"/> Pregnancy <input type="checkbox"/> Postnatal confinement <input type="checkbox"/> Other (please specify) | | | |
| | Methods through which the preservation group's decision-making panel (e.g. board of directors, committees, etc.) are formed | The decision-making panel: Formulation of the decision-making panel | | | |
| | Gender ratios within the preservation group's decision-making panel (e.g. board of directors, committees, etc.) | Title: Males: (%) Females: (%) | | | |
| Gender stats (current year) | No. of participants | Approx. persons. Males %; females %. | | | |
| | Event workers | Approx. persons. Males %; females %. | | | |
| | Event committees | Approx. persons. Males %; females %. | | | |
| | Invited guests | Approx. persons. Males %; females %. | | | |
| | Followers' representatives | Approx. persons. Males %; females %. | | | |
| Pro-active measures for achieving gender | Means of encouraging female involvement in decision making | | | | |

| | | | | |
|--|--|--------------------|-----------------------------|--|
| equality | Means of encouraging female involvement in rituals | | | |
| | Other (please specify) | | | |
| Other (supplementary notes of the preservation organization) | | | | |
| Overall review opinion | | | | |
| Conforms with gender equality | <input type="checkbox"/> Yes <input type="checkbox"/> No Description: | | | |
| Measures for achieving gender equality | | | | |
| Review committee | | Review date | (year) (month) (day) | |
| Department | | Title | | |
| Area of expertise | | | | |

Table 5-2: Percentage of Female Police Officers

| Year | No. of female police officers | No. of male police officers | Percentage of female police officers (%) | Percentage of male police officers (%) | Total |
|------|-------------------------------|-----------------------------|--|--|--------|
| 2009 | 3,449 | 62,725 | 5.21 | 94.79 | 66,174 |
| 2010 | 3,848 | 62,383 | 5.81 | 94.19 | 66,231 |
| 2011 | 3,881 | 60,596 | 6.02 | 93.98 | 64,477 |
| 2012 | 4,116 | 60,160 | 6.40 | 93.60 | 64,276 |

Source: Ministry of the Interior

Table 5-3: Gender Statistics on Firefighters

| Year | Total | Female (%) | Male (%) |
|------|--------|--------------|---------------|
| 2009 | 11,593 | 961 (8.3) | 10,632 (91.7) |
| 2010 | 12,507 | 1,150 (9.2) | 11,357 (90.8) |
| 2011 | 13,255 | 1,379 (10.4) | 11,876 (89.6) |
| 2012 | 13,366 | 1,399 (10.5) | 11,967 (89.5) |

Source: Ministry of the Interior

Table 5-4: Current Officers of the Coast Guard Administration

| Year | Current head count | | | | | | | | | | | | | | |
|--------|--------------------|--------------------|------|-------------------|--------------------|--------------------|------------------------|------|-----------------|------------------------|------------------|--------|-------------|---------|------------------|
| | Sum | Military personnel | | | | | Non-military personnel | | | | | | | | |
| | | Total | % | Voluntary service | Volunteer soldiers | Compulsory service | Total | % | Police officers | General civil servants | Customs officers | Others | Technicians | Workers | Contract workers |
| 2009 | 13,823 | 10,819 | 78.3 | 4,409 | 637 | 6,410 | 3,004 | 21.7 | 1,843 | 692 | 175 | 294 | 191 | 20 | 83 |
| Female | 448 | 207 | 46.2 | 207 | 70 | - | 241 | 53.8 | 31 | 185 | - | 25 | 6 | 17 | 2 |
| Male | 13,375 | 10,612 | 79.3 | 4,202 | 567 | 6,410 | 2,763 | 20.7 | 1,812 | 507 | 175 | 269 | 185 | 3 | 81 |
| 2010 | 13,554 | 10,591 | 78.1 | 4,258 | 541 | 6,333 | 2,963 | 21.9 | 1,820 | 684 | 171 | 288 | 185 | 20 | 83 |
| Female | 443 | 216 | 48.8 | 216 | 69 | - | 227 | 51.2 | 31 | 171 | - | 25 | 6 | 17 | 2 |
| Male | 13,111 | 10,375 | 79.1 | 4,042 | 472 | 6,333 | 2,736 | 20.9 | 1,789 | 513 | 171 | 263 | 179 | 3 | 81 |
| 2011 | 13,845 | 10,952 | 79.1 | 4,103 | 475 | 6,849 | 2,893 | 20.9 | 1,778 | 677 | 161 | 277 | 179 | 16 | 82 |
| Female | 428 | 203 | 47.4 | 203 | 42 | - | 225 | 52.6 | 30 | 173 | - | 22 | 7 | 13 | 2 |
| Male | 13,417 | 10,749 | 80.1 | 3,900 | 433 | 6,849 | 2,668 | 19.9 | 1,748 | 504 | 161 | 255 | 172 | 3 | 80 |
| 2012 | 13,203 | 10,252 | 77.6 | 3,905 | 328 | 6,347 | 2,951 | 22.4 | 1,854 | 672 | 154 | 271 | 163 | 16 | 92 |
| Female | 452 | 206 | 45.6 | 206 | 35 | - | 246 | 54.4 | 40 | 184 | - | 22 | 7 | 13 | 2 |
| Male | 12,751 | 10,046 | 78.8 | 3,699 | 293 | 6,347 | 2,705 | 21.2 | 1,814 | 488 | 154 | 249 | 156 | 3 | 90 |

Source: Coast Guard Administration, Executive Yuan

Table 5-5: Nursing Personnel

| Year | No. of certified workers | | | No. of practitioners | | |
|------|--------------------------|--------------|---------|----------------------|--------------|---------|
| | Female (%) | Male (%) | Total | Female (%) | Male (%) | Total |
| 2009 | 214,849 (98.94) | 2,295 (1.06) | 217,144 | 127,848 (99.03) | 1,254 (0.97) | 129,102 |
| 2010 | 222,387 (98.90) | 2,481 (1.10) | 224,868 | 131,730 (98.93) | 1,428 (1.07) | 133,158 |
| 2011 | 228,761 (98.77) | 2,838 (1.23) | 231,599 | 135,369 (98.79) | 1,657 (1.21) | 137,026 |
| 2012 | 235,954 (98.65) | 3,238 (1.35) | 239,192 | 139,035 (98.60) | 1,972 (1.40) | 141,007 |

Source: Department of Health, Executive Yuan

Table 5-6: Supervision of Sex-related Offenses in Communications and Broadcasting

Unit: cases

| Year | Penalties imposed for broadcast and TV content that hinder children's mental development, violate social order, or constitute breaches against the Regulations Governing TV Program Classification or the Sexual Assault Prevention Act | Penalties on improper handling of sexual assault news | | Penalties on pornographic advertisements | |
|------|---|---|-----------------|--|-----------------|
| | | Electronic media | Broadcast media | Electronic media | Broadcast media |
| 2009 | 33 | 0 | 0 | 1 | 0 |
| 2010 | 20 | 0 | 0 | 3 | 0 |
| 2011 | 28 | 4 | 0 | 2 | 0 |
| 2012 | 43 | 4 | 0 | 0 | 0 |

Source: National Communications Commission

Table 6-1: Number of Victims of Cross-border Human Trafficking

| Type of exploitation | No. of people placed in shelters | Gender (%) | | Nationality (%) | | | | | | | | | |
|----------------------|----------------------------------|------------|------------|-----------------|-----------|----------|-----------------|----------------|----------|------------|--------|----------------|---|
| | | Female | Male | Indonesia | Vietnam | Thailand | The Philippines | Mainland China | Cambodia | Bangladesh | India | No nationality | |
| 2009 | Sexual | 85 | 85 (100) | 0 | 45 (53) | 12 (14) | 1 (1) | 0 | 27 (32) | 0 | 0 | 0 | 0 |
| | Labor | 244 | 173 (70.9) | 71 (29.1) | 120 (50) | 73 (30) | 6 (2) | 14 (6) | 0 | 9 (3) | 22 (9) | 0 | 0 |
| | Total | 329 | 258 (78.4) | 71 (21.6) | 71 (21.6) | 85 (26) | 7 (2) | 14 (4) | 27 (8) | 9 (3) | 22 (7) | 0 | 0 |
| 2010 | Sexual | 45 | 40 (88.9) | 5 (11.1) | 14 (31) | 4 (9) | 6 (13) | 2 (4) | 19 (43) | 0 | 0 | 0 | 0 |
| | Labor | 279 | 218 (78.1) | 61 (21.9) | 147 (53) | 71 (25) | 6 (2) | 37 (13) | 2 (1) | 13 (4) | 2 (1) | 1 (1) | 0 |
| | Total | 324 | 258 (79.6) | 66 (20.4) | 66 (20.4) | 75 (23) | 12 (4) | 39 (12) | 21 (6) | 13 (4) | 2 (1) | 1 (0) | 0 |
| 2011 | Sexual | 56 | 56 (100) | 0 | 20 (36) | 1 (2) | 1 (2) | 1 (2) | 33 (58) | 0 | 0 | 0 | 0 |
| | Labor | 263 | 173 (65.8) | 90 (34.2) | 155 (59) | 83 (32) | 9 (3) | 13 (4) | 0 | 2 (1) | 1 (1) | 0 | 0 |
| | Total | 319 | 229 (71.8) | 90 (28.2) | 90 (28.2) | 84 (26) | 10 (3) | 14 (4) | 33 (11) | 2 (1) | 1 (0) | 0 | 0 |
| 2012 | Sexual | 152 | 152 (100) | 0 | 131 (86) | 1 (1) | 0 | 0 | 20 (13) | 0 | 0 | 0 | 0 |
| | Labor | 310 | 244 (78.7) | 66 (21.3) | 225 (73) | 59 (19) | 1 (0) | 23 (7) | 0 | 2 (1) | 0 | 0 | 0 |
| | Total | 462 | 396 (85.7) | 66 (14.3) | 66 (14.3) | 60 (13) | 1 (0) | 23 (5) | 20 (4) | 2 (1) | 0 | 0 | 0 |

Source: Ministry of the Interior

Table 6-2: Foreign Industrial Workers in Taiwan

| Year | | Total | Indonesia | Malaysia | The Philippines | Thailand | Vietnam | Mongolia |
|------|--------|---------|-----------|----------|-----------------|----------|---------|----------|
| 2009 | Total | 176,073 | 18,346 | 10 | 49,401 | 60,137 | 48,179 | - |
| | Female | 49,311 | 2,230 | - | 25,235 | 8,309 | 13,537 | - |
| | (%) | (28) | (12.2) | - | (51.1) | (13.9) | (28.1) | - |
| | Male | 126,762 | 16,116 | 10 | 24,166 | 51,828 | 34,642 | - |
| | (%) | (72) | (87.8) | (100) | (48.9) | (86.1) | (71.9) | - |
| 2010 | Total | 193,545 | 21,313 | 10 | 54,218 | 64,516 | 53,488 | - |
| | Female | 55,264 | 2,551 | - | 28,337 | 9,064 | 15,312 | - |
| | (%) | (28.6) | (12) | - | (52.3) | (14) | (28.6) | - |
| | Male | 138,281 | 18,762 | 10 | 25,881 | 55,452 | 38,176 | - |
| | (%) | (71.4) | (88) | (100) | (47.7) | (86) | (71.4) | - |
| 2011 | Total | 227,806 | 27,329 | 3 | 59,824 | 70,695 | 69,955 | - |
| | Female | 63,997 | 3,372 | - | 31,049 | 10,131 | 19,445 | - |
| | (%) | (28.1) | (12.3) | - | (52) | (14.3) | (27.8) | - |
| | Male | 163,809 | 23,957 | 3 | 28,775 | 60,564 | 50,510 | - |
| | (%) | (71.9) | (87.7) | (100) | (48) | (85.7) | (72.2) | - |
| 2012 | Total | 242,885 | 33,724 | 4 | 63,865 | 66,741 | 78,551 | - |
| | Female | 66,779 | 4,063 | 1 | 31,499 | 9,979 | 21,237 | - |
| | (%) | (27.5) | (12) | (25) | (49.3) | (15) | (27) | - |
| | Male | 176,106 | 29,661 | 3 | 32,366 | 56,762 | 57,314 | - |
| | (%) | (72.5) | (88) | (75) | (50.7) | (85) | (73) | - |

Source: Council of Labor Affairs, Executive Yuan

Table 6-3: Foreign Care Workers in Taiwan

| Year | | Total | Indonesia | Malaysia | The Philippines | Thailand | Vietnam | Mongolia |
|------|--------|---------|-----------|----------|-----------------|----------|---------|----------|
| 2009 | Total | 174,943 | 121,058 | - | 22,676 | 1,295 | 29,914 | - |
| | Female | 173,103 | 120,158 | - | 22,246 | 1,092 | 29,607 | - |
| | (%) | (98.9) | (99.3) | - | (98.1) | (84.3) | (99) | - |
| | Male | 1,840 | 900 | - | 430 | 203 | 307 | - |
| | (%) | (1.1) | (0.7) | - | (1.9) | (15.7) | (1) | - |
| 2010 | Total | 186,108 | 135,019 | - | 23,320 | 1,226 | 26,542 | 1 |
| | Female | 184,268 | 134,075 | - | 22,905 | 1,031 | 26,256 | 1 |
| | (%) | (99) | (99.3) | - | (98.2) | (84.1) | (98.9) | (100) |
| | Male | 1,840 | 944 | - | 415 | 195 | 286 | - |
| | (%) | (1) | (0.7) | - | (1.8) | (15.9) | (1.1) | - |
| 2011 | Total | 197,854 | 148,080 | - | 23,017 | 1,068 | 25,688 | 1 |
| | Female | 196,007 | 147,062 | - | 22,638 | 898 | 25,408 | 1 |
| | (%) | (99.1) | (99.3) | - | (98.4) | (84.1) | (98.9) | (100) |
| | Male | 1,847 | 1,018 | - | 379 | 170 | 280 | - |
| | (%) | (0.9) | (0.7) | - | (1.6) | (15.9) | (1.1) | - |
| 2012 | Total | 202,694 | 157,403 | - | 22,921 | 870 | 21,499 | 1 |
| | Female | 200,922 | 156,388 | - | 22,533 | 741 | 21,259 | 1 |
| | (%) | (99.13) | (99.35) | - | (98.3) | (85.2) | (98.9) | (100) |
| | Male | 1,772 | 1,015 | - | 388 | 129 | 240 | - |
| | (%) | (0.87) | (0.65) | - | (1.7) | (14.8) | (1.1) | - |

Source: Council of Labor Affairs, Executive Yuan

Table 6-4: Penalties Imposed on Manpower Agencies for Violating Human Trafficking Prevention Laws

Unit: cases

| Item | | | 2009 | 2010 | 2011 | 2012 |
|---------------------------------------|--------------|--|----------|---------|---------|---------|
| Cases resulting in fines | | | 220 | 121 | 129 | 150 |
| Cases resulting in license suspension | | | 37 | 22 | 26 | 27 |
| Cases resulting in license revocation | | | 1 | 1 | 0 | 0 |
| Employment Services Act | Article 40-5 | Businesses overcharging (no. suspended) | 105 (10) | 22 (2) | 21 (6) | 23 (12) |
| | Article 45 | Businesses illegally brokering (no. suspended) | 12 (10) | 16 (16) | 24 (18) | 16 (9) |

Source: Council of Labor Affairs, Executive Yuan

Table 6-5: Number of Cases Handled by the Direct Hiring Service Center and Cost Savings for the Employer and Laborer

| Year | No. of employers served | Consultation and advisory services | Mail forwarding services | Cost savings for employers and foreign workers (US\$) |
|-------|-------------------------|------------------------------------|--------------------------|---|
| 2009 | 7,357 | 343,543 | 29,979 | 10,390,318.68 |
| 2010 | 9,385 | 573,062 | 39,045 | 14,407,572.72 |
| 2011 | 13,540 | 703,176 | 42,706 | 20,220,077.57 |
| 2012 | 15,748 | 616,494 | 50,712 | 24,172,832.58 |
| Total | 46,030 | 2,236,275 | 162,442 | 69,190,801.55 |

Source: Council of Labor Affairs, Executive Yuan

Table 6-6: Human Trafficking Cases Discovered

Unit: cases

| Year | No. of cases discovered | Case type | |
|-------|-------------------------|--------------------|---------------------|
| | | Labor exploitation | Sexual exploitation |
| 2009 | 88 | 46 | 42 |
| 2010 | 123 | 77 | 46 |
| 2011 | 126 | 73 | 53 |
| 2012 | 148 | 86 | 62 |
| Total | 485 | 282 | 203 |

Source: Ministry of the Interior

Table 6-7: Human Trafficking Cases Prosecuted By District Courts

| Year | Cases prosecuted and subject to summary judgment | | | |
|-------|--|---------|------------|----------|
| | Cases | Persons | Female (%) | Male (%) |
| 2009 | 118 | 335 | 32 | 68 |
| 2010 | 115 | 441 | 25 | 75 |
| 2011 | 151 | 437 | 29 | 71 |
| 2012 | 169 | 458 | 28 | 72 |
| Total | 553 | 1671 | 28 | 72 |

Source: Ministry of Justice

Table 6-8: Practical Knowledge and Skill Training

| Year | Female | Female (%) | Male | Male (%) | Total persons |
|-------|--------|------------|------|----------|---------------|
| 2009 | 13 | 61.90 | 8 | 38.10 | 21 |
| 2010 | 27 | 65.85 | 14 | 34.15 | 41 |
| 2011 | 41 | 54.67 | 34 | 45.33 | 75 |
| 2012 | 106 | 46.70 | 121 | 53.30 | 227 |
| Total | 187 | 51.37 | 177 | 48.63 | 364 |

Source: Judicial Yuan

Note: Trainees included judges, prosecutors, military judges, judicial associate officers, judge assistants, and immigration officers.

Table 6-9: Foreign Worker Complaints Made through the 1955 Foreign Worker 24HR Consultation Hotline and Airport Service Station

| Year | Item | 1955 Foreign Worker 24HR Consultation Hotline | Foreign worker service station - airport |
|------|--------------------------------------|---|--|
| 2009 | Number of cases | 31,124 | 723 |
| | Amount recovered for foreign workers | US\$186,234.10 | |
| 2010 | Number of cases | 146,867 | 425 |
| | Amount recovered for foreign workers | US\$2.93 million | |
| 2011 | Number of cases | 217,910 | 211 |
| | Amount recovered for foreign workers | US\$5.61 million | |
| 2012 | Number of cases | 275,675 | 61 |
| | Amount recovered for foreign workers | US\$4.44 million | |

Source: Council of Labor Affairs, Executive Yuan

Table 6-10: Interviews with Mainland Chinese Spouses Applying to Enter Taiwan for a Reunion

Unit: cases

| Year | Interviews |
|------|------------|
| 2009 | 28,686 |
| 2010 | 12,158 |
| 2011 | 8,822 |
| 2012 | 18,405 |

Source: Ministry of the Interior

Table 6-11: Prostitution and Fake Marriages Involving Residents from Mainland China

Unit: cases

| Year | Prostitution in Taiwan | Fake marriages |
|------|------------------------|----------------|
| 2009 | 68 | 557 |
| 2010 | 46 | 427 |
| 2011 | 25 | 437 |
| 2012 | 32 | 420 |

Source: Ministry of the Interior

Table 6-12: Children Caught up in the Sex Trade Accompanied by Social Workers during Investigations and Provided with Shelter

| Year | No. of persons discovered | | | | | | | | | | | | Accompanied investigations (no. of persons) | No. of persons sheltered | | | | | | | | | | | | | |
|------|---------------------------|--------|------|------|-----|----------|------|--------------------|------|---------|------|--------|---|--------------------------|-------|--------|--------------------|-------|--------|----------------|-------|--------|-----------------------------|-------|--------|----------------|---|
| | Total | | | | | Local | | | | Foreign | | | | Emergency shelter | | | Short-term shelter | | | Halfway school | | | Social welfare institutions | | | | |
| | | | | | | Ordinary | | Indigenous peoples | | | | | | | | | | | | | | | | | | Mainland China | |
| | Total | Female | % | Male | % | Female | Male | Female | Male | Female | Male | Female | | Male | Total | Female | Male | Total | Female | Male | Total | Female | Male | Total | Female | Male | |
| 2009 | 418 | 397 | 95.0 | 21 | 5.0 | 355 | 18 | 42 | 3 | | | | 347 | 328 | 19 | 389 | 376 | 13 | 366 | 354 | 12 | 167 | 167 | 57 | 52 | 5 | |
| 2010 | 573 | 534 | 93.2 | 39 | 6.8 | 500 | 34 | 33 | 5 | | | 1 | 465 | 429 | 36 | 521 | 501 | 20 | 441 | 427 | 14 | 191 | 190 | 1 | 63 | 58 | 5 |
| 2011 | 437 | 414 | 94.7 | 23 | 5.3 | 398 | 23 | 15 | | 1 | | | 407 | 387 | 20 | 404 | 397 | 7 | 370 | 366 | 4 | 109 | 109 | 57 | 56 | 1 | |
| 2012 | 367 | 356 | 97.0 | 11 | 3.0 | 323 | 10 | 30 | 1 | | | | 348 | 339 | 9 | 351 | 343 | 8 | 329 | 322 | 7 | 118 | 118 | 49 | 47 | 2 | |

| | | | | | | | | | | | | | | | | | | | | | | | | | | | | |
|-------|-------|-------|------|----|-----|-------|----|-----|---|---|---|---|---|-------|-------|----|-------|-------|----|-------|-------|----|-----|-----|---|-----|-----|----|
| Total | 1,795 | 1,701 | 94.8 | 94 | 5.2 | 1,576 | 85 | 120 | 9 | 1 | 0 | 1 | 0 | 1,567 | 1,483 | 84 | 1,665 | 1,617 | 48 | 1,506 | 1,469 | 37 | 585 | 584 | 1 | 226 | 213 | 13 |
|-------|-------|-------|------|----|-----|-------|----|-----|---|---|---|---|---|-------|-------|----|-------|-------|----|-------|-------|----|-----|-----|---|-----|-----|----|

Source: Ministry of the Interior

Note: Tables 6-13 and 6-14 are presented in terms of academic year. Each academic year represents the duration below:

- Academic year 2008: from August 2007 to July 2008.
- Academic year 2009: from August 2008 to July 2009.
- Academic year 2010: from August 2009 to July 2010.
- Academic year 2011: from August 2010 to July 2011.

Table 6-13: Female Elementary and Junior High School Dropouts

| Academic year | No. of dropouts | | | |
|---------------|--------------------------------|---------------|---------------------------------|---------------|
| | Female elementary students (%) | Total persons | Female junior high students (%) | Total persons |
| 2008 | 352 (42.82) | 822 | 1,935 (45.84) | 4,221 |
| 2009 | 356 (43.79) | 813 | 1,900 (44.00) | 4,318 |
| 2010 | 294 (41.79) | 704 | 2,221 (45.01) | 4,935 |
| 2011 | 224 (38.16) | 587 | 2,348 (49.00) | 4,792 |

Source: Ministry of Education

Table 6-14: Reasons and Statistics for Females Dropping out of Elementary and Junior High School

| Academic year | Reasons for female students dropping out (persons) | | | | | Total | |
|---------------|--|--------|--------|---------|--------|---------------|---------------|
| | Personal | Family | School | Society | Others | Female (%) | Total persons |
| 2008 | 850 | 664 | 247 | 510 | 16 | 2,287 (45.35) | 5,043 |
| 2009 | 887 | 664 | 228 | 454 | 23 | 2,256 (43.97) | 5,131 |
| 2010 | 1,099 | 623 | 267 | 507 | 19 | 2,515 (44.60) | 5,639 |
| 2011 | 1,103 | 615 | 283 | 551 | 20 | 2,572 (47.81) | 5,379 |

Source: Ministry of Education

Table 6-15: Rulings on Cross-border Marriage Brokerage Violations

| Year | Type | No. of cases | No. of fines | US\$ | Amount fined (US\$) |
|------|-----------------------|--------------|--------------|---------|---------------------|
| 2009 | Advertising | 50 | 51 | 242,400 | 244,700 |
| | Unlawful remuneration | 1 | | 2,300 | |
| | Other | 0 | | 0 | |
| 2010 | Advertising | 61 | 98 | 281,200 | 517,100 |
| | Unlawful remuneration | 36 | | 232,700 | |
| | Other | 1 | | 3,200 | |
| 2011 | Advertising | 27 | 82 | 126,100 | 482,500 |
| | Unlawful remuneration | 54 | | 35.55 | |
| | Other | 1 | | 1,000 | |
| 2012 | Advertising | 35 | 89 | 74,300 | 424,400 |
| | Unlawful remuneration | 53 | | 349,100 | |
| | Other | 1 | | 1,000 | |

Source: Ministry of the Interior

Note: "Other" comprises the following cases:

1. A fine of US\$3,232.06 imposed in one case of unauthorized cross-border marriage brokerage in 2010.
2. A fine of US\$969.62 imposed in one case of lack of due diligence in 2011.
3. A fine of US\$969.62 imposed in one case of lack of due diligence in 2012.

Table 6-16: Suspected Offenses against Public Morality Uncovered by Police

| Year | No. of cases | No. of persons |
|-------|--------------|----------------|
| 2009 | 2,317 | 8,361 |
| 2010 | 2,282 | 7,879 |
| 2011 | 2,159 | 7,175 |
| 2012 | 1,993 | 8,380 |
| Total | 8,751 | 31,795 |

Source: Ministry of the Interior

Table 6-17: Violations of the Human Trafficking Prevention Act Uncovered by Police

| Year | No. of cases | No. of persons by case type | | Subtotal (persons) |
|-------|--------------|-------------------------------|---------------------------------|--------------------|
| | | Sexual exploitation (persons) | Exploitation of labor (persons) | |
| 2009 | 43 | - | - | - |
| 2010 | 66 | - | - | - |
| 2011 | 79 | 190 | 131 | 321 |
| 2012 | 96 | 215 | 141 | 356 |
| Total | 284 | 405 | 272 | 677 |

Source: Ministry of the Interior

Table 6-18: Violations against the Child and Juvenile Sexual Transaction Prevention Act

| Year | No. of cases | Total no. of persons |
|-------|--------------|----------------------|
| 2009 | 839 | 967 |
| 2010 | 608 | 746 |
| 2011 | 707 | 812 |
| 2012 | 1,006 | 1,135 |
| Total | 3,160 | 3,660 |

Source: Ministry of the Interior

Table 6-19: District Summary Court Verdicts for Violations against Article 80 of the Social Order Maintenance Act

| Penalty type | 2009 | 2010 | 2011 |
|---|-------------|-------------|-------------|
| No. of verdicts/persons involved | 3,864/4,327 | 3,073/3,516 | 2,217/2,484 |
| No penalty | 868 | 1,072 | 975 |
| 1-day detention | 1,227 | 489 | 234 |
| 2-day detention | 235 | 73 | 47 |
| 3-day detention | 147 | 18 | 11 |
| 4-5 days of detention | 1 | 0 | 0 |
| Fine of US\$48.48 or below | 182 | 252 | 178 |
| Fine of more than US\$48.48 and up to US\$96.96 | 544 | 425 | 311 |
| Fine of more than US\$96.96 and up to US\$193.92 | 752 | 350 | 233 |
| Fine of more than US\$193.92 and up to US\$290.89 | 155 | 58 | 17 |
| Fine of more than US\$290.89 and up to US\$387.85 | 98 | 26 | 1 |
| Fine of more than US\$387.85 | 18 | 7 | 0 |
| Withdrawn | 1 | 1 | 2 |
| Penalty waived | 93 | 732 | 428 |
| Others | 6 | 13 | 47 |

Source: Judicial Yuan

Note: According to Interpretation No. 666 issued by the Judicial Yuan on November 6, 2009, penalties under Subparagraph 1 of Paragraph 1 of Article 80 of the Social Order Maintenance Act have been deemed to contradict Article 7 of the Constitution, and therefore should be voided two years after the interpretation was made. For some reason, certain district court judges ceased to impose such penalties even before the scheduled expiry date. Instead, no matter the situation, anyone who could be pardoned under Article 29 of the Social Order Maintenance Act was free from penalty.

Table 6-20: Penalties Imposed for Violations against Subparagraph 1 of Paragraph 1 of Article 80 of the Social Order Maintenance Act

Unit: cases

| Year | Nov. 6 to Dec. 31, 2011 | 2012 |
|---|-------------------------|-------|
| Fine of between US\$48.48 and US\$193.92 | 169 | 2,396 |
| Fine of between US\$193.92 and US\$387.85 | 2 | 94 |
| Fine of between US\$387.85 and US\$969.62 | 0 | 6 |
| Total | 171 | 2,496 |

Source: Ministry of the Interior

Note: Illegal sex transactions between a prostitute and a client are punished in a consistent manner, with both parties receiving identical penalties.

Table 7-1: Results of Major Central and Local Elections

| Election year and type | No. of eligible voters | | No. of voters | | Turnout by gender (%) | |
|---|------------------------|-----------|---------------|-----------|-----------------------|-------|
| | Female | Male | Female | Male | Female | Male |
| 2012 - the 13 th -term presidential election | 9,114,951 | 8,971,504 | 6,860,234 | 6,591,407 | 75.26 | 73.47 |
| 2010 special municipality mayoral elections | 5,435,363 | 5,228,182 | 3,932,547 | 3,714,744 | 72.35 | 71.05 |
| 2009 county magistrate/city mayor elections | 3,454,271 | 3,599,708 | 2,199,717 | 2,264,323 | 63.68 | 62.90 |
| 2008 - the 12 th -term presidential election | 8,651,142 | 8,670,480 | 6,717,276 | 6,504,575 | 77.65 | 75.02 |
| 2008 - the 7th Legislative Yuan elections | 8,631,607 | 8,656,944 | 5,014,362 | 5,064,296 | 58.09 | 58.50 |

Source: Central Election Commission

Table 7-2: Gender Statistics of Previous Election Candidates and Elected Representatives

| Election year and type | | No. of candidates | | Gender distribution (%) | | No. of elected representatives by gender | | Gender distribution (%) | | Percentage of elected representatives to number of candidates by gender (%) | |
|---|--|-------------------|------|-------------------------|-------|--|------|-------------------------|-------|---|-------|
| | | Female | Male | Female | Male | Female | Male | Female | Male | Female | Male |
| 2008 - the 7th Legislative Yuan elections | Division | 57 | 226 | 20.14 | 79.86 | 16 | 57 | 21.92 | 78.08 | 28.07 | 25.22 |
| | Indigenous peoples | 3 | 9 | 25 | 75 | 1 | 5 | 16.67 | 83.33 | 33.33 | 55.56 |
| | Legislators-at-large and overseas compatriot legislators | 61 | 67 | 47.66 | 52.34 | 17 | 17 | 50 | 50 | 27.87 | 25.37 |
| | Total | 121 | 302 | 28.61 | 71.39 | 34 | 79 | 30.09 | 69.91 | 28.10 | 26.16 |

Table 7-2: Gender Statistics of Previous Election Candidates and Elected Representatives

| Election year and type | | No. of candidates | | Gender distribution (%) | | No. of elected representatives by gender | | Gender distribution (%) | | Percentage of elected representatives to number of candidates by gender (%) | |
|---|--|-------------------|------|-------------------------|-------|--|------|-------------------------|-------|---|-------|
| | | Female | Male | Female | Male | Female | Male | Female | Male | Female | Male |
| 2012 - the 8th Legislative Yuan elections | Division | 65 | 202 | 24.34 | 75.66 | 19 | 54 | 26.03 | 73.97 | 29.23 | 26.73 |
| | Indigenous peoples | 3 | 13 | 18.75 | 81.25 | 1 | 5 | 16.67 | 83.33 | 33.33 | 38.46 |
| | Legislators-at-large and overseas compatriot legislators | 63 | 64 | 49.61 | 50.39 | 18 | 16 | 52.94 | 47.06 | 28.57 | 25 |
| | Total | 131 | 279 | 31.95 | 68.05 | 38 | 75 | 33.63 | 66.37 | 29.01 | 26.88 |
| 2009 - county/city councilor elections | | 241 | 694 | 25.78 | 74.22 | 162 | 430 | 27.36 | 72.64 | 67.22 | 61.96 |
| 2009 county magistrate/city mayor elections | | 7 | 47 | 12.96 | 87.04 | 3 | 14 | 17.65 | 82.35 | 42.86 | 29.79 |
| 2009 township/city mayor elections | | 71 | 399 | 15.11 | 84.89 | 25 | 186 | 11.85 | 88.15 | 35.21 | 46.62 |
| 2010 - municipal council elections | | 188 | 458 | 29.10 | 70.90 | 107 | 207 | 34.08 | 65.92 | 56.91 | 45.20 |
| 2010 - special municipality mayor elections | | 4 | 10 | 28.57 | 71.43 | 1 | 4 | 20 | 80 | 25 | 40 |
| 2010 - township/city council elections | | 806 | 3013 | 21.11 | 78.89 | 527 | 1795 | 22.70 | 77.30 | 68.38 | 59.58 |

Source: Central Election Commission

Table 7-3: Female Ministers under the Executive Yuan

| Term of service | Premier | Female ministers | Percentage of female ministers (%) |
|-----------------|-----------------|------------------|------------------------------------|
| 2008.5.20 | Liu Chao-Shiuan | 5 | 12 |
| 2009.9.10 | Wu Den-Yih | 9 | 23.68 |
| 2012.2.6 | Sean Chen | 11 | 30.55 |

Source: Directorate-General of Personnel Administration, Executive Yuan

Note:

1. Statistics based on the terms of service of different Premiers.
2. This table shows the number and percentage of female ministers (excluding the Vice Premier, the chief secretary, and ministers without portfolio) after 2008, when a new premier took office.

Table 7-4: Percentage of Committees at the Central Government Level Comprising At Least One-third of Each Gender

Unit: %

| Year | Percentage of Committees |
|------|--------------------------|
| 2009 | 87.29 |
| 2010 | 90.47 |
| 2011 | 92.63 |
| 2012 | 93.55 |

Source: Directorate-General of Personnel Administration, Executive Yuan

Table 7-5: Prosecutors' Statistics

| Year | Female | Male | Total | Female (%) | Male (%) |
|------|--------|------|-------|------------|----------|
| 2009 | 421 | 845 | 1266 | 33.3 | 66.7 |
| 2010 | 444 | 872 | 1316 | 33.7 | 66.3 |
| 2011 | 464 | 892 | 1356 | 34.2 | 65.8 |
| 2012 | 468 | 903 | 1371 | 34.1 | 65.9 |

Source: Ministry of Justice

Table 7-6: Judges' Statistics

| Year | Female | Male | Judges Total persons | Female (%) | Male (%) | Male-to-female ratio |
|------|--------|-------|-------------------------|---------------|----------|-------------------------|
| 2009 | 721 | 1,066 | 1,787 | 40.35 | 59.65 | 1:0.68 |
| 2010 | 764 | 1,079 | 1,843 | 41.45 | 58.55 | 1:0.71 |
| 2011 | 827 | 1,102 | 1,929 | 42.87 | 57.13 | 1:0.75 |
| 2012 | 876 | 1,102 | 1,978 | 44.29 | 55.71 | 1:0.76 |

Source: Judicial Yuan

Note:

1. The table represents the total number of chief judges, division-chief judges, and judges across all agencies under the Judicial Yuan as of December 31 each year.
2. The number of judges includes chief judges and division-chief judges.

Table 7-7: Certified Lawyers

| Year | Female | Male | Total certified | Female (%) | Male (%) |
|------|--------|------|-----------------|------------|----------|
| 2009 | 176 | 225 | 401 | 43.89 | 56.11 |
| 2010 | 205 | 271 | 476 | 43.07 | 56.93 |
| 2011 | 251 | 376 | 627 | 40.03 | 59.97 |
| 2012 | 363 | 501 | 864 | 42.01 | 57.99 |

Source: Ministry of Justice

Table 7-8: List of Government Exams with Gender Restrictions Recently Removed

| Exam type | Date rules announced | Note |
|-------------------------------|----------------------|--|
| Police officers' exam | September 21, 2010 | Fitness test during the 2nd exam: (1) Male candidates: perform at least 38 sit-ups in 1 minute, at least 2 pull-ups, and run 1600 meters in under 494 seconds. (2) Female candidates: perform at least 30 sit-ups in 1 minute, bent arm hang for at least 10 seconds, and run 800 meters in under 280 seconds. |
| National Security Agency Exam | May 30, 2012 | During the fitness test in the 2nd exam, candidates are tested for cardiorespiratory endurance by completing a 1200-meter run. The passing time is under 5 minutes and 50 seconds for males, and under 6 minutes and 20 seconds for females. |
| Coast Guard Exam | Nov 19, 2012 | During the fitness test in the 2nd exam, candidates are tested for cardiorespiratory endurance by completing a 1200-meter run. The passing time is under 5 minutes and 50 seconds for males, and under 6 minutes and 20 seconds for females. |
| Judicial | Mar 11, | During the fitness test in the 2nd exam, candidates are |

| | | |
|------------------------------|------|--|
| Officer Exam - Bailiff | 2013 | tested for cardiorespiratory endurance by completing a 1200-meter run. The passing time is under 5 minutes and 50 seconds for males, and under 6 minutes and 20 seconds for females. |
|------------------------------|------|--|

Source: Examination Yuan

Table 7-9: Size, Number, and Percentage of Enterprises Run by Females

| Year | Item | Total no. women's enterprises | Small and medium-sized enterprises | Large enterprise |
|------|--------------------------------------|-------------------------------------|--|---------------------|
| 2009 | No. of entities | 444,906 | 440,515 | 4,391 |
| | As share of total entities (%) | 35.61 | 35.96 | 17.88 |
| 2010 | No. of entities | 454,308 | 449,156 | 5,152 |
| | As share of total entities (%) | 35.82 | 36.20 | 18.57 |
| 2011 | No. of entities | 468,553 | 463,061 | 5,492 |
| | As share of total entities (%) | 36.03 | 36.42 | 18.9 |
| 2012 | No. of entities | 479,803 | 474,237 | 5,566 |
| | As share of total entities (%) | 36.16 | 36.55 | 19.07 |

Source: Ministry of Economic Affairs

Table 8-1: Gender Statistics for Foreign Affairs Officer Exams

| Year of exam | Actual no. of persons accepted | Female | Male | Female (%) |
|--------------|--------------------------------|--------|------|------------|
| 2009 | 25 | 12 | 13 | 48.00 |
| 2010 | 27 | 19 | 8 | 70.37 |
| 2011 | 30 | 13 | 17 | 43.33 |
| 2012 | 35 | 20 | 15 | 57.14 |

Source: Ministry of Foreign Affairs

Table 8-2: Female Personnel within the Ministry of Foreign Affairs

| Year | Female | Percentage (%) | Total persons |
|------|--------|----------------|---------------|
| 2009 | 633 | 34.51 | 1,834 |
| 2010 | 654 | 35.81 | 1,826 |
| 2011 | 643 | 35.23 | 1,825 |
| 2012 | 677 | 37.36 | 1,812 |

Source: Ministry of Foreign Affairs

Table 8-3: Female Senior Officers Stationed Overseas under the Ministry of Foreign Affairs

| Year | Female | Percentage (%) | Total persons |
|------|--------|----------------|---------------|
| 2009 | 56 | 14.39 | 389 |
| 2010 | 56 | 15.34 | 365 |
| 2011 | 57 | 16.43 | 347 |
| 2012 | 66 | 18.80 | 351 |

Source: Ministry of Foreign Affairs

Table 8-4: Female Ambassadors

| Year | Female | Percentage (%) | Total persons |
|------|--------|----------------|---------------|
| 2009 | 5 | 6.25 | 80 |
| 2010 | 6 | 7.50 | 80 |
| 2011 | 6 | 7.59 | 79 |
| 2012 | 8 | 10.13 | 79 |

Source: Ministry of Foreign Affairs

Table 8-5: Females Recruited through the Ministry of Economic Affairs Exam for Grade-Three Officers Stationed Overseas

| Year | Female | Percentage (%) | Total persons |
|------|--------|----------------|---------------|
| 2010 | 6 | 54.55 | 11 |
| 2011 | 9 | 56.25 | 16 |
| 2012 | 10 | 55.56 | 18 |

Source: Ministry of Economic Affairs

Table 8-6: Ministry of Economic Affairs Female Staff Stationed Overseas - by Grade

| Year | Senior | | Junior | |
|------|------------|---------------|------------|---------------|
| | Female (%) | Total persons | Female (%) | Total persons |
| 2009 | 9 (8.04) | 112 | 34 (31.19) | 109 |
| 2010 | 11 (10.38) | 106 | 36 (31.30) | 115 |
| 2011 | 16 (14.95) | 107 | 38 (32.20) | 118 |
| 2012 | 16 (14.95) | 107 | 39 (33.33) | 117 |

Source: Ministry of Economic Affairs

Table 8-7: Female Staff of the Overseas Community Affairs Council Stationed Overseas

| Year | Female | % | Total persons |
|------|--------|-------|---------------|
| 2010 | 14 | 29.79 | 47 |
| 2011 | 13 | 26.53 | 49 |
| 2012 | 14 | 28.00 | 50 |

Source: Overseas Community Affairs Council

Table 8-8: Female Staff of the Overseas Community Affairs Council Stationed Overseas - by Grade in 2012

| Grade | Title of Overseas Posting | Female | % | Total persons |
|--------|--|--------|-------|---------------|
| Senior | Overseas Community Affairs Counselor | 1 | 25.00 | 4 |
| | Overseas Community Affairs Vice Counselor | 1 | 12.50 | 8 |
| Junior | 1 st Secretary Overseas Community Affairs | 2 | 15.38 | 13 |
| | 2 nd Secretary Overseas Community Affairs | 4 | 22.00 | 18 |
| | 3 rd Secretary Overseas Community Affairs | 5 | 83.33 | 6 |
| | Other (officers) | 1 | 100 | 1 |
| Total | | 14 | - | 50 |

Source: Overseas Community Affairs Council

Table 8-9: Female Staff of the Ministry of Education Stationed Overseas - by Grade

| Year | Female (%) | | Total persons |
|------|------------|------------|---------------|
| | Senior | Junior | |
| 2009 | 9 (20) | 12 (26.67) | 45 |
| 2010 | 7 (15.56) | 14 (31.11) | 45 |
| 2011 | 10 (20.83) | 6 (12.5) | 48 |
| 2012 | 12 (26.67) | 13 (28.89) | 45 |

Source: Ministry of Education

Table 8-10: Female Staff of the National Science Council Stationed Overseas - by Grade

| Year | Senior | | Junior | |
|------|------------|---------------|------------|---------------|
| | Female (%) | Total persons | Female (%) | Total persons |
| 2009 | 6 (30.00) | 20 | 4 (36.36) | 11 |
| 2010 | 4 (22.22) | 18 | 5 (45.45) | 11 |
| 2011 | 4 (22.22) | 18 | 5 (50.00) | 10 |
| 2012 | 6 (31.57) | 19 | 5 (62.50) | 8 |

Source: National Science Council, Executive Yuan

Table 8-11: Female Staff of the Council of Agriculture Stationed Overseas - by Grade

| Year | Senior | | Junior | |
|------|------------|---------------|------------|---------------|
| | Female (%) | Total persons | Female (%) | Total persons |
| 2009 | 1 (33.33) | 3 | 1 (25) | 4 |
| 2010 | 1 (33.33) | 3 | 1 (25) | 4 |
| 2011 | 1 (25) | 4 | 1 (33.33) | 3 |
| 2012 | 1 (25) | 4 | 1 (33.33) | 3 |

Source: Council of Agriculture, Executive Yuan

Table 8-12: Women's Participation in Inter-government Meetings

| Year | Female (%) | Total |
|------|-------------|-------|
| 2009 | 263 (42.53) | 623 |
| 2010 | 395 (37.73) | 1,047 |
| 2011 | 385 (36.36) | 1,059 |
| 2012 | 418 (40.12) | 1,042 |

Source: Ministry of Foreign Affairs

Table 8-13: Women's Participation in APEC Meetings

| Year | Female (%) | Total persons |
|------|-------------|---------------|
| 2009 | 138 (39.31) | 351 |
| 2010 | 182 (38.32) | 475 |
| 2011 | 179 (37.76) | 474 |
| 2012 | 210 (39.11) | 537 |

Source: Ministry of Foreign Affairs

Table 8-14: Women's Participation in International Conferences Subsidized by the Ministry of Economic Affairs

| Year | Female | Percentage (%) | Total persons |
|------|--------|----------------|---------------|
| 2009 | 80 | 33.33 | 240 |
| 2010 | 83 | 31.67 | 262 |
| 2011 | 104 | 36.49 | 285 |
| 2012 | 123 | 41.69 | 295 |

Source: Ministry of Economic Affairs

Table 8-15: Female Representatives in International Sports Conferences

| Year | Total no. of persons | | Funding | |
|------|----------------------|---------------|--------------------|----------------------|
| | Female (%) | Total persons | US\$ (%) | Total funding (US\$) |
| 2009 | 71 (29.34) | 242 | 54,712.41(25.26) | 216,601.75 |
| 2010 | 72 (33.96) | 212 | 62,292.63 (24.62) | 253,067.36 |
| 2011 | 84 (27.91) | 301 | 67,727.34 (29.69) | 228,114.61 |
| 2012 | 122 (36.74) | 332 | 109,510.41 (31.36) | 349,243.79 |

Source: Ministry of Education

Table 8-16: ROC Women Assuming Key Roles in International Sports Organizations

| Year | Female | Percentage (%) | Total persons |
|------|--------|----------------|---------------|
| 2009 | 8 | 8.5 | 94 |
| 2010 | 22 | 14.77 | 149 |
| 2011 | 18 | 15 | 120 |
| 2012 | 17 | 13.08 | 130 |

Source: Ministry of Education

Table 8-17: Female Representatives in the United Nations Permanent Forum on Indigenous Issues

| Year | Female (%) | | No. of persons appointed | Total subsidies (US\$) |
|------|--------------------|------------------------|--------------------------|------------------------|
| | Indigenous peoples | Non-indigenous peoples | | |
| 2009 | 0 | 1 (25) | 4 | 18,380.70 |
| 2010 | 4 (66) | 0 | 6 | 29,960.96 |
| 2011 | 3 (50) | 0 | 6 | 34,925.66 |
| 2012 | 5 (83) | 0 | 6 | 34,744.67 |

Source: Council of Indigenous Peoples, Executive Yuan

Table 8-18: Female Recipients of the Global Exchange Subsidy for Indigenous Peoples

| Year | Total no. of persons | | Funding | |
|------|----------------------|-------|-----------------|----------------------|
| | Female (%) | Total | US\$ (%) | Total funding (US\$) |
| 2009 | 15 (55.6) | 27 | 2,828.05 (28.1) | 10,050.00 |
| 2010 | 38 (55.9) | 68 | 4848.09 (83.3) | 5,817.71 |
| 2011 | 20 (42.6) | 47 | 2585.65 (64.5) | 4,007.76 |
| 2012 | 38 (59.3) | 64 | 2294.76 (68.2) | 3,361.34 |

Source: Council of Indigenous Peoples, Executive Yuan

Table 9-1: Number of Foreign Nationals Having Acquired or Recovered ROC Nationality

| Year | Nationality acquired | | | | | Nationality recovered | | | | |
|------|----------------------|----------------------|-------|----------------------|------|-----------------------|----------------------|-------|----------------------|-------|
| | Total | Female | | Male | | Total | Female | | Male | |
| | | Total no. of persons | % | Total no. of persons | % | | Total no. of persons | % | Total no. of persons | % |
| 2009 | 9,853 | 9,665 | 98.09 | 188 | 1.91 | 6 | 3 | 50.00 | 3 | 50.00 |
| 2010 | 7,692 | 7,521 | 97.78 | 171 | 2.22 | 11 | 7 | 63.64 | 4 | 36.36 |
| 2011 | 5,923 | 5,784 | 97.65 | 139 | 2.35 | 12 | 7 | 58.33 | 5 | 41.67 |
| 2012 | 5,597 | 5,415 | 96.75 | 182 | 3.25 | 11 | 6 | 54.55 | 5 | 45.45 |

Source: Ministry of the Interior

Table 9-2: Number of Foreign Nationals Having Acquired ROC Nationality - by Gender and Origin

| Year | | Total | Vietnam | Indonesia | The Philippines | Cambodia | Myanmar | Thailand | Malaysia | Japan | India | Nepal | No nationality | Other |
|------|----------|-------|---------|-----------|-----------------|----------|---------|----------|----------|-------|-------|-------|----------------|-------|
| 2009 | Subtotal | 9,853 | 7,556 | 1,085 | 325 | 314 | 313 | 107 | 16 | 7 | 8 | 7 | 81 | 34 |
| | Female | 9,665 | 7,538 | 1,057 | 307 | 313 | 265 | 104 | 12 | 4 | 4 | 1 | 45 | 15 |
| | % | 98.09 | 99.76 | 97.42 | 94.46 | 99.68 | 84.66 | 97.20 | 75.00 | 57.14 | 50.00 | 14.29 | 55.56 | 44.12 |
| | Male | 188 | 18 | 28 | 18 | 1 | 48 | 3 | 4 | 3 | 4 | 6 | 36 | 19 |
| | % | 1.91 | 0.24 | 2.58 | 5.54 | 0.32 | 15.34 | 2.80 | 25.00 | 42.86 | 50.00 | 85.71 | 44.44 | 55.88 |
| 2010 | Subtotal | 7,692 | 5,887 | 913 | 280 | 165 | 272 | 72 | 24 | 10 | 3 | 8 | 20 | 38 |
| | Female | 7,521 | 5,871 | 876 | 264 | 165 | 230 | 71 | 16 | 6 | 2 | 2 | 8 | 10 |
| | % | 97.78 | 99.73 | 95.95 | 94.29 | 100 | 84.56 | 98.61 | 66.67 | 60.00 | 66.67 | 25.00 | 40.00 | 26.32 |
| | Male | 171 | 16 | 37 | 16 | 0 | 42 | 1 | 8 | 4 | 1 | 6 | 12 | 28 |
| | % | 2.22 | 0.27 | 4.05 | 5.71 | 0.00 | 15.44 | 1.39 | 33.33 | 40.00 | 33.33 | 75.00 | 60.00 | 73.68 |
| 2011 | Subtotal | 5,923 | 4,525 | 767 | 247 | 72 | 120 | 78 | 25 | 18 | 9 | 8 | 12 | 42 |
| | Female | 5,784 | 4,514 | 738 | 237 | 72 | 94 | 73 | 18 | 12 | 4 | 1 | 6 | 15 |
| | % | 97.65 | 99.76 | 96.22 | 95.95 | 100 | 78.33 | 93.59 | 72.00 | 66.67 | 44.44 | 12.50 | 50.00 | 35.71 |
| | Male | 139 | 11 | 29 | 10 | 0 | 26 | 5 | 7 | 6 | 5 | 7 | 6 | 27 |
| | % | 2.35 | 0.24 | 3.78 | 4.05 | 0.00 | 21.67 | 6.41 | 28.00 | 33.33 | 55.56 | 87.50 | 50.00 | 64.29 |
| 2012 | Subtotal | 5,597 | 4,288 | 681 | 310 | 54 | 74 | 43 | 24 | 20 | 14 | 15 | 22 | 52 |
| | Female | 5,415 | 4,259 | 645 | 296 | 53 | 61 | 43 | 14 | 14 | 3 | 0 | 13 | 14 |
| | % | 96.75 | 99.32 | 94.71 | 95.48 | 98.15 | 82.43 | 100 | 58.33 | 70.00 | 21.43 | 0.00 | 59.09 | 26.92 |
| | Male | 182 | 29 | 36 | 14 | 1 | 13 | 0 | 10 | 6 | 11 | 15 | 9 | 38 |
| | % | 3.25 | 0.68 | 5.29 | 4.52 | 1.85 | 17.57 | 0.00 | 41.67 | 30.00 | 78.57 | 100. | 40.91 | 73.08 |

Source: Ministry of the Interior

Table 9-3: Foreign Spouses Services Hotline

| Year | Service volume (times) | Proportional increase/decrease compared to previous year |
|------|---------------------------|---|
| 2009 | 14,136 | — |
| 2010 | 11,614 | -18% |
| 2011 | 11,444 | -1% |
| 2012 | 12,659 | +11% |

Source: Ministry of the Interior

Table 9-4: Foreigners' Services Hotline

| Year | Cases served (times) | Proportional increase/decrease compared to previous year |
|------|-------------------------|---|
| 2009 | 58,875 | — |
| 2010 | 57,614 | -2% |
| 2011 | 52,500 | -9% |
| 2012 | 50,267 | -4% |

Source: Ministry of the Interior

Note: Table 10 is presented in terms of academic years. Each academic year represents the duration below:

- Academic year 2008: from August 2007 to July 2008
- Academic year 2009: from August 2008 to July 2009
- Academic year 2010: from August 2009 to July 2010
- Academic year 2011: from August 2010 to July 2011

Table 10-1: Female Primary and Secondary School Graduates and Overall School-age (6-17) Population ¹¹⁷

| School year | Elementary | | Junior high | | High school | | Vocational | | Special education | | School-age population | |
|-------------|--------------------|-----------------|--------------------|-----------------|-------------------|-----------------|-------------------|-----------------|-------------------|-----------------|-----------------------|-----------------|
| | Female (%) | Total graduates | Female (%) | Total graduates | Female (%) | Total graduates | Female (%) | Total graduates | Female (%) | Total graduates | Female (%) | Total graduates |
| 2008 | 150,567 (47.92) | 314,200 | 151,854 (48.04) | 316,080 | 66,368 (50.41) | 131,669 | 46,504 (45.12) | 103,064 | 759 (39.08) | 1,942 | 1,731,330 (47.90) | 3,614,451 |
| 2009 | 138,235 (47.93) | 288,408 | 152,279 (48.22) | 315,798 | 66,363 (50.56) | 131,263 | 47,086 (44.88) | 104,927 | 782 (38.79) | 2,016 | 1,688,478 (47.91) | 3,524,264 |
| 2010 | 130,172 (47.92) | 271,625 | 152,059 (47.98) | 316,906 | 65,409 (50.72) | 128,967 | 50,044 (45.56) | 109,837 | 824 (40.43) | 2,038 | 1,639,752 (47.90) | 3,423,115 |
| 2011 | 136,258 (47.70) | 285,628 | 148,878 (48.16) | 309,159 | 64,634 (50.30) | 128,502 | 50,391 (45.87) | 109,863 | 837 (45.87) | 2,184 | 1,582,445 (47.88) | 3,305,200 |

Source: Ministry of Education

¹¹⁷ This article is in response to recommendation 2 by German expert Hanna Beate Schopp-Schilling for the Initial Country Report.

Table 10-2: Female Higher Education Graduates and Overall School-age (18-21) Population

| Academic year | Junior college | | University | | Master's Degree | | Doctoral Degree | | School-age population | |
|---------------|----------------|-----------------|-----------------|-----------------|-----------------|-----------------|-----------------|-----------------|-----------------------|-----------------|
| | Female (%) | Total graduates | Female (%) | Total graduates | Female (%) | Total graduates | Female (%) | Total graduates | Female (%) | Total graduates |
| 2008 | 17,008 (60.71) | 28,014 | 119,079 (52.25) | 227,885 | 22,932 (39.76) | 57,674 | 957 (26.66) | 3,589 | 619,840 (48.09) | 1,288,994 |
| 2009 | 16,184 (65.61) | 24,668 | 117,488 (51.72) | 227,174 | 24,327 (40.89) | 59,492 | 956 (25.80) | 3,705 | 623,038 (47.97) | 1,298,852 |
| 2010 | 14,411 (70.42) | 20,463 | 118,578 (51.81) | 228,878 | 25,073 (41.77) | 60,024 | 1,044 (27.15) | 3,846 | 612,121 (47.88) | 1,278,504 |
| 2011 | 14,032 (73.06) | 19,205 | 120,756 (51.95) | 232,448 | 25,526 (42.51) | 60,050 | 1,092 (28.28) | 3,861 | 620,191 (47.91) | 1,294,620 |

Source: Ministry of Education

Table 10-3: Female College Graduates (Bachelor and Diploma Holders) and Fields of Study ¹¹⁸

| School Year | Education | | Humanities and arts | | Social science, commerce, and law | | Science | | Engineering, manufacturing and construction | | Agriculture | | Medicine, health and social welfare | | Services | | Others | |
|-------------|---------------|-----------------|---------------------|-----------------|-----------------------------------|-----------------|----------------|-----------------|---|-----------------|---------------|-----------------|-------------------------------------|-----------------|----------------|-----------------|------------|-----------------|
| | Female (%) | Total graduates | Female (%) | Total graduates | Female (%) | Total graduates | Female (%) | Total graduates | Female (%) | Total graduates | Female (%) | Total graduates | Female (%) | Total graduates | Female (%) | Total graduates | Female (%) | Total graduates |
| 2008 | 3,889 (68.00) | 5,719 | 23,819 (73.59) | 32,366 | 45,569 (65.08) | 70,022 | 10,384 (38.30) | 27,111 | 7,993 (13.26) | 60,257 | 2,570 (53.22) | 4,829 | 28,293 (82.47) | 34,308 | 13,573 (63.76) | 21,287 | -- | -- |
| 2009 | 3,353 (66.06) | 5,076 | 24,572 (73.42) | 33,466 | 43,125 (64.35) | 67,015 | 9,996 (37.69) | 26,517 | 7,944 (13.62) | 58,318 | 2,341 (51.60) | 4,537 | 27,951 (82.20) | 34,005 | 14,390 (62.82) | 22,908 | -- | -- |
| 2010 | 3,186 (65.05) | 4,898 | 25,367 (74.24) | 34,169 | 42,169 (64.14) | 65,743 | 9,462 (37.41) | 25,292 | 7,804 (13.76) | 56,701 | 2,516 (52.61) | 4,782 | 27,251 (81.25) | 33,538 | 15,224 (62.95) | 24,186 | 10 (31.25) | 32 |
| 2011 | 3,436 (68.84) | 4,991 | 25,837 (73.32) | 35,239 | 41,600 (63.86) | 65,137 | 9,822 (38.16) | 25,741 | 7,764 (13.84) | 56,112 | 2,498 (51.46) | 4,854 | 27,351 (81.54) | 33,545 | 16,477 (63.32) | 26,022 | 3 (25.00) | 12 |

Source: Ministry of Education

Note:

1. This table has been prepared according to the ROC Standard Classification for Education (4th Amendment) implemented on July 4, 2007.
2. Others include 990101 (Graduate School of Human Sexuality) and 990199 (not classified). These categories

¹¹⁸ This article is in response to recommendation 1 by Korean expert Heisoo Shin for the Initial Country Report.

were not available during the 2008 and 2009 academic years.

Table 10-4: Female Graduates with Physical or Mental Disabilities

| Ordinary schools | | | | | | | | | | |
|-------------------|---------------|---------------|---------------|---------------|---------------|---------------|-------------------------------|---------------|-------------|---------------|
| School Year | Pre-school | | Elementary | | Junior high | | High school/Vocational school | | College | |
| | Female (%) | Total persons | Female (%) | Total persons | Female (%) | Total persons | Female (%) | Total persons | Female (%) | Total persons |
| 2008 | 1,308 (33.21) | 3,938 | 2,489 (35.16) | 7,079 | 2,758 (35.67) | 7,732 | 1,449 (34.44) | 4,207 | 689 (40.55) | 1,699 |
| 2009 | 1,123 (31.26) | 3,592 | 2,547 (35.78) | 7,118 | 2,651 (34.64) | 7,652 | 1,588 (36.46) | 4,355 | 730 (39.67) | 1,840 |
| 2010 | 1,071 (30.86) | 3,471 | 2,365 (34.17) | 6,922 | 2,580 (34.40) | 7,501 | 1,417 (35.87) | 3,950 | 776 (38.08) | 2,038 |
| 2011 | 1,463 (30.54) | 4,790 | 2,578 (34.09) | 7,562 | 2,866 (34.61) | 8,280 | 1,839 (35.88) | 5,125 | 611 (40.87) | 1,495 |
| Special education | | | | | | | | | | |
| School Year | Pre-school | | Elementary | | Junior high | | High school/Vocational school | | | |
| | Female (%) | Total persons | Female (%) | Total persons | Female (%) | Total persons | Female (%) | Total persons | | |
| 2008 | 35 (41.67) | 84 | 71 (45.81) | 155 | 157 (40.36) | 389 | 517 (41.23) | 1,254 | | |
| 2009 | 44 (44.00) | 100 | 49 (34.75) | 141 | 166 (39.71) | 418 | 522 (39.10) | 1,335 | | |
| 2010 | 37 (44.58) | 83 | 49 (38.28) | 128 | 168 (40.38) | 416 | 514 (37.77) | 1,361 | | |
| 2011 | 30 (38.96) | 77 | 59 (46.09) | 128 | 146 (37.63) | 388 | 588 (39.92) | 1,473 | | |

Source: Ministry of Education

Table 10-5: Females Graduating from Police Schools

| Academic year | Taiwan Police College | | Central Police University | |
|---------------|-----------------------|---------------|---------------------------|---------------|
| | Female (%) | Total persons | Female (%) | Total persons |
| | | | | |

| | | | | |
|------|------------|-----|-------------|-----|
| 2008 | 75 (8.33) | 900 | 111 (15.72) | 706 |
| 2009 | 67 (9.71) | 690 | 126 (17.97) | 701 |
| 2010 | 86 (9.95) | 864 | 90 (14.56) | 618 |
| 2011 | 86 (10.15) | 847 | 124 (18.54) | 669 |

Source: Ministry of the Interior

Note: In 2008, the duration of post-graduate studies at the Central Police University was extended to three years (for general university graduates), with the extra year comprising preliminary police studies. This caused a marked drop in the number of graduates in 2010 compared to the previous year, as there were no students from general universities graduating then.

Table 10-6: Female Students in Military Schools

| Academic year | Female (%) | Total persons |
|---------------|---------------|---------------|
| 2008 | 665 (8.96) | 7,420 |
| 2009 | 1,220 (11.23) | 10,863 |
| 2010 | 1,408 (11.73) | 12,001 |
| 2011 | 1,346 (11.95) | 11,256 |

Source: Ministry of National Defense

Table 10-7: Female Vocational Training

| Year | Pre-employment training | | On-the-job training | | Youth training | |
|------|-------------------------|---------------|---------------------|---------------|----------------|---------------|
| | Female (%) | Total persons | Female (%) | Total persons | Female (%) | Total persons |
| 2009 | 36,543 (61.68) | 59,245 | 31,972 (61.76) | 51,772 | 19,336 (53.35) | 36,245 |
| 2010 | 34,901 (64.92) | 53,763 | 35,333 (64.00) | 55,207 | 18,227 (52.91) | 34,447 |
| 2011 | 36,928 (66.02) | 55,933 | 43,527 (64.24) | 67,757 | 15,368 (51.59) | 29,791 |
| 2012 | 35,102 (63.30) | 55,452 | 47,431 (66.70) | 71,111 | 20,342 (56.15) | 36,228 |

Source: Council of Labor Affairs, Executive Yuan

Table 10-8: Female Candidates and Acceptance Rate in National Civil Service Exams

| Year | No. of exam candidates | | No. of persons recruited | |
|------|------------------------|---------------|--------------------------|---------------|
| | Female (%) | Total persons | Female (%) | Total persons |
| 2009 | 72,516 (59.15) | 122,597 | 1,668 (48.73) | 3,423 |
| 2010 | 79,009 (59.81) | 132,103 | 1,777 (52.95) | 3,356 |
| 2011 | 82,021 (60.75) | 135,004 | 3,036 (56.50) | 5,373 |
| 2012 | 94,314 (60.40) | 156,161 | 3,344 (56.42) | 5,927 |

Source: Examination Yuan

Table 10-9: Female Teachers

| School Year | Kindergarten | | Elementary | | Junior high | | High school | | Vocational | | Special education | | University | | College | | Junior college | |
|-------------|-------------------|---------------|-------------------|---------------|-------------------|---------------|-------------------|---------------|------------------|---------------|-------------------|---------------|-------------------|---------------|------------------|---------------|------------------|---------------|
| | Female (%) | Total persons | Female (%) | Total persons | Female (%) | Total persons | Female (%) | Total persons | Female (%) | Total persons | Female (%) | Total persons | Female (%) | Total persons | Female (%) | Total persons | Female (%) | Total persons |
| 2008 | 17,172 (98.87) | 17,369 | 68,655 (68.51) | 100,206 | 35,084 (67.76) | 51,777 | 20,858 (60.01) | 34,759 | 8,408 (51.05) | 16,470 | 1,260 (72.66) | 1,734 | 13,275 (32.11) | 41,342 | 3,455 (39.55) | 8,736 | 955 (67.11) | 1,423 |
| 2009 | 16,708 (98.84) | 16,904 | 68,066 (68.65) | 99,155 | 35,227 (67.88) | 51,899 | 21,471 (60.35) | 35,580 | 8,589 (51.79) | 16,585 | 1,274 (73.30) | 1,738 | 12,923 (31.20) | 41,422 | 3,114 (40.08) | 7,769 | 989 (67.42) | 1,469 |
| 2010 | 14,489 (99.04) | 14,630 | 68,703 (69.01) | 99,562 | 35,383 (68.09) | 51,965 | 21,850 (60.26) | 36,257 | 8,833 (52.25) | 16,906 | 1,302 (72.73) | 1,790 | 13,560 (31.71) | 42,768 | 2,565 (40.60) | 6,318 | 1,104 (69.09) | 1,598 |
| 2011 | 14,788 (99.13) | 14,918 | 68,303 (69.32) | 98,528 | 34,890 (68.16) | 51,188 | 22,066 (60.61) | 36,407 | 8,910 (52.49) | 16,976 | 1,313 (71.79) | 1,829 | 14,052 (32.34) | 43,445 | 2,041 (39.28) | 5,196 | 1,159 (68.54) | 1,691 |

Source: Ministry of Education

Table 10-10: Female Instructors in Higher Education

| Academic year | Professor | | Associate professor | | Assistant professor | | Lecturer | | Other | | Assistants prior to 1997/3/21 | |
|---------------|------------------|---------------|---------------------|---------------|---------------------|---------------|------------------|---------------|------------------|---------------|-------------------------------|---------------|
| | Female (%) | Total persons | Female (%) | Total persons | Female (%) | Total persons | Female (%) | Total persons | Female (%) | Total persons | Female (%) | Total persons |
| 2008 | 1,647 (17.05) | 9,657 | 3,846 (27.91) | 13,782 | 4,259 (33.08) | 12,875 | 5,701 (50.05) | 11,390 | 812 (42.60) | 1,906 | 1,420 (75.09) | 1,891 |
| 2009 | 1,739 (17.46) | 9,958 | 4,033 (28.40) | 14,199 | 4,627 (34.09) | 13,572 | 5,272 (50.85) | 10,367 | 964 (47.51) | 2,029 | 391 (73.36) | 533 |
| 2010 | 1,844 (17.95) | 1,0275 | 4,220 (29.30) | 14,402 | 4,919 (35.14) | 14,000 | 4,806 (51.27) | 9,374 | 1,092 (50.51) | 2,162 | 348 (73.89) | 471 |
| 2011 | 1,939 (18.32) | 1,0586 | 4,408 (30.08) | 14,656 | 5,063 (35.93) | 14,091 | 4,411 (52.85) | 8,347 | 1,126 (50.07) | 2,249 | 305 (75.68) | 403 |

Source: Ministry of Education

Note:

1. Full-time instructors include assistants.
2. From the academic year 2009 onwards, the number of assistants represents those hired before March 21, 1997. Assistants hired after that date are counted as staff.

Table 10-11: Female Instructors in Police Schools

| Academic year | Professor | | Associate professor | | Assistant professor | | Lecturer | | Military instructor | | Assistant | |
|---------------|--------------|---------------|---------------------|---------------|---------------------|---------------|---------------|---------------|---------------------|---------------|---------------|---------------|
| | Female (%) | Total persons | Female (%) | Total persons | Female (%) | Total persons | Female (%) | Total persons | Female (%) | Total persons | Female (%) | Total persons |
| 2008 | 8 (15.38) | 52 | 19 (29.69) | 64 | 3 (17.65) | 17 | 13 (36.11) | 36 | 2 (11.11) | 18 | 21 (80.77) | 26 |
| 2009 | 9 (16.98) | 53 | 18 (30.00) | 60 | 4 (20.00) | 20 | 13 (39.39) | 33 | 2 (11.11) | 18 | 21 (80.77) | 26 |
| 2010 | 9 (16.66) | 54 | 17 (30.36) | 56 | 4 (19.05) | 21 | 13 (39.39) | 33 | 2 (10.52) | 19 | 22 (81.48) | 27 |
| 2011 | 9 (16.98) | 53 | 15 (28.30) | 53 | 6 (21.43) | 28 | 11 (37.93) | 29 | 2 (12.50) | 16 | 22 (81.48) | 27 |

Source: Ministry of the Interior

Table 10-12: Female Principals/Presidents of Educational Institutions

| Academic year | Elementary | | Junior high | | High school | | Vocational | | Special education | | University | | College | | Junior college | |
|---------------|----------------|---------------|----------------|---------------|---------------|---------------|---------------|---------------|-------------------|---------------|-------------|---------------|--------------|---------------|----------------|---------------|
| | Female (%) | Total persons | Female (%) | Total persons | Female (%) | Total persons | Female (%) | Total persons | Female (%) | Total persons | Female (%) | Total persons | Female (%) | Total persons | Female (%) | Total persons |
| 2008 | 722 (27.20) | 2,654 | 210 (28.38) | 740 | 62 (19.31) | 321 | 17 (10.90) | 156 | 5 (33.33) | 15 | 5 (4.90) | 102 | 4 (8.89) | 45 | 5 (33.33) | 15 |
| 2009 | 743 (27.95) | 2,658 | 218 (29.46) | 740 | 67 (20.30) | 330 | 17 (10.90) | 156 | 6 (40.00) | 15 | 6 (5.71) | 105 | 3 (6.82) | 44 | 3 (20.00) | 15 |
| 2010 | 756 (28.41) | 2,661 | 224 (30.27) | 740 | 71 (21.19) | 335 | 17 (10.90) | 156 | 7 (38.89) | 18 | 5 (4.46) | 112 | 3 (8.33) | 36 | 3 (20.00) | 15 |
| 2011 | 776 (29.18) | 2,659 | 230 (31.00) | 742 | 74 (22.02) | 336 | 17 (10.97) | 155 | 7 (38.89) | 18 | 7 (6.03) | 116 | 2 (6.25%) | 32 | 2 (13.33) | 15 |

Source: Ministry of Education

Table 10-13: Female Applicants for National Science Council Projects

| Year | No. of applications | | No. of cases approved | | Subsidies (million US\$) | |
|------|---------------------|-------|-----------------------|-------|--------------------------|-------|
| | Female (%) | Total | Female (%) | Total | Female (%) | Total |

| | | persons | | persons | | Amount |
|------|---------------|---------|---------------|---------|---------------|--------|
| 2009 | 6,117 (21.51) | 28,440 | 2,822 (20.69) | 13,639 | 2,521 (17.12) | 475.66 |
| 2010 | 6,811 (22.69) | 30,017 | 3,112 (21.76) | 14,301 | 2,743 (18.41) | 481.35 |
| 2011 | 7,161 (23.55) | 30,402 | 3,060 (21.69) | 14,110 | 2,436 (17.59) | 447.51 |
| 2012 | 6,878 (23.27) | 29,558 | 3,198 (21.75) | 14,703 | 2,688 (17.35) | 500.58 |

Source: National Science Council, Executive Yuan

Table 10-14: Applications and Approvals for the Gender and Technology Project

| Year | No. of cases applied | | No. of cases approved | | Case approval rate | | Funding approval rate | | Average budget | |
|------|----------------------|-------------|-----------------------|-------------|--------------------|----------|-----------------------|----------|----------------|-------------|
| | Female (%) | Total cases | Female (%) | Total cases | Female (%) | Male (%) | Female (%) | Male (%) | Female (US\$) | Male (US\$) |
| 2009 | 81 (66.94) | 121 | 29 (70.73) | 41 | 35.80 | 30 | 30.21 | 30.07 | 19,900 | 23,400 |
| 2010 | 8 (80) | 10 | 2 (100) | 2 | 25 | 0 | 16.41 | 0 | 43,300 | 0 |
| 2011 | 65 (69.15) | 94 | 22 (78.57) | 28 | 33.85 | 20.69 | 11.31 | 16.46 | 21,700 | 30,800 |
| 2012 | 111 (67.27) | 165 | 37 (66.07) | 56 | 33.33 | 35.19 | 21.43 | 24.43 | 18,000 | 22,100 |

Source: National Science Council, Executive Yuan

Table 10-15: Female Winners of the Ta-You Wu Memorial Award

| Year | Female (%) | Total persons |
|------|------------|---------------|
| 2009 | 7 (20.00) | 35 |
| 2010 | 5 (12.50) | 40 |
| 2011 | 10 (25.00) | 40 |
| 2012 | 12 (30.00) | 40 |

Source: National Science Council, Executive Yuan

Table 10-16: Female Beneficiaries of Higher Education Subsidies

| Academic year | Tuition waivers for college students | | College subsidies for disadvantaged students | | Student loan interest subsidies for high school and vocational school students | |
|---------------|--------------------------------------|---------|--|---------|--|---------|
| | Female (%) | Total | Female (%) | Total | Female (%) | Total |
| 2008 | 112,398 (53.00) | 212,057 | 59,736 (61.24) | 97,542 | 228,358 (51.11) | 446,824 |
| 2009 | 112,319 (53.88) | 208,464 | 64,007 (61.38) | 104,286 | 229,488 (51.30) | 447,310 |
| 2010 | 117,058 (54.15) | 216,163 | 66,629 (59.52) | 111,944 | 220,806 (51.60) | 427,888 |
| 2011 | 125,071 (54.23) | 230,632 | 68,876 (59.17) | 116,410 | 204,260 (51.59) | 395,896 |

Source: Ministry of Education

Table 10-17: Female Students Studying Abroad

| Year | Government sponsored | | Overseas scholarship | | Overseas scholarships for exceptional students | | Hardship stipend for overseas students | | Pilot overseas internships | |
|------|----------------------|---------------|----------------------|---------------|--|---------------|--|---------------|----------------------------|---------------|
| | Female (%) | Total persons | Female (%) | Total persons | Female (%) | Total persons | Female (%) | Total persons | Female (%) | Total persons |
| 2009 | 48 (41.74) | 115 | 138 (46.00) | 300 | 774 (70.56) | 1,097 | 56 (71.79) | 78 | 558 (67.39) | 828 |
| 2010 | 68 (55.74) | 122 | 149 (47.30) | 315 | 882 (69.34) | 1,272 | 26 (72.22) | 36 | 562 (64.23) | 875 |
| 2011 | 67 (49.63) | 135 | 152 (46.06) | 330 | 424 (69.74) | 608 | 40 (80.00) | 50 | 745 (65.29) | 1,141 |
| 2012 | 74 (54.81) | 135 | 149 (44.35) | 336 | 175 (65.79) | 266 | 41 (77.36) | 53 | 358 (73.21) | 489 |

Source: Ministry of Education

Table 10-18: Female Applicants and Beneficiaries of the Central Police University Scholarship

| Academic year | No. of applicants | | No. of beneficiaries | | Amount of scholarship (US\$) | |
|---------------|-------------------|-------|----------------------|-------|-------------------------------|--------------|
| | Female (%) | Total | Female (%) | Total | Amount granted to females (%) | Total Amount |
| 2008 | 62 (53.91) | 115 | 38 (45.78) | 83 | 7,595.35 (50.53) | 15,029.09 |
| 2009 | 48 (45.71) | 105 | 24 (36.92) | 65 | 5,009.70 (41.89) | 11,958.63 |
| 2010 | 157 (60.15) | 261 | 47 (61.84) | 76 | 8,726.57 (62.07) | 14,059.47 |
| 2011 | 125 (55.80) | 224 | 47 (61.84) | 76 | 8,468.00 (59.55) | 14,221.07 |

Source: Central Police University

Table 10-19: Female Applicants and Beneficiaries of the Taiwan Police College
Scholarship

| Academic year | No. of applicants | | No. of beneficiaries | | Amount of scholarship (US\$) | |
|---------------|-------------------|-------|----------------------|-------|-------------------------------|--------------|
| | Female (%) | Total | Female (%) | Total | Amount granted to females (%) | Total Amount |
| 2008 | 69 (33.33) | 207 | 7 (30.43) | 23 | 1,131.22 (35.35) | 3,199.74 |
| 2009 | 54 (30) | 180 | 8 (22.85) | 35 | 1,163.54 (24.82) | 4,686.49 |
| 2010 | 51 (25.37) | 201 | 6 (27.27) | 22 | 840.34 (27.08) | 3,102.78 |
| 2011 | 51 (24.87) | 205 | 7 (25.92) | 27 | 1,001.94 (25.61) | 3,910.80 |

Source: Taiwan Police College

Table 10-20: Student Pregnancies

| Year | Elementary/Junior high school | | High school/Vocational school | | University/College | |
|--------------------|-------------------------------|---------------|-------------------------------|---------------|--------------------|---------------|
| | Female (%) | Total persons | Female (%) | Total persons | Female (%) | Total persons |
| 2009 | 115 (85.82) | 134 | 368 (92.46) | 398 | 311 (96.88) | 321 |
| 2010 | 149 (85.63) | 174 | 184 (95.83) | 192 | 314 (98.43) | 319 |
| Academic year 2011 | 178 (96.22) | 185 | 237 (90.80) | 261 | 470 (97.10) | 484 |

Source: Ministry of Education

Note:

1. The statistics, available since the database was created in 2009, include help requests from male students, as well as married women who became pregnant while studying in college or above.
2. For practical reasons, surveys have been conducted in terms of academic year since 2011.

Table 10-21: Female Higher Education Students Taking Physical Education Courses

| Academic year | University/College | | Junior college/Vocational school | |
|---------------|--------------------|---------------|----------------------------------|---------------|
| | Female (%) | Total persons | Female (%) | Total persons |
| 2010 | 207,206 (49.17) | 421,349 | 283,097 (51.81) | 546,385 |
| 2011 | 208,390 (49.74) | 418,937 | 294,813 (52.83) | 558,080 |

Source: Ministry of Education

Note: Statistics were incomplete prior to academic year 2010.

Table 10-22: Illiteracy Rate among Females Aged 15 and Above

| Year | Illiterate population | Illiterate female population | Illiteracy (%) | Female illiteracy (%) |
|------|-----------------------|------------------------------|----------------|-----------------------|
| 2009 | 403,516 | 354,828 | 2.09 | 3.67 |
| 2010 | 382,112 | 337,289 | 1.96 | 3.44 |
| 2011 | 361,724 | 320,490 | 1.83 | 3.24 |
| 2012 | 341,274 | 303,204 | 1.71 | 3.03 |

Source: Ministry of the Interior

Table 10-23: Female Students in Ordinary Community Colleges

| Year | Female (%) | Total persons |
|------|-----------------|---------------|
| 2011 | 184,583 (70.72) | 261,018 |
| 2012 | 222,828 (70.80) | 314,750 |

Source: Ministry of Education

Note: Gender statistics were first compiled in 2011.

Table 10-24: Number of Women Supported by the Single Parent Subsidy Program

| Year | Female (%) | Total persons |
|------|-------------|---------------|
| 2009 | 553 (94.37) | 586 |
| 2010 | 542 (93.45) | 580 |
| 2011 | 632 (93.77) | 674 |
| 2012 | 495 (93.58) | 529 |

Source: Ministry of the Interior

Table 10-25: Female Students in Elementary/Junior High Supplementary Schools and Adult Basic Education Courses

| Academic year | Supplementary schools | | | | Year | Adult basic education courses | | | |
|---------------|-----------------------|----------------|---------------|----------------|------|-------------------------------|---------------------------------------|----------------|-------------------------------|
| | Elementary | | Junior high | | | Female students (%) | Foreign spouse students - females (%) | Total students | Total foreign spouse students |
| | Female (%) | Total students | Female (%) | Total students | | | | | |
| 2008 | 14,750 (95.91) | --- | 6,776 (87.32) | --- | 2009 | --- | --- | 38,224 | --- |
| 2009 | 12,732 (95.59) | --- | 6,563 (79.52) | --- | 2010 | --- | --- | 32,520 | --- |
| 2010 | 11,493 (95.13) | 12,081 | 6,148 (79.53) | 8,698 (43.77) | 2011 | 14,606 (94.62) | 8,402 (96.6) | 15,437 | 8,698 |
| 2011 | 10,328 (94.12) | 10,973 | 5,715 (79.17) | 7,300 (55.02) | 2012 | 12,639 (94) | 7,060 (96.7) | 13,434 | 7,300 |

Source: Ministry of Education

Table 10-26: Female Participation in Local Family Education Centers

| Year | Participants | | Cases handled through Hotline 885 | |
|------|-------------------------|---------------|-----------------------------------|---------------|
| | Female (%) | Total persons | Female (%) | Total persons |
| 2009 | No statistics available | 311,314 | No statistics available | 4,897 |
| 2010 | 477,021 (60.49) | 788,630 | 6,474 (70.83) | 9,140 |
| 2011 | 719,907 (54.91) | 1,310,994 | 5,355 (70.34) | 7,613 |
| 2012 | 696,126 (63.40) | 1,098,043 | 6,548 (72.35) | 9,050 |

Source: Ministry of Education

Table 10-27: Male Participation in Local Family Education Centers

| Year | Male (%) | Total persons |
|------|-------------------------|---------------|
| 2009 | No statistics available | 311,314 |
| 2010 | 311,609 (39.51) | 788,630 |
| 2011 | 591,087 (45.09) | 1,310,994 |
| 2012 | 498,291 (45.38) | 1,098,043 |

Source: Ministry of Education

Table 10-28: Female Participation in Gender Equality
Workshops

| Academic year | Female (%) | Total persons |
|---------------|---------------|---------------|
| 2008 | 877 (66.39) | 1,321 |
| 2009 | 1,882 (69.55) | 2,706 |
| 2010 | 1,708 (74.29) | 2,299 |
| 2011 | 924 (79.11) | 1,168 |

Source: Ministry of Education

Table 11-1: Female Labor Force - by Age

| Year | | Total (thousands) | Percentage (%) | Age 15-24 (thousands) | Percentage (%) | Age 25-44 (thousands) | Percentage (%) | Age 45-64 (thousands) | Percentage (%) | Age 65 and above (thousands) | Percentage (%) |
|--------|------|-------------------|----------------|-----------------------|----------------|-----------------------|----------------|-----------------------|----------------|------------------------------|----------------|
| Total | 2009 | 10,917 | | 875 | | 6,278 | | 3,570 | | 194 | |
| | 2010 | 11,070 | | 872 | | 6,300 | | 3,699 | | 199 | |
| | 2011 | 11,200 | | 872 | | 6,297 | | 3,834 | | 197 | |
| | 2012 | 11,341 | | 893 | | 6,296 | | 3,945 | | 206 | |
| Female | 2009 | 4,737 | 42.3 | 485 | 55.6 | 2,845 | 45.2 | 1,352 | 35.3 | 55 | 27.9 |
| | 2010 | 4,828 | 43.6 | 474 | 54.4 | 2,882 | 45.7 | 1,416 | 38.3 | 57 | 28.6 |
| | 2011 | 4,896 | 44.8 | 468 | 53.5 | 2,905 | 46.3 | 1,468 | 41.1 | 55 | 28.4 |
| | 2012 | 4,972 | 43.8 | 479 | 53.6 | 2,914 | 46.3 | 1,523 | 38.6 | 56 | 27.2 |

Source: Directorate-General of Budget, Accounting and Statistics, Executive Yuan

Note: The labor force refers to the civilian population aged 15 and above who are able to work.

Table 11-2: Labor Force Participation Rate - by Age and Gender

Unit: %

| Year/gender | | Total | Aged 15-24 | Aged 15-19 | Aged 20-24 | Aged 25-44 | Aged 25-29 | Aged 30-34 | Aged 35-39 | Aged 40-44 |
|-------------|--------|-------|------------|------------|------------|------------|------------|------------|------------|------------|
| 2009 | Total | 57.9 | 28.62 | 8.84 | 49.64 | 84.19 | 85.82 | 85.18 | 84.24 | 81.45 |
| | Female | 49.62 | 31.48 | 9.2 | 53.57 | 75.58 | 82.39 | 76.46 | 73.35 | 69.72 |
| | Male | 66.4 | 25.72 | 8.5 | 45.34 | 92.98 | 89.35 | 94.11 | 95.39 | 93.2 |
| 2010 | Total | 58.07 | 28.78 | 8.93 | 50.26 | 84.72 | 86.88 | 85.18 | 84.56 | 82.22 |
| | Female | 49.89 | 31.06 | 8.76 | 53.68 | 76.51 | 83.69 | 76.71 | 74.25 | 71.17 |
| | Male | 66.51 | 26.46 | 9.09 | 46.56 | 93.15 | 90.17 | 93.9 | 95.23 | 93.37 |
| 2011 | Total | 58.17 | 28.56 | 8.69 | 50.27 | 85.56 | 89.39 | 85.89 | 84.13 | 82.92 |
| | Female | 49.97 | 30.7 | 8.44 | 53.39 | 77.53 | 86.91 | 77.5 | 73.94 | 71.97 |
| | Male | 66.67 | 26.43 | 8.92 | 46.92 | 93.89 | 92.01 | 94.59 | 94.76 | 94.07 |
| 2012 | Total | 58.35 | 29.08 | 8.45 | 51.65 | 86.33 | 91.87 | 86.4 | 83.96 | 83.6 |
| | Female | 50.19 | 31.23 | 8.15 | 54.73 | 78.38 | 89.22 | 78.08 | 74 | 73.17 |
| | Male | 66.83 | 26.94 | 8.72 | 48.34 | 94.6 | 94.66 | 95.05 | 94.36 | 94.28 |

Source: Directorate-General of Budget, Accounting and Statistics, Executive Yuan

Table 11-2: Labor Force Participation Rate - by Age and Gender (cont.)

Unit: %

| Year/gender | | Aged 45-64 | Aged 45-49 | Aged 50-54 | Aged 55-59 | Aged 60-64 | Aged 65 and over |
|-------------|--------|------------|------------|------------|------------|------------|------------------|
| 2009 | Total | 60.25 | 76.62 | 65.43 | 49.95 | 31.75 | 8.05 |
| | Female | 45.17 | 62.89 | 49.56 | 33.51 | 18.38 | 4.40 |
| | Male | 75.65 | 90.41 | 81.57 | 66.90 | 45.79 | 11.95 |
| 2010 | Total | 60.31 | 77.20 | 65.93 | 50.67 | 32.20 | 8.09 |
| | Female | 45.61 | 63.97 | 50.49 | 34.33 | 19.32 | 4.43 |
| | Male | 75.36 | 90.53 | 81.67 | 67.59 | 45.73 | 12.07 |
| 2011 | Total | 60.36 | 77.84 | 67.14 | 51.66 | 32.01 | 7.93 |
| | Female | 45.59 | 64.63 | 51.85 | 35.31 | 18.38 | 4.23 |
| | Male | 75.54 | 91.22 | 82.74 | 68.62 | 46.37 | 12.00 |
| 2012 | Total | 60.48 | 78.70 | 67.73 | 52.52 | 32.56 | 8.10 |
| | Female | 46.01 | 66.09 | 52.89 | 36.36 | 18.67 | 4.20 |
| | Male | 75.39 | 91.49 | 82.89 | 69.32 | 47.24 | 12.46 |

Source: Directorate-General of Budget, Accounting and Statistics, Executive Yuan

Table 11-3: Unemployment Rate - by Age and Gender

Unit: %

| Year/gender | | Total | Aged 15-24 | Aged 15-19 | Aged 20-24 | Aged 25-44 | Aged 25-29 | Aged 30-34 | Aged 35-39 | Aged 40-44 |
|-------------|--------|-------|---------------|---------------|---------------|---------------|---------------|---------------|---------------|---------------|
| 2009 | Total | 5.85 | 14.49 | 13.55 | 14.67 | 5.93 | 8.77 | 5.82 | 4.64 | 4.23 |
| | Female | 4.96 | 13.56 | 13.71 | 13.53 | 4.7 | 7.19 | 4.69 | 3.54 | 2.8 |
| | Male | 6.53 | 15.66 | 13.38 | 16.15 | 6.95 | 10.26 | 6.76 | 5.52 | 5.31 |
| 2010 | Total | 5.21 | 13.09 | 10.93 | 13.51 | 5.35 | 8.15 | 5.19 | 4.1 | 3.77 |
| | Female | 4.45 | 12.66 | 10.89 | 12.96 | 4.3 | 6.86 | 4.17 | 3.28 | 2.44 |
| | Male | 5.8 | 13.6 | 10.97 | 14.2 | 6.23 | 9.4 | 6.04 | 4.76 | 4.79 |
| 2011 | Total | 4.39 | 12.47 | 11.22 | 12.71 | 4.46 | 7.11 | 4.32 | 3.32 | 3.02 |
| | Female | 3.96 | 12.35 | 11.82 | 12.44 | 3.8 | 6.36 | 3.9 | 2.32 | 2.18 |
| | Male | 4.71 | 12.61 | 10.68 | 13.04 | 5.03 | 7.86 | 4.67 | 4.13 | 3.67 |
| 2012 | Total | 4.24 | 12.66 | 9.8 | 13.17 | 4.38 | 7.08 | 4.34 | 3.37 | 2.76 |
| | Female | 3.92 | 12.63 | 9.68 | 13.08 | 3.8 | 6.44 | 3.72 | 2.78 | 1.99 |
| | Male | 4.49 | 12.69 | 9.9 | 13.28 | 4.88 | 7.72 | 4.86 | 3.85 | 3.38 |

Source: Directorate-General of Budget, Accounting and Statistics, Executive Yuan

Table 11-3: Unemployment Rate - by Age and Gender (cont.)

Unit: %

| Year/gender | | Aged 45-64 | Aged 45-49 | Aged 50-54 | Aged 55-59 | Aged 60-64 | Aged 65 and over |
|-------------|--------|---------------|---------------|---------------|---------------|---------------|---------------------|
| 2009 | Total | 3.90 | 4.27 | 4.14 | 3.54 | 2.00 | 0.13 |
| | Female | 2.64 | 3.12 | 2.70 | 1.82 | 1.31 | - |
| | Male | 4.67 | 5.07 | 5.02 | 4.43 | 2.30 | 0.18 |
| 2010 | Total | 3.39 | 3.89 | 3.50 | 3.06 | 1.50 | 0.19 |
| | Female | 2.16 | 2.50 | 2.29 | 1.60 | 0.99 | 0.19 |
| | Male | 4.16 | 4.88 | 4.26 | 3.83 | 1.73 | 0.19 |
| 2011 | Total | 2.64 | 2.99 | 2.66 | 2.44 | 1.57 | 0.15 |
| | Female | 1.75 | 2.07 | 1.78 | 1.31 | 0.94 | 0.09 |
| | Male | 3.19 | 3.65 | 3.22 | 3.05 | 1.83 | 0.18 |
| 2012 | Total | 2.31 | 2.55 | 2.35 | 2.14 | 1.69 | 0.17 |
| | Female | 1.54 | 1.89 | 1.53 | 1.13 | 0.80 | 0.13 |
| | Male | 2.80 | 3.03 | 2.89 | 2.69 | 2.06 | 0.19 |

Source: Directorate-General of Budget, Accounting and Statistics, Executive Yuan

Table 11-4: Reasons for Non-participation in Labor Force in 2012

| | Female (%) | | | | | | | Male (%) | | | | | | |
|-------|------------------------------|-------|-------------------------------|---------------------------|-----------------------------|---|--------|------------------------------|-------|-------------------------------|---------------------------|-----------------------------|---|--------|
| | Total persons (in thousands) | Total | Willing but not yet committed | Seeking further education | Tending to domestic affairs | Elderly, physical and mental disabilities | Others | Total persons (in thousands) | Total | Willing but not yet committed | Seeking further education | Tending to domestic affairs | Elderly, physical and mental disabilities | Others |
| Total | 4,934 | 100 | 1.16 | 21.12 | 48.16 | 25.01 | 4.55 | 3,161 | 100 | 2.94 | 35.33 | 0.94 | 37.05 | 23.74 |

Source: Directorate-General of Budget, Accounting and Statistics, Executive Yuan

Table 11-5: Employment Type - by Gender

Unit: %

| Year | Total | Elected representatives and managerial roles | Professionals | Technicians and professional assistants | Support staff | Service and sales staff | Agriculture, forestry, fishery, and animal husbandry workers | Skilled workers, machinery operators, and non-skilled labor |
|--------|-------|--|---------------|---|---------------|-------------------------|--|---|
| 2009 | 100.0 | 100.0 | 100.0 | 100.0 | 100.0 | 100.0 | 100.0 | 100.0 |
| Female | 43.8 | 19.4 | 50.9 | 45.5 | 77.8 | 56.0 | 28.4 | 26.6 |
| Male | 56.2 | 80.6 | 49.1 | 54.5 | 22.2 | 44.0 | 71.6 | 73.4 |
| 2010 | 100.0 | 100.0 | 100.0 | 100.0 | 100.0 | 100.0 | 100.0 | 100.0 |
| Female | 44.0 | 20.5 | 50.6 | 45.4 | 78.5 | 55.6 | 28.6 | 26.5 |
| Male | 56.0 | 79.5 | 49.4 | 54.6 | 21.5 | 44.4 | 71.4 | 73.5 |
| 2011 | 100.0 | 100.0 | 100.0 | 100.0 | 100.0 | 100.0 | 100.0 | 100.0 |
| Female | 43.9 | 21.6 | 50.0 | 45.6 | 78.5 | 55.3 | 27.1 | 26.8 |
| Male | 56.1 | 78.4 | 50.0 | 54.4 | 21.5 | 44.7 | 72.9 | 73.2 |
| 2012 | 100.0 | 100.0 | 100.0 | 100.0 | 100.0 | 100.0 | 100.0 | 100.0 |
| Female | 44.0 | 23.1 | 51.0 | 45.5 | 78.7 | 54.8 | 26.1 | 26.6 |
| Male | 56.0 | 76.9 | 49.0 | 54.5 | 21.3 | 45.2 | 73.9 | 73.4 |

Source: Directorate-General of Budget, Accounting and Statistics, Executive Yuan

Note: Based on the Standard Occupational Classification of the Republic of China (Rev.6).

Table 11-6: Employment Type - by Job

Unit: %

| Year | | Total | Employers | Self-employed | Unpaid family workers | Employees |
|--------|---|-------|-----------|---------------|-----------------------|-----------|
| Female | 2009 | 100 | 1.94 | 7.55 | 9.79 | 80.72 |
| | 2012 | 100 | 1.92 | 7.02 | 8.63 | 82.42 |
| | Percentage increase/decrease - 2012 over 2009 | - | -0.02 | -0.53 | -1.16 | 1.70 |
| Male | 2009 | 100 | 6.62 | 17.17 | 2.54 | 73.67 |
| | 2012 | 100 | 6.31 | 16.17 | 2.58 | 74.93 |
| | Percentage increase/decrease - 2012 over 2009 | - | -0.31 | -1.00 | 0.04 | 1.26 |

Source: Directorate-General of Budget, Accounting and Statistics, Executive Yuan

Note: Unpaid family worker refers to those who assist the head of the household or family members in for-profit activities without drawing a salary.

Table 11-7: Part-time, Temporary, and Contract Workers - by Gender

| Year | Total employed population (in thousands) | | | Part-time, temporary and contract workers (thousands; %) | | | Part-time workers (%) | | | Temporary and contract workers (%) | | |
|------|--|--------|-------|--|-----------|-----------|-----------------------|--------|------|------------------------------------|--------|------|
| | Total | Female | Male | Total | Female | Male | Subtotal | Female | Male | Subtotal | Female | Male |
| 2011 | 10,670 | 4,671 | 5,999 | 693(6.5) | 332(7.11) | 361(6.02) | 3.54 | 4.52 | 2.78 | 4.97 | 5.22 | 4.78 |
| 2012 | 10,834 | 4,745 | 6,089 | 735(6.79) | 359(7.58) | 376(6.18) | 3.61 | 4.97 | 2.55 | 5.29 | 5.43 | 5.19 |

Source: Directorate-General of Budget, Accounting and Statistics, Executive Yuan

Table 11-8: Employment Rate among Middle- and Old-aged Women Job Seekers and Women Seeking Re-employment

| Year | No. of job seekers (persons) | No. of placements (persons) | Employment rate (%) |
|------|------------------------------|-----------------------------|---------------------|
| 2010 | 155,110 | 74,652 | 48.13 |
| 2011 | 112,376 | 57,600 | 47.07 |
| 2012 | 120,576 | 55,683 | 46.18 |

Source: Council of Labor Affairs, Executive Yuan

Note: Statistics for 2009 unavailable

Table 11-9: Complaints Relating to Workplace Discrimination

| Year/Reason for discrimination | | Race | Place of birth | Gender | Age | Physical or mental disabilities | Other | No. of complaints per year (cases) | No. of fines imposed (cases) |
|--------------------------------|-------|------|----------------|--------|-------|---------------------------------|-------|------------------------------------|------------------------------|
| 2009 | Cases | 2 | 2 | 259 | 81 | 19 | 48 | 411 | 41 |
| | % | 0.49 | 0.49 | 63.02 | 19.71 | 4.63 | 11.68 | | |
| 2010 | Cases | 6 | 2 | 95 | 42 | 20 | 32 | 197 | 26 |
| | % | 3.05 | 1.02 | 48.23 | 21.32 | 10.16 | 16.25 | | |
| 2011 | Cases | 4 | 8 | 165 | 63 | 47 | 50 | 337 | 46 |
| | % | 1.19 | 2.38 | 48.97 | 18.70 | 13.95 | 14.84 | | |
| 2012 | Cases | 9 | 4 | 120 | 51 | 37 | 40 | 261 | 40 |
| | % | 3.45 | 1.54 | 45.98 | 19.54 | 14.18 | 15.33 | | |

Source: Employment Discrimination Review Committees of all county and city governments (compiled by Council of Labor Affairs, Executive Yuan)

Note:

1. The number of complaints is comparatively high since job seekers/employees are able to raise complaints whenever they feel they have been discriminated against. It is only once a case has been established to be an employer-employee dispute that it is put forward for review by the employment discrimination committee. The committee will assess each case based on employees' actual capabilities and the employer's requirements (the burden of proof lies with the employer) to determine whether the employer has violated the law.
2. Cases related to sexual orientation have been classified in "Other." There were no complaints regarding sexual orientation in 2009, 1 complaint in 2010, 4 complaints in 2011, and no complaints in 2012.

Table 11-10: Complaints Related to Gender Equality in the Workplace - Established Cases

Unit: persons

| Year/Classification | | Total | Recruitment and interview | Job allocation | Performance evaluation | Promotion | Training and similar activities offered by employer | Welfare offered by employer | Salary payment | Retirement | Severance | Voluntary and involuntary resignation | Pre-agreed resignation or unpaid suspension upon marriage, pregnancy, childbirth or parental care |
|---------------------|--------|-------|---------------------------|----------------|------------------------|-----------|---|-----------------------------|----------------|------------|-----------|---------------------------------------|---|
| 2009 | Total | 20 | 1 | - | - | - | - | - | - | - | 3 | 15 | 1 |
| | Female | 19 | - | - | - | - | - | - | - | - | 3 | 15 | 1 |
| | Male | 1 | 1 | - | - | - | - | - | - | - | - | - | - |
| 2010 | Total | 12 | - | - | - | - | - | 1 | - | - | 1 | 8 | 2 |
| | Female | 12 | - | - | - | - | - | 1 | - | - | 1 | 8 | 2 |
| | Male | - | - | - | - | - | - | - | - | - | - | - | - |
| 2011 | Total | 35 | 11 | 2 | - | - | - | 1 | 2 | - | 8 | 11 | 7 |
| | Female | 24 | 3 | 2 | - | - | - | 1 | 1 | - | 7 | 10 | 7 |
| | Male | 10 | 8 | - | - | - | - | - | 1 | - | 1 | 1 | - |
| 2012 | Total | 54 | 6 | 2 | - | - | - | - | - | - | 18 | 15 | 14 |
| | Female | 46 | - | 2 | - | - | - | - | - | - | 16 | 15 | 14 |
| | Male | 8 | 6 | - | - | - | - | - | - | - | 2 | - | - |

Source: Council of Labor Affairs, Executive Yuan

Note: Each complaint may relate to one or more classifications, therefore the sum of the sub-categories can be greater than the total no. of cases.

Description:

1. According to the Employment Services Act and the Act of Gender Equality in Employment, employers may not treat employees/job seekers differently on the basis of gender or sexual orientation during recruitment, interview, work assignment, performance evaluation, promotion or training, or engage in discriminatory treatment in terms of welfare, salary, retirement, redundancy, severance or dismissal.
2. Employees who feel they have been discriminated against may gather evidence and raise a complaint with the local authority. Employers that are found to have violated the Labor Standards Act will be fined and may have their company names or the name of the responsible person announced publicly. Failure to make improvements within a given timeframe will lead to ongoing penalties.
3. The local authority may assess workplace discrimination by convening an employment discrimination review committee comprised of representatives from government agencies, workers' associations, employers' associations, scholars, and experts. Once discrimination is deemed to have occurred, the employer will be fined between US\$9,696.19 and US\$48,480.93 according to the Employment Services Act.
4. Civil servants may raise complaints and appeals or seek administrative remedies in accordance with the Civil Service Protection Act. Furthermore, if an employer, employee or job seeker disagrees with the decision of the local authority, they may raise an appeal with the gender equality in employment committee of the central governing authority in accordance with the Act of Gender Equality in Employment within 10 days of the judgment.

Table 11-11: Recruitment by Enterprises

Unit: %

| Year | | Managerial role | Clerical role | Sales role | Technical role | Hazardous and physically demanding jobs |
|------------------------|------|-----------------|---------------|------------|----------------|---|
| Females only | 2009 | 4.3 | 16.8 | 2.8 | 1.4 | 0.1 |
| | 2010 | 3.5 | 17.2 | 2.0 | 1.4 | 0.4 |
| | 2011 | 3.9 | 15.5 | 2.8 | 1.1 | 0.1 |
| | 2012 | 3.6 | 10.8 | 1.9 | 1.2 | 0.1 |
| Males only | 2009 | 5.8 | 2.1 | 8.5 | 25.4 | 44.8 |
| | 2010 | 6.5 | 0.4 | 6.3 | 23.1 | 36.6 |
| | 2011 | 4.6 | 1.2 | 6.2 | 21.4 | 34.6 |
| | 2012 | 2.7 | 1.0 | 4.3 | 18.0 | 32.7 |
| Both males and females | 2009 | 77.7 | 73.3 | 61.7 | 56.5 | 13.3 |
| | 2010 | 73.3 | 74.9 | 62.5 | 55.8 | 13.5 |
| | 2011 | 80.0 | 76.7 | 65.6 | 60.6 | 17.2 |
| | 2012 | 79.9 | 80.3 | 73.0 | 64.0 | 21.9 |
| No job openings | 2009 | 12.2 | 7.8 | 27.0 | 16.7 | 41.8 |
| | 2010 | 16.8 | 7.4 | 29.2 | 19.6 | 49.6 |
| | 2011 | 11.5 | 6.5 | 25.4 | 16.8 | 48.1 |
| | 2012 | 13.8 | 7.9 | 20.9 | 16.8 | 45.3 |

Source: Council of Labor Affairs, Executive Yuan

Table 11-12: Agriculture, Forestry, Fishery, and Animal Husbandry Workers - by Gender

| Year | Female | | Male | | Total |
|------|------------------------------|----------------|------------------------------|----------------|-------|
| | Total persons (in thousands) | Percentage (%) | Total persons (in thousands) | Percentage (%) | |
| 2009 | 163 | 30.0 | 380 | 70.0 | 543 |
| 2010 | 166 | 30.2 | 384 | 69.8 | 550 |
| 2011 | 156 | 28.8 | 386 | 71.2 | 542 |
| 2012 | 150 | 27.5 | 395 | 72.5 | 545 |

Source: Directorate-General of Budget, Accounting and Statistics, Executive Yuan

Table 11-13: Certified Technicians

| Year | Female | Percentage (%) | Male | Percentage (%) |
|------|--------|----------------|-------|----------------|
| 2009 | 126 | 3.82 | 3,169 | 96.18 |
| 2010 | 147 | 3.93 | 3,596 | 96.07 |
| 2011 | 142 | 3.89 | 3,506 | 96.11 |
| 2012 | 156 | 4.05 | 3,692 | 95.95 |

Source: Public Construction Commission, Executive Yuan

Table 11-14: Skill Certification Tests - by Gender

| Year | Item | Female | Male |
|------|---|---------|---------|
| 2009 | No. of candidates | 406,583 | 452,051 |
| | Certified | 201,484 | 199,806 |
| | Certification rate (%) | 49.56 | 44.20 |
| | Gender difference in certification rates (female - male) | 5.36 | |
| 2010 | No. of candidates | 346,270 | 408,591 |
| | Certified | 202,212 | 212,523 |
| | Certification rate (%) | 58.40 | 52.01 |
| | Gender difference in certification rates (female - male) | 6.38 | |
| 2011 | No. of candidates | 346,627 | 409,270 |
| | Certified | 198,140 | 212,063 |
| | Certification rate (%) | 57.16 | 51.81 |
| | Gender difference in certification rates (female - male) | 5.35 | |
| 2012 | No. of candidates | 338,931 | 420,334 |
| | Certified | 176,450 | 198,365 |
| | Certification rate (%) | 52.06 | 47.19 |
| | Gender difference in certification rates (female - male) | 4.87 | |

Source: Council of Labor Affairs, Executive Yuan

Table 11-15: Monthly Salary Difference - by Gender

| Year | Female | | | Male | | | Female/male (male = 100) (%) | Gender difference (%) |
|------|---------------------------|-----------------------------------|-------------------------------|---------------------------|-----------------------------------|-------------------------------|---------------------------------------|-----------------------------|
| | Total salary (US\$) | Total work hours (hours) | Hourly wage (US\$/hour) | Total salary (US\$) | Total work hours (hours) | Hourly wage (US\$/hour) | | |
| 2009 | 1,204.78 | 174.7 | 6.88 | 1,502.49 | 178.5 | 8.40 | 81.9 | 18.1 |
| 2010 | 1,270.88 | 178.4 | 7.11 | 1,581.32 | 183.5 | 8.63 | 82.7 | 17.3 |
| 2011 | 1,303.49 | 175.7 | 7.43 | 1,626.50 | 181.3 | 8.99 | 82.7 | 17.3 |
| 2012 | 1,315.74 | 175.6 | 7.50 | 1,624.92 | 180.9 | 8.99 | 83.4 | 16.6 |

Source: Directorate-General of Budget, Accounting and Statistics, Executive Yuan

Note:

1. Total salary = regular salary + non-regular salary (including overtime pay). Total work hours = normal hours + overtime.
2. According to the Act of Gender Equality in Employment, employers may not offer different pay packages to employees (whether directly or indirectly) on the basis of gender or sexual orientation. Employees involved in work of a similar nature or value should be equally remunerated. Furthermore, employers may not reduce salaries of other employees as a means of achieving equality.

Table 11-16: Applications to the Government Employee and School
Staff Insurance Scheme

| Year | Female | Female (%) | Male | Male (%) | Total |
|----------------------|--------|------------|--------|----------|--------|
| 2009 | 5,008 | 39.90 | 7,528 | 60.10 | 12,536 |
| 2010 | 6,460 | 40.70 | 9,414 | 59.30 | 15,874 |
| 2011 | 7,288 | 43.10 | 9,637 | 56.90 | 16,925 |
| 2012 | 7,411 | 42.10 | 10,198 | 57.90 | 17,609 |
| Change from 2011 (%) | 1.69 | | 5.82 | | 4.04 |

Source: Bank of Taiwan

Table 11-17: Provision of Menstrual Leave by Enterprises

Unit: %

| Year | Total | Offered | Whether taken by employees | | | Not offered |
|------|-------|---------|----------------------------|--|-----------|-------------|
| | | | Taken | Average number of leave takers (persons) | Not taken | |
| 2009 | 100.0 | 44.8 | 15.0 | 18.2 | 29.1 | 55.2 |
| 2010 | 100.0 | 45.4 | 13.7 | 18.5 | 31.7 | 54.6 |
| 2011 | 100.0 | 45.6 | 14.3 | 17.6 | 31.3 | 54.4 |
| 2012 | 100.0 | 45.6 | 17.7 | 19.0 | 27.9 | 54.4 |

Source: Council of Labor Affairs, Executive Yuan

Note:

1. Excludes workplaces that do not hire female employees. The average number of leave takers is calculated only among public service organizations that had females taking menstrual leave.
2. Female workers are entitled to one day of menstrual leave per month, should they encounter any discomfort at work during their menstrual period. Menstrual leave is counted as annual sick leave.

Table 11-18: Provision of Maternity Leave by Enterprises

| Year | Total (%) | Offered (%) | Average duration of | Not offered (%) |
|------|-----------|-------------|-------------------------|-----------------|
| | | | maternity leave (weeks) | |
| 2009 | 100.0 | 96.9 | 7.5 | 3.1 |
| 2010 | 100.0 | 96.8 | 7.5 | 3.2 |
| 2011 | 100.0 | 96.8 | 7.5 | 3.2 |
| 2012 | 100.0 | 96.8 | 7.6 | 3.2 |

Source: Council of Labor Affairs, Executive Yuan

Note:

1. Enterprises without female employees and without requests from employees are excluded from the statistics.
2. The average duration of maternity leave (weeks) is calculated only for enterprises that offer this benefit.
3. (1) Female workers must be allowed to stop work before and after giving birth, and are entitled to maternity leave of 8 weeks. Female workers who have been hired for 6 months or more shall receive full wages during their leave of absence, whereas those who have been hired for less than 6 months may receive 50% of their usual pay. (2) Employees may request to be assigned easier jobs for the duration of pregnancy, and employers may not refuse or reduce salaries.

Table 11-19: Provision of Miscarriage Leave by Enterprises

Unit: %

| Year | Total | Offered | Whether taken by employees | | Not offered |
|------|-------|---------|----------------------------|-----------|-------------|
| | | | Taken | Not taken | |
| 2009 | 100.0 | 54.7 | 2.7 | 51.9 | 45.3 |
| 2010 | 100.0 | 54.6 | 3.0 | 51.6 | 45.4 |
| 2011 | 100.0 | 55.0 | 3.6 | 51.4 | 45.0 |
| 2012 | 100.0 | 56.5 | 3.0 | 53.6 | 43.5 |

Source: Council of Labor Affairs, Executive Yuan

Note:

1. Excludes enterprises without female employees.
2. (1) Female workers who miscarry after more than 3 months of pregnancy must be allowed to stop work and are entitled to maternity leave of 4 weeks. Female workers who have been hired for 6 months or more shall receive full wages during their leave of absence, whereas those who have been hired for less than 6 months may receive 50% of their usual pay. (2) Employees who miscarry after 2-3 months of pregnancy must be allowed to stop work and be given maternity leave of 1 week. Employees who miscarry after less than 2 months of pregnancy must be allowed to stop work and be given a maternity leave of 5 days.

Table 11-20: Provision of Paternity Leave by Enterprises

Unit: %

| Year | Total | Offered | Whether taken by employees | | | | Not offered |
|------|-------|---------|------------------------------|-------|-----------|---------|-------------|
| | | | Average no. of days provided | Taken | Not taken | Unknown | |
| 2009 | 100.0 | 57.3 | 3.1 | 14.1 | 42.3 | 0.8 | 42.7 |
| 2010 | 100.0 | 57.8 | 3.0 | 12.4 | 45.5 | - | 42.2 |
| 2011 | 100.0 | 57.7 | 3.0 | 10.9 | 46.8 | - | 42.3 |
| 2012 | 100.0 | 59.0 | 3.0 | 14.2 | 44.8 | - | 41.0 |

Source: Council of Labor Affairs, Executive Yuan

Note: Employers are required to give 3 days of paid leave to employees who accompany their spouse during child birth.

Table 11-21: Provision of Family Care Leave by Enterprises

| Year | Total (%) | Offered (%) | Average no. of days provided | Not offered (%) |
|------|-----------|-------------|------------------------------|-----------------|
| | | | | |
| 2009 | 100.0 | 36.6 | 7.0 | 63.4 |
| 2010 | 100.0 | 36.8 | 7.0 | 63.2 |
| 2011 | 100.0 | 37.2 | 7.0 | 62.8 |
| 2012 | 100.0 | 38.3 | 7.0 | 61.7 |

Source: Council of Labor Affairs, Executive Yuan

Note: Employees may apply for family care leave to attend to family matters that require their personal attention, such as immunization, critical illness, or any other emergencies. Family care leave is counted as personal leave, which is subject to a maximum of 7 days a year.

Table 11-22: Reduced or Adjusted Work Hours for Parental Care of Children Aged Below 3 in Enterprises of 30 Employees or Above

Unit: %

| Year | Total | Offered | Whether taken by employees | | Not offered |
|------|-------|---------|----------------------------|-----------|-------------|
| | | | Taken | Not taken | |
| 2009 | 100.0 | 41.9 | 5.5 | 36.4 | 58.1 |
| 2010 | 100.0 | 47.5 | 4.0 | 43.6 | 52.5 |
| 2011 | 100.0 | 47.7 | 2.9 | 44.8 | 52.3 |
| 2012 | 100.0 | 48.5 | 5.5 | 43 | 51.5 |

Source: Council of Labor Affairs, Executive Yuan

Note:

1. Excludes workplaces that do not hire female employees.
2. Employees who work for employers with 30 or more employees may request to have their work hours reduced by 1 hour per day (unpaid) or adjusted to tend to children below the age of 3.

Table 11-23: Provision of Unpaid Parental Leave by Enterprises

Unit: %

| Year | Total | Offered | Not offered | Provision of Unpaid Parental Leave | |
|------|-------|---------|-------------|------------------------------------|--------------------------------|
| | | | | Approved for those who apply | Unapproved for those who apply |
| 2009 | 100.0 | 40.3 | 59.7 | 35.4 | 24.3 |
| 2010 | 100.0 | 40.7 | 59.3 | 41.5 | 17.7 |
| 2011 | 100.0 | 40.8 | 59.2 | 35.8 | 23.4 |
| 2012 | 100.0 | 42.7 | 57.3 | 38.0 | 19.3 |

Source: Council of Labor Affairs, Executive Yuan

Note: According to the Act of Gender Equality in Employment, the Regulations for Implementing Unpaid Parental Leave for Raising Children, and the Regulations Governing Unpaid Leave of Public Servants, employees who have been hired for more than 1 year are entitled to apply for unpaid leave to raise children until the age of 3, subject to a maximum of 2 years. For employees raising 2 or more children at the same time, the 2-year maximum applies to the youngest child. Employers may not deny requests for such leave, nor treat or evaluate employees negatively because of absence. Unless otherwise agreed, the duration of leave cannot be counted as part of the employee's years of service.

Table 11-24: Provision of Child Care Facilities by Enterprises with 250 Persons or More

Unit: %

| Year | Total | Child care offered | Child care | | Child care not offered |
|------|-------|--------------------|-----------------------------------|----------------------------------|------------------------|
| | | | Creation of child care facilities | Provision of child care services | |
| 2009 | 100.0 | 63.6 | 4.4 | 59.2 | 36.4 |
| 2010 | 100.0 | 68.9 | 4.9 | 63.9 | 31.1 |
| 2011 | 100.0 | 77.3 | 4.2 | 73.1 | 22.7 |
| 2012 | 100.0 | 76.7 | 4.5 | 72.2 | 23.3 |

Source: Council of Labor Affairs, Executive Yuan

Note: According to the Act of Gender Equality in Employment, employers with 250 or more employees are required to provide appropriate child care facilities or services.

Table 11-25: Number of First-time Unpaid Parental Leave Applicants

Unit: persons

| Year | Total | | | Employment insurance | | | Government employee and school staff insurance | | | Military personnel insurance | | |
|------|--------|--------|-------|----------------------|--------|-------|--|--------|------|------------------------------|--------|------|
| | Total | Female | Male | Total | Female | Male | Total | Female | Male | Total | Female | Male |
| 2009 | 29,182 | 24,209 | 4,973 | 26,472 | 21,664 | 4,808 | 2,710 | 2,545 | 165 | - | - | - |
| 2010 | 37,929 | 31,126 | 6,803 | 34,218 | 27,718 | 6,500 | 3,619 | 3,332 | 287 | 92 | 76 | 16 |
| 2011 | 44,387 | 37,102 | 7,285 | 40,498 | 33,570 | 6,928 | 3,739 | 3,407 | 332 | 150 | 125 | 25 |
| 2012 | 60,713 | 51,306 | 9,407 | 56,165 | 47,218 | 8,947 | 4,287 | 3,893 | 394 | 261 | 195 | 66 |

| | | | | | | | | | | | | |
|------|--------|--------|-------|--------|--------|-------|-------|-------|------|-----|-----|-----|
| Tota | 172,21 | 143,74 | 28,46 | 157,35 | 130,17 | 27,18 | 14,35 | 13,17 | 1,17 | 503 | 396 | 107 |
| 1 | 1 | 3 | 8 | 3 | 0 | 3 | 5 | 7 | 8 | | | |

Source: Council of Labor Affairs, Executive Yuan

Table 11-26: Provision of Tocolysis Leave by Enterprises

Unit: %

| Year | Total | Offered | Whether taken by employees | | Not offered |
|------|-------|---------|----------------------------|-----------|-------------|
| | | | Taken | Not taken | |
| 2011 | 100.0 | 39.0 | 4.7 | 34.3 | 61.0 |
| 2012 | 100.0 | 41.1 | 5.5 | 35.6 | 58.9 |

Source: Council of Labor Affairs, Executive Yuan

Note:

1. Excludes enterprises without female employees.
2. Employees who have been advised by physicians to undergo tocolytic treatment during their pregnancy may have the treatment period counted as part of their medical leave. Employees will receive half pay for medical leave up to 30 days a year. Employees who are covered by labor insurance for less than half of their usual pay can have the difference reimbursed by their employer.

Table 11-27: Sexual Harassment Complaints and Penalties

Unit: cases

| Year | Employer failure to take effective measures against known incidents of sexual harassment in the workplace | | | Hostile environment sexual harassment | | | Quid pro quo sexual harassment | | | Employer failure to establish sexual harassment prevention measures, complaint and disciplinary policies, or failure to disclose them publicly in the workplace | | |
|------|---|-------------------|-----------------------|---------------------------------------|-------------------|-----------------------|--------------------------------|-------------------|-----------------------|---|-------------------|-----------------------|
| | Cases accepted | Cases established | Cases involving fines | Cases accepted | Cases established | Cases involving fines | Cases accepted | Cases established | Cases involving fines | Cases accepted | Cases established | Cases involving fines |
| 2009 | 57 | 13 | 13 | 32 | 5 | 5 | 26 | 9 | 9 | 38 | 4 | 3 |
| 2010 | 68 | 14 | 14 | 59 | 10 | 10 | 11 | 4 | 4 | 22 | 6 | 6 |
| 2011 | 107 | 30 | 29 | 95 | 25 | 24 | 13 | 5 | 5 | 12 | 4 | 4 |
| 2012 | 91 | 34 | 34 | 86 | 33 | 33 | 5 | 1 | 1 | 9 | 2 | 2 |

Source: Council of Labor Affairs, Executive Yuan

Note:

1. According to the Act of Gender Equality in Employment, employers with 30 or more employees are required to establish sexual harassment prevention measures, and complaint and disciplinary policies. Sexual harassment prevention measures include: training, written declarations, introduction of complaint procedures, appointment of dedicated personnel or units, processes that ensure the confidentiality of complaints raised and protect employees from retaliation of any kind, and disciplinary actions against offenders.
2. According to the Regulations for Establishing Measures for the Prevention, Correction, Complaint and Punishment of Sexual Harassment in the Workplace, the employer may convene a Sexual Harassment Prevention Committee comprised of both employer and employee representatives to handle sexual harassment complaints in the workplace. Attention must be paid to the gender ratio of the committee.
3. Complaints must be handled in a discrete manner, with the parties involved being given the opportunity to state their case. Persons of relevant knowledge and experience may be invited to assist in the decision making. Cases should be closed within three months after being raised. Judgments should be made based on the victim's subjective feelings and weighed against the discrepancy in authority that one party may have over the other.
4. Complaint procedures:
 - (1) The committee's resolutions must be communicated in writing to the complainant, the accused and the employer.
 - (2) In the event of disagreement with the decision, an appeal may be lodged within 10 days.
 - (3) Whether appeals are reviewed by the same committee that made the original decision depends on each company's sexual harassment prevention, complaint, and disciplinary policies.
 - (4) Appropriate handling or disciplinary action for the complainant and the accused should be ensured.
 - (5) The effectiveness and handling of disciplinary actions should be followed up on, evaluated, and monitored.
5. Employees and job seekers may file complaints to the local authority if they believe their employers have violated sexual harassment

prevention laws. Should the employer, the employee or job seeker disagree with the decisions made by the local authority, an appeal or administrative litigation can be raised for review by the central governing authority within 10 days of the decision. An employer, employee or job seeker disagreeing with the penalty of the Gender Equality in Employment Panel may appeal to the administrative court in accordance with administrative litigation procedures.

Table 11-28: Appeals, Re-appeals and Settlements Made in Accordance with the Sexual Harassment Prevention Act

Unit: cases

| Year/gender | | Cases appealed | | Cases re-appealed | | Cases settled | |
|-------------|---------------|-------------------|----------|-------------------|----------|-------------------|----------|
| | | Cases established | | Cases established | | Cases established | |
| | | Victim | Offender | Victim | Offender | Victim | Offender |
| 2009 | Total persons | 196 | 183 | 11 | 11 | 5 | 5 |
| | Female | 188 | 7 | 11 | - | 5 | - |
| | Male | 8 | 171 | - | 11 | - | 5 |
| 2010 | Total persons | 285 | 266 | 15 | 14 | 6 | 6 |
| | Female | 273 | 18 | 14 | 2 | 6 | - |
| | Male | 12 | 243 | 1 | 12 | - | 6 |
| 2011 | Total persons | 386 | 360 | 34 | 33 | 5 | 5 |
| | Female | 375 | 14 | 33 | 2 | 5 | 2 |
| | Male | 11 | 333 | 1 | 31 | - | 3 |

Source: Ministry of the Interior

Table 11-29: Foreign Industrial and Care Workers - by Gender

| Year/gender | | Total | Percentage (%) | Foreign industrial workers | Percentage (%) | Foreign care workers | Percentage (%) |
|-------------|--------|---------|----------------|----------------------------|----------------|----------------------|----------------|
| 2009 | Total | 351,016 | | 176,073 | | 174,943 | |
| | Female | 222,414 | 63.36 | 49,311 | 28.01 | 173,103 | 98.95 |
| | Male | 128,602 | 36.64 | 126,762 | 71.99 | 1,840 | 0.52 |
| 2010 | Total | 379,653 | | 193,545 | | 186,108 | |
| | Female | 239,532 | 63.09 | 55,264 | 28.55 | 184,268 | 99.01 |
| | Male | 140,121 | 36.91 | 138,281 | 71.45 | 1,840 | 0.99 |
| 2011 | Total | 425,660 | | 227,806 | | 197,854 | |
| | Female | 260,004 | 61.08 | 63,997 | 28.09 | 196,007 | 99.07 |

| | | | | | | | |
|------|--------|---------|-------|---------|-------|---------|-------|
| | Male | 165,656 | 38.92 | 163,809 | 71.91 | 1,847 | 0.93 |
| 2012 | Total | 445,579 | | 242,885 | | 202,694 | |
| | Female | 267,701 | 60.08 | 66,779 | 27.49 | 200,922 | 99.13 |
| | Male | 177,878 | 39.92 | 176,106 | 72.51 | 1,772 | 0.87 |

Source: Council of Labor Affairs, Executive Yuan

Table 11-30: Foreign Industrial and Care Workers at the End of 2012 - by Industry and Gender

| Industry | Total | Female | | Male | |
|--|---------|-------------------------|---------|-------------------------|---------|
| | | Total number of persons | % | Total number of persons | % |
| | | 445,579 | 267,701 | 100.00 | 177,878 |
| Agriculture, forestry, fishery, animal husbandry (sea crews) | 9,313 | 18 | 0.01 | 9,295 | 5.23 |
| Manufacturing | 230,604 | 66,760 | 24.94 | 163,844 | 92.11 |
| Construction | 2,968 | 1 | 0.00 | 2,967 | 1.67 |
| Medical care, social care, and other services | 202,694 | 200,922 | 75.05 | 1,772 | 1.00 |
| Nursing home workers | 11,157 | 10,833 | 5.39 | 324 | 18.28 |
| Home care workers | 189,373 | 187,940 | 93.54 | 1,433 | 80.87 |
| Domestic helpers | 2,164 | 2,149 | 1.07 | 15 | 0.85 |

Source: Council of Labor Affairs, Executive Yuan

Table 11-31: Foreign Workers at the End of 2012 - by Age and Gender

Unit: persons

| | Total | Aged 24 and below | Aged 25-34 | Aged 35-44 | Aged 45-54 | Aged 55 and over | Unknown |
|--------|---------|-------------------|------------|------------|------------|------------------|---------|
| Total | 445,579 | 78,786 | 23,5954 | 115,255 | 15,101 | 470 | 13 |
| Female | 267,701 | 35,935 | 146,325 | 76,342 | 8,825 | 266 | 8 |
| Male | 177,878 | 42,851 | 89,629 | 38,913 | 6,276 | 204 | 5 |

Source: Council of Labor Affairs, Executive Yuan

Table 12-1: National Health Insurance Subscribers

| Year | Total no. of persons | | | % of population insured | | |
|------|-----------------------|--------------------|------------|-------------------------|-------|------------|
| | Female (%) | Male (%) | Total | Female | Male | Nationwide |
| 2009 | 11,556,228 (50.19) | 11,469,545 (49.81) | 23,025,773 | 99.42 | 99.16 | 99.29 |
| 2010 | 11,597,627 (50.26) | 11,476,860 (49.74) | 23,074,487 | 99.50 | 99.27 | 99.38 |
| 2011 | 11,669,238 (50.30) | 11,529,426 (49.70) | 23,198,664 | 99.60 | 99.41 | 99.51 |
| 2012 | 11,722,823 (50.35) | 11,558,126 (49.65) | 23,280,949 | 99.59 | 99.45 | 99.52 |

Source: Department of Health, Executive Yuan

Table 12-2: Medical Staff 2012 - by Gender

| Category | Female | | Male | | Total persons |
|--------------------------|----------------------|------|----------------------|------|---------------|
| | Total no. of persons | % | Total no. of persons | % | |
| Total persons | 189,397 | 71.6 | 75,062 | 28.4 | 264,459 |
| Western medicine doctors | 6,830 | 16.8 | 33,732 | 83.2 | 40,562 |
| Chinese medicine doctors | 1,589 | 27.7 | 4,157 | 72.3 | 5,746 |
| Nursing personnel | 139,423 | 98.6 | 1,974 | 1.4 | 141,397 |
| Others | 41,555 | 54.1 | 35,199 | 45.9 | 76,754 |

Source: Department of Health, Executive Yuan

Table 12-3: Crude Birth Rate and Crude Mortality Rate - by Gender

| Year | Crude birth rate (‰) | | Gender difference (A-B) | Crude mortality rate (‰) | | Gender difference (A-B) |
|------|----------------------|----------|-------------------------|--------------------------|----------|-------------------------|
| | Female (A) | Male (B) | | Female (A) | Male (B) | |
| 2009 | 8.1 | 8.6 | -0.5 | 4.9 | 7.6 | -2.7 |
| 2010 | 6.9 | 7.5 | -0.5 | 4.9 | 7.7 | -2.7 |
| 2011 | 8.3 | 8.8 | -0.6 | 5.1 | 8.1 | -2.9 |
| 2012 | 9.7 | 10.4 | -0.7 | 5.3 | 8.1 | -2.8 |

Source: Ministry of the Interior

Table 12-4: Major Causes of Death - by Gender

Unit: every 100,000 people

| Year | Rank | Female | | Male | |
|------|--|---|---|--|-----------------------------|
| | | Cause of death | Standardized mortality rate | Cause of death | Standardized mortality rate |
| 2009 | | All causes of death | 350.5 | All causes of death | 586.6 |
| | 1 | Malignant tumor | 95.1 | Malignant tumor | 171.6 |
| | 2 | Heart disease (except hypertensive diseases) | 36.7 | Heart disease (except hypertensive diseases) | 59.1 |
| | 3 | Cerebrovascular disease | 25.7 | Cerebrovascular disease | 40.3 |
| | 4 | Diabetes | 26.0 | Accidental injury | 40.3 |
| | 5 | Pneumonia | 18.2 | Pneumonia | 32.7 |
| | 6 | Accidental injury | 15.1 | Diabetes | 27.2 |
| | 7 | Nephritis, nephrotic syndrome, and kidney disease | 11.6 | Chronic lower respiratory disease | 22.6 |
| | 8 | Hypertensive diseases | 10.5 | Chronic liver disease and cirrhosis | 24.0 |
| | 9 | Septicemia | 10.0 | Self-inflicted wound (suicide) | 20.3 |
| 10 | Chronic liver disease and cirrhosis | 9.4 | Nephritis, nephrotic syndrome, and kidney disease | 13.5 | |
| 2012 | | All causes of death | 335.4 | All causes of death | 573.1 |
| | 1 | Malignant tumor | 95.1 | Malignant tumor | 170.4 |
| | 2 | Heart disease (except hypertensive diseases) | 35.5 | Heart disease (except hypertensive diseases) | 61.1 |
| | 3 | Diabetes | 24.9 | Cerebrovascular disease | 38.3 |
| | 4 | Cerebrovascular disease | 23.9 | Pneumonia | 31.8 |
| | 5 | Pneumonia | 17.5 | Accidental injury | 34.9 |
| | 6 | Hypertensive diseases | 12.3 | Chronic lower respiratory disease | 25.5 |
| 7 | Nephritis, nephrotic syndrome and kidney disease | 11.1 | Diabetes | 28.0 | |

| | | | | | |
|--|----|-----------------------------------|------|-------------------------------------|------|
| | 8 | Accidental injury | 12.8 | Chronic liver disease and cirrhosis | 23.3 |
| | 9 | Chronic lower respiratory disease | 8.1 | Hypertensive diseases | 14.3 |
| | 10 | Septicemia | 7.9 | Self-inflicted wound (suicide) | 17.0 |

Source: Department of Health, Executive Yuan

Note: Classified based on ICD-10; the standardized mortality rate is calculated according to the standard population of World Health Report 2000.

Table 12-5: 2011 Inpatient/Outpatient Treatment (Including Emergencies) - by Age

Unit: treatment per 100,000 people

| Disease | | Children and youths (aged 0-14) | | Young adults (aged 15-24) | | Prime of lifers (aged 25-44) | | Middle-aged Age 45-64 | | Elderly 65 years and over | |
|---------|--|---------------------------------|---------|---------------------------|--------|------------------------------|--------|-----------------------|--------|---------------------------|--------|
| | | Female | Male | Female | Male | Female | Male | Female | Male | Female | Male |
| Total | | 102,116 | 102,066 | 95,450 | 91,009 | 94,353 | 86,034 | 92,967 | 87,178 | 96,355 | 95,434 |
| 1 | Infectious and parasitic diseases, and complications thereof | 26,976 | 28,883 | 17,537 | 14,982 | 20,086 | 15,961 | 20,902 | 19,060 | 24,130 | 26,946 |
| 2 | Malignant tumors | 105 | 123 | 207 | 192 | 1,031 | 669 | 4,161 | 3,170 | 7,144 | 10,170 |
| 3 | Other tumors | 969 | 889 | 3,518 | 1,664 | 10,559 | 2,962 | 12,567 | 5,300 | 6,856 | 7,349 |
| 4 | Endocrine, nutritional, and metabolic diseases, and immunity disorders | 5,809 | 5,527 | 6,596 | 3,596 | 12,721 | 10,922 | 29,101 | 28,944 | 51,082 | 47,050 |
| 5 | Mental illness | 2,782 | 5,947 | 4,122 | 3,574 | 9,043 | 6,813 | 16,156 | 10,198 | 25,073 | 18,520 |
| 6 | Neural disease (except meningitis) | 1,261 | 1,561 | 2,452 | 1,950 | 5,004 | 3,285 | 9,232 | 6,048 | 14,930 | 13,420 |
| 7 | Sensory organ diseases | 53,101 | 52,635 | 33,438 | 21,418 | 29,807 | 20,119 | 38,378 | 27,674 | 55,812 | 47,377 |
| 8 | Diseases associated with the circulatory system | 990 | 1,083 | 2,989 | 3,024 | 7,628 | 9,117 | 30,441 | 32,438 | 70,264 | 66,448 |
| 9 | Diseases associated with the respiratory system | 94,086 | 94,645 | 78,974 | 72,360 | 74,549 | 61,140 | 69,546 | 58,244 | 70,112 | 69,821 |
| 10 | Diseases associated with the digestive system | 75,342 | 74,718 | 69,121 | 56,138 | 67,026 | 55,659 | 67,681 | 59,885 | 70,777 | 69,271 |

| | | | | | | | | | | | |
|----|--|--------|--------|--------|--------|--------|--------|--------|--------|--------|--------|
| 11 | Diseases associated with urinary and reproductive systems | 7,937 | 6,204 | 33,419 | 3,050 | 47,222 | 6,646 | 37,631 | 13,874 | 32,572 | 40,254 |
| 12 | Pregnancy, childbirth, and post-partum complications | 0 | 0 | 3,810 | 0 | 9,467 | 0 | 116 | 0 | 0 | 0 |
| 13 | Skin and subcutaneous tissue diseases | 37,894 | 37,966 | 42,345 | 31,026 | 39,891 | 24,978 | 33,915 | 26,313 | 36,200 | 37,963 |
| 14 | Musculoskeletal system and connective tissue disease | 6,466 | 7,275 | 17,421 | 18,425 | 28,436 | 26,382 | 48,731 | 37,105 | 64,279 | 52,458 |
| 15 | Congenital anomalies | 2,263 | 2,648 | 827 | 831 | 713 | 463 | 1,173 | 710 | 2,315 | 1,524 |
| 16 | Certain conditions originating in the perinatal period (except neonatal tetanus) | 562 | 616 | 325 | 1 | 1,296 | 17 | 2 | 2 | 0 | 0 |
| 17 | Ill-defined symptoms, signs, and conditions | 51,943 | 53,284 | 44,027 | 33,008 | 52,112 | 33,169 | 54,152 | 39,174 | 64,893 | 60,002 |
| 18 | Injuries and poisoning | 20,347 | 26,675 | 28,748 | 34,367 | 28,165 | 30,138 | 35,243 | 30,675 | 42,573 | 37,219 |
| 19 | Other causes that require medical attention (type V) | 21,266 | 21,730 | 7,347 | 4,070 | 32,852 | 10,206 | 45,290 | 24,654 | 62,377 | 60,199 |

Source: File of applications for clinic visits and admission fees stored in the National Health Insurance data warehouse.

Note:

1. Statistics show that, for every 100,000 people aged 0-14, over 100,000 sought medical treatment. This anomaly stems from the different age calculations adopted by the medical system and the Ministry of the Interior.
2. Treatment for conditions originating in the perinatal period occurs in every age group. This is because new born babies are treated under the insurance coverage of their parents.

Table 12-6: Type of Cancer Death - by Gender

Unit: every 100,000 people

| Year | Rank | Female | | Male | |
|------|------|--|-----------------------------|--|-----------------------------|
| | | Cause of death | Standardized mortality rate | Cause of death | Standardized mortality rate |
| 2009 | | All deaths caused by cancer | 95.1 | All deaths caused by cancer | 171.6 |
| | 1 | Tracheal, bronchial and lung cancer | 16.9 | Cancers of the liver and intrahepatic bile ducts | 38.0 |
| | 2 | Cancers of the liver and intrahepatic bile ducts | 14.9 | Tracheal, bronchial, and lung cancer | 35.5 |
| | 3 | Cancers of the colon, rectum, and anus | 12.5 | Cancers of the colon, rectum, and anus | 17.2 |
| | 4 | Breast cancer | 10.6 | Oral cancer | 14.6 |
| | 5 | Gastric cancer | 5.2 | Gastric cancer | 9.5 |
| | 6 | Cancers of the cervix and uterus, part unspecified | 4.2 | Esophageal cancer | 9.4 |
| | 7 | Pancreatic cancer | 3.9 | Prostate cancer | 5.9 |

| | | | | | |
|------|----|--|------|--|-------|
| | 8 | Ovarian cancer | 2.9 | Pancreatic cancer | 5.9 |
| | 9 | Non-Hodgkin lymphoma | 2.4 | Leukemia | 4.1 |
| | 10 | Leukemia | 2.5 | Non-Hodgkin lymphoma | 3.7 |
| 2012 | | All deaths caused by cancer | 95.1 | All deaths caused by cancer | 170.4 |
| | 1 | Tracheal, bronchial and lung cancer | 17.0 | Tracheal, bronchial and lung cancer | 34.7 |
| | 2 | Cancers of the liver and intrahepatic bile ducts | 14.4 | Cancers of the liver and intrahepatic bile ducts | 35.8 |
| | 3 | Cancers of the colon, rectum, and anus | 12.1 | Cancers of the colon, rectum, and anus | 18.1 |
| | 4 | Breast cancer | 11.6 | Oral cancer | 15.3 |
| | 5 | Gastric cancer | 5.0 | Gastric cancer | 9.0 |
| | 6 | Pancreatic cancer | 4.0 | Esophageal cancer | 9.4 |
| | 7 | Cancers of the cervix and uterus, part unspecified | 3.9 | Prostate cancer | 6.7 |
| | 8 | Ovarian cancer | 3.2 | Pancreatic cancer | 5.8 |
| | 9 | Non-Hodgkin lymphoma | 2.4 | Non-Hodgkin lymphoma | 3.7 |
| | 10 | Leukemia | 2.4 | Leukemia | 3.9 |

Source: Department of Health, Executive Yuan

Note: Classified based on ICD-10. The standardized mortality rate is calculated according to the standard population of the World Health Report 2000.

Table 12-7: Smoking Rates

Unit: %

| Year | Students | Female | Male | Overall |
|------|---|--------|------|---------|
| 2008 | Junior high school students (aged 13-15) | 4.9 | 10.3 | 7.8 |
| 2009 | | - | - | - |
| 2010 | | 4.2 | 11.2 | 8.0 |
| 2011 | | 3.7 | 10.5 | 7.3 |
| 2012 | | 3.7 | 9.3 | 6.7 |
| 2007 | High school/vocational school students (aged 15-17) | 9.1 | 19.3 | 14.8 |
| 2008 | | - | - | - |
| 2009 | | 9.1 | 19.6 | 14.8 |
| 2010 | | - | - | - |
| 2011 | | 8.1 | 20.3 | 14.7 |
| 2012 | | 7.5 | 19.0 | 14.1 |
| 2008 | Adults (aged 18 and over) | 4.8 | 38.6 | 21.9 |
| 2009 | | 4.2 | 35.4 | 20.0 |
| 2010 | | 4.1 | 35.0 | 19.8 |
| 2011 | | 4.4 | 33.5 | 19.1 |
| 2012 | | 4.3 | 32.7 | 18.7 |

Source: Department of Health, Executive Yuan

Note: The survey was conducted once every 2 years on different groups of people.

Table 12-8: Crisis Hotline Service and Suicide Reports

| Year | Crisis Hotline service volume | | | Reported suicides | | |
|------|-------------------------------|--------|----------------------------|-------------------|--------|----------------------------|
| | Female (%) | Total | Gender ratio (female/male) | Female (%) | Total | Gender ratio (female/male) |
| 2009 | 30,594(54.9) | 55,726 | 1.22 | 16,900(65.9) | 25,649 | 1.93 |
| 2010 | 38,249(56.2) | 68,061 | 1.28 | 17,699(65.9) | 26,870 | 1.93 |
| 2011 | 41,597(61.2) | 67,962 | 1.58 | 17,261(65.9) | 26,183 | 1.93 |
| 2012 | 41,044(57.7) | 71,194 | 1.36 | 17,078(64.8) | 26,364 | 1.84 |

Source: Department of Health, Executive Yuan

Table 12-9: Artificial Reproduction Treatment Cycles, Live Birth Cycles, and Live

Births

| Year | Treatment cycles (cycles) | Live birth cycles (cycles) | Live births (No. of babies) | Pregnancy rate (%) | Live birth rate (%) |
|------|------------------------------|-------------------------------|--------------------------------|--------------------------|---------------------------|
| 2007 | 7,941 | 2,139 | 2,926 | 36.2 | 26.9 |
| 2008 | 8,354 | 2,265 | 3,093 | 36.5 | 27.1 |
| 2009 | 9,266 | 2,495 | 3,464 | 36.5 | 26.9 |
| 2010 | 11,513 | 3,068 | 4,117 | 36.0 | 26.6 |
| 2011 | 14,645 | 4,060 | 5,486 | 37.3 | 27.7 |

Source: Department of Health, Executive Yuan

Note: Statistics are available from 2007, when the Artificial Reproduction Act took effect. Due to the fact that artificial reproduction treatment is followed by a 10-month pregnancy, 2011 is the latest year for which results are available.

Table 12-10: Nutrition Subsidies for Pregnant Women and Infants of Medium and Low Income Households

| Year | No. of counties/cities | Persons | Budget (US\$) |
|------|---------------------------|---------|---------------|
| 2009 | 15 | 784 | 197,510 |
| 2010 | 15 | 1,041 | 249,940 |
| 2011 | 17 | 8,327 | 669,200 |
| 2012 | 17 | 9,343 | 750,900 |

Source: Ministry of the Interior

Table 12-11: Age at First Marriage and First Childbirth

| Year | Age at first marriage | | Women's age at 1st childbirth | Fertility rates of women of childbearing age |
|------|-----------------------|------|-------------------------------------|---|
| | Female | Male | | |
| 2009 | 28.9 | 31.6 | 29.3 | 1.030 |
| 2010 | 29.2 | 31.8 | 29.6 | 0.895 |

| | | | | |
|------|------|------|------|-------|
| 2011 | 29.4 | 31.8 | 29.9 | 1.065 |
| 2012 | 29.5 | 31.9 | 30.1 | 1.270 |

Source: Ministry of the Interior

Table 12-12: Maternal Mortality Rate

Unit: per 100,000 live births

| Year | Total | Aged below 20 | Aged 20-34 | Aged 35 and over |
|------|-------|---------------|------------|------------------|
| 2009 | 8.3 | 31.7 | 6.2 | 18.1 |
| 2010 | 4.2 | 0.0 | 3.0 | 10.5 |
| 2011 | 5.0 | 0.0 | 4.4 | 8.5 |
| 2012 | 8.5 | 0.0 | 4.8 | 24.6 |

Source: Department of Health, Executive Yuan; Ministry of the Interior

Note: Refers to women who die during or within 42 days of termination of pregnancy, irrespective of the pregnancy length or position of fetus, and includes all deaths that are directly or indirectly associated with pregnancy.

Table 12-13: Crude Mortality Rate for Infants and Children Aged 1-4

| Year | Female infants | Male infants | Females aged 1-4 | Males aged 1-4 |
|------|---------------------------|--------------|----------------------|----------------|
| | (per 100,000 live births) | | (per 100,000 people) | |
| 2009 | 393.2 | 419.1 | 28.5 | 32.1 |
| 2010 | 379.1 | 464.3 | 24.2 | 25.7 |

| | | | | |
|------|-------|-------|------|------|
| 2011 | 398.3 | 439.1 | 27.6 | 29.9 |
| 2012 | 331.5 | 399.2 | 26.7 | 28.5 |

Source: Department of Health, Executive Yuan

Table 12-14: Contraception Use by Women Aged 20-49

| | | Married women (currently using contraception) | | | Unmarried women (who have previously used contraception) | | |
|--------------------|--|---|-------------------------|-----------------------------|--|-----------------------------|---------------------------------|
| | | Completed sample size | Using contraception (%) | Not using contraception (%) | Completed sample size | Have used contraception (%) | Have not used contraception (%) |
| Total | | 2542 | 77.95 | 22.05 | 693 | 95.08 | 4.92 |
| Age | 20-24 | 37 | 69.44 | 30.56 | 270 | 97.85 | 2.15 |
| | 25-29 | 279 | 70.17 | 29.83 | 240 | 94.65 | 5.35 |
| | 30-34 | 527 | 75.76 | 24.24 | 107 | 93.23 | 6.77 |
| | 35-39 | 551 | 78.86 | 21.14 | 44 | 93.16 | 6.84 |
| | 40-44 | 617 | 83.57 | 16.43 | 21 | 95.68 | 4.32 |
| | 45-49 | 531 | 76.63 | 23.37 | 11 | 74.79* | 25.21* |
| Highest education | Elementary school (including uneducated) | 189 | 71.46 | 28.54 | 0 | 0* | 0* |
| | Junior high | 429 | 81.31 | 18.69 | 14 | 90.41* | 9.59* |
| | High school/ Vocational school | 1092 | 79.98 | 20.02 | 145 | 91.92 | 8.08 |
| | College | 751 | 76.11 | 23.89 | 474 | 95.74 | 4.26 |
| | Postgraduate and above | 81 | 65.62 | 34.38 | 60 | 98.56 | 1.44 |
| Place of residence | District | 750 | 75.40 | 24.60 | 277 | 95.56 | 4.44 |
| | City | 793 | 78.41 | 21.59 | 246 | 92.99 | 7.01 |
| | Township | 359 | 81.07 | 18.93 | 60 | 95.06 | 4.94 |
| | Village | 640 | 78.63 | 21.37 | 110 | 98.31 | 1.69 |

Source: Department of Health, Executive Yuan

Note:

1. (1) The completed sample size is the largest number of usable samples, while each category has been weighted to give a percentage.
 - (2) For married women, the percentage shows those who are currently using contraception. For unmarried women, the percentage shows those who have previously used contraception.
 - (3) The sample of married women excludes those who are pregnant and those who no longer menstruate. The sample of unmarried women includes only those who are sexually experienced.
 - (4) ※Represents percentages less than 20 basis points.
2. Data collected from the 11th survey on Knowledge, Attitudes, and Practices of Contraception in 2012 will be processed during 2013 and updated by the fourth quarter of 2014.

Table 12-15: Contraception Methods among Married Women Aged 20-49

| | | Completed sample size | Condoms (%) | Tubal ligation (women) (%) | Intrauterine device (%) | Calendar-based (%) | Contraceptive pill (%) | Tubal ligation (men) (%) | Others (%) |
|-------------------|--|-----------------------|-------------|----------------------------|-------------------------|--------------------|------------------------|--------------------------|------------|
| Total | | 1979 | 38.98 | 24.46 | 19.85 | 12.58 | 3.29 | 2.65 | 5.09 |
| Age | 20-24 | 26 | 50.64 | 0 | 7.13 | 17.36 | 25.62 | 0.00 | 10.62 |
| | 25-29 | 195 | 60.37 | 6.30 | 14.77 | 9.41 | 5.99 | 1.00 | 8.65 |
| | 30-34 | 399 | 55.47 | 10.43 | 15.23 | 11.44 | 4.25 | 3.87 | 7.68 |
| | 35-39 | 436 | 34.93 | 23.52 | 25.93 | 14.29 | 3.45 | 3.15 | 4.61 |
| | 40-44 | 516 | 35.41 | 28.59 | 20.34 | 14.04 | 2.12 | 2.91 | 3.79 |
| | 45-49 | 407 | 22.39 | 42.51 | 20.09 | 11.10 | 1.39 | 1.48 | 2.98 |
| Highest education | Elementary school (including uneducated) | 136 | 14.46 | 52.00 | 19.51 | 6.65 | 2.14 | 0.80 | 6.55 |
| | Junior high | 348 | 23.93 | 36.32 | 27.77 | 8.18 | 3.52 | 1.10 | 3.68 |
| | High school/Vocational school | 872 | 36.42 | 23.79 | 22.17 | 11.40 | 4.28 | 2.45 | 5.01 |
| | College | 570 | 55.34 | 13.90 | 12.91 | 16.56 | 2.05 | 4.22 | 5.82 |
| | Postgraduate | 53 | 64.77 | 1.88 | 5.99 | 32.45 | 2.05 | 4.11 | 4.05 |

| | | | | | | | | | |
|--------------------|-----------|-----|-------|-------|-------|-------|------|------|------|
| | and above | | | | | | | | |
| Place of residence | District | 566 | 46.13 | 19.02 | 16.11 | 15.37 | 1.57 | 3.72 | 7.14 |
| | City | 618 | 38.97 | 22.52 | 21.20 | 13.14 | 2.82 | 2.95 | 4.76 |
| | Township | 292 | 33.31 | 29.46 | 23.43 | 8.70 | 3.97 | 1.70 | 5.10 |
| | Village | 503 | 33.95 | 30.59 | 20.21 | 10.84 | 5.60 | 1.56 | 3.11 |

Source: Department of Health, Executive Yuan

Note:

1. (1) Multiple answers were allowed in the survey.
(2) The completed sample size is the largest number of usable samples, while each category has been weighted to give a percentage.
(3) This table excludes married women who are pregnant and those who no longer menstruate.
2. Data collected from the 11th survey on Knowledge, Attitudes, and Practices of Contraception in 2012 will be processed during the year 2013 and updated by the fourth quarter of 2014.

Table 12-16: Contraception Methods of Unmarried Women Aged 20-49

| | | Completed sample size | Condoms (%) | Calendar-based (%) | Contraceptive pill (%) | Others (%) |
|-------------------|--|-----------------------|-------------|--------------------|------------------------|------------|
| Total | | 628 | 88.50 | 24.01 | 13.07 | 6.23 |
| Age | 20-24 | 252 | 91.33 | 25.72 | 10.74 | 4.64 |
| | 25-29 | 219 | 87.87 | 20.66 | 14.44 | 6.59 |
| | 30-34 | 96 | 84.06 | 24.39 | 17.21 | 9.84 |
| | 35-39 | 36 | 83.00 | 20.45 | 14.20 | 3.12 |
| | 40-44 | 18 | 89.10* | 43.39* | 10.50* | 10.69* |
| | 45-49 | 7 | 100* | 13.39* | 0.00* | 0.00* |
| Highest education | Elementary school (including uneducated) | 0 | 0.00* | 0.00* | 0.00* | 0.00* |
| | Junior high | 12 | 74.86* | 8.90* | 32.36* | 0.00* |

| | | | | | | |
|--------------------|-------------------------------|-----|-------|-------|-------|-------|
| | High school/Vocational school | 127 | 81.92 | 25.06 | 17.50 | 9.10 |
| | College | 432 | 91.17 | 23.57 | 11.57 | 4.69 |
| | Postgraduate and above | 57 | 85.71 | 27.99 | 10.69 | 12.74 |
| Place of residence | District | 249 | 89.90 | 25.83 | 14.05 | 5.27 |
| | City | 224 | 85.53 | 21.67 | 15.52 | 8.10 |
| | Township | 55 | 88.42 | 27.18 | 8.86 | 3.90 |
| | Village | 100 | 91.35 | 22.74 | 7.69 | 5.91 |

Source: Department of Health, Executive Yuan

Note:

1. (1) Multiple answers were allowed in the survey.
- (2) The completed sample size is the largest number of usable samples, while each category has been weighted to give a percentage.
- (3) This table excludes married women who are pregnant and those who no longer menstruate.
2. Data collected from the 11th survey on Knowledge, Attitudes, and Practices of Contraception in 2012 will be processed during the year 2013 and updated by the fourth quarter of 2014.

Table 12-17: Sexual Behavior of Students Aged 13-17

Unit: %

| Year | Students | Sexually experienced | | Contraceptive measures taken in last instance of sexual intercourse | | Have been pregnant | Have had an abortion |
|------|---|----------------------|------|---|------|--------------------|----------------------|
| | | Female | Male | Female | Male | Female | Female |
| 2009 | Aged 13-15 Junior high school students | - | - | - | - | - | - |
| 2010 | | 2.0 | 2.6 | 62.3 | 51.2 | 0.3 | 0.2 |
| 2011 | | - | - | - | - | - | - |
| 2012 | | 2.6 | 3.2 | 77.5 | 74.1 | 0.2 | - |
| 2009 | Aged 15-17 High school and vocational high school students | 13.5 | 13.5 | 68.6 | 68.4 | 0.9 | 0.6 |
| 2010 | | - | - | - | - | - | - |
| 2011 | | 8.8 | 12.9 | 77.0 | 74.1 | 0.4 | 0.4 |
| 2012 | | - | - | - | - | - | - |

Source: Department of Health, Executive Yuan

Note: The survey was conducted once every 2 years on students of different age groups.

Table 12-18: Abortions Covered by National Health Insurance

Unit: cases

| Year | Aged 14 and below | Aged 15-19 | Aged 20-24 | Aged 25-29 | Aged 30-34 | Aged 35-39 | Aged 40-44 | Aged 45-49 | Aged 50 and over | Total |
|------|----------------------------|---------------|---------------|---------------|---------------|---------------|---------------|---------------|---------------------------|--------|
| 2009 | 18 | 598 | 3,095 | 8,451 | 11,015 | 7,151 | 2,894 | 380 | 68 | 33,670 |
| 2010 | 28 | 571 | 2,893 | 7,306 | 11,066 | 7,169 | 3,115 | 398 | 56 | 32,602 |
| 2011 | 20 | 601 | 2,722 | 7,347 | 11,904 | 8,274 | 3,307 | 411 | 69 | 34,655 |
| 2012 | 33 | 615 | 2,778 | 6,567 | 12,122 | 8,811 | 3,533 | 399 | 69 | 34,927 |

Source: Reported medical costs for outpatient and inpatient services filed with the National Health Insurance data warehouse.

Note: Abortion cases were calculated using codes 81006C, 81007C, 81030C, 81009C and 81010C.

Table 12-19: Life Expectancy at Birth

Unit: age in years

| Year | Both genders | Female (B) | Male (A) | Gender difference (B-A) |
|------|-----------------|---------------|-------------|-------------------------------|
| 2009 | 79.0 | 82.3 | 76.0 | 6.3 |
| 2010 | 79.2 | 82.5 | 76.1 | 6.4 |
| 2011 | 79.1 | 82.6 | 76.0 | 6.7 |
| 2012 | 79.5 | 82.8 | 76.4 | 6.4 |

Source: Ministry of the Interior

Table 12-20: Marital Status of Population Aged 65 and Above

| Year | Female | | | | | Male | | | | |
|------|--------------------------|------------|-------------|--------------|-----------|--------------------------|------------|-------------|--------------|-------------|
| | Total no. of persons (%) | Single (%) | Married (%) | Divorced (%) | Widow (%) | Total no. of persons (%) | Single (%) | Married (%) | Divorced (%) | Widower (%) |
| 2009 | 1,274,524 (11.10) | 2.40 | 48.14 | 2.60 | 46.86 | 1,183,124 (10.17) | 4.04 | 77.38 | 3.91 | 14.67 |
| 2010 | 1,299,382 (11.27) | 2.42 | 47.64 | 2.76 | 47.18 | 1,188,511 (10.21) | 3.84 | 77.27 | 4.16 | 14.73 |
| 2011 | 1,329,701 (11.48) | 2.47 | 47.21 | 2.95 | 47.37 | 1,198,548 (10.29) | 3.67 | 77.23 | 4.42 | 14.68 |
| 2012 | 1,375,783 (11.82) | 2.56 | 46.95 | 3.20 | 47.28 | 1,224,369 (10.49) | 3.52 | 77.23 | 4.75 | 14.51 |

Source: Ministry of the Interior

Note: The percentage of total persons represents the proportion of females or males aged 65 and above in the total female or male population.

Table 12-21: Percentage of Elderly People Aged 65 and Above Claiming to Have Been Diagnosed with Chronic Disease

Unit: %

| No. of diseases | 1 disease | 2 diseases | 3 diseases |
|-----------------|-----------|------------|------------|
| All | 86.2 | 66.1 | 46.0 |
| Female | 88.5 | 71.2 | 52.4 |
| Male | 83.7 | 60.6 | 39.2 |

Source: Department of Health, Executive Yuan

Note: Chronic disease refers to any one of the 17 categories below: hypertension, diabetes, cardiovascular disease, cerebrovascular disease, lung or respiratory disease (bronchial catarrh, emphysema, pneumonia, pulmonary disease, asthma), arthritis or rheumatism, gastric ulcer or gastric disease, hepatobiliary disease, hip fracture, cataract, renal disease, metabolic arthritis, bone spur, osteoporosis, cancer, hypertriglyceridemia, and anemia.

Table 12-22: 2012 Long-term Nursing Care Workers

| Item | Service instances | Female | | Male | |
|---------------------------------|-------------------|----------------------|------|----------------------|------|
| | | Total no. of persons | % | Total no. of persons | % |
| Home care | 18,707 | 9,971 | 53.3 | 8,736 | 46.7 |
| Home (community) rehabilitation | 15,317 | 8,026 | 52.4 | 7,291 | 47.6 |
| Respite care | 18,598 | 9,652 | 51.9 | 8,946 | 48.1 |
| Total | 52,622 | 27,649 | 52.5 | 24,973 | 47.5 |

Source: Department of Health, Executive Yuan

Note:

1. Home care, home (community) rehabilitation, and respite care represent the cumulative number of people served during the year.
2. The home care service statistics exclude the 2 service instances per month covered by National Health Insurance.

Table 13-1: National Pension Subscribers - by Gender

| Year | No. of insured | | | | |
|------|----------------|-----------|-----------|-------------|-----------|
| | Female | Male | Total | Females (%) | Males (%) |
| 2009 | 2,106,080 | 1,908,598 | 4,014,678 | 52.5 | 47.5 |
| 2010 | 2,043,161 | 1,829,080 | 3,872,241 | 52.8 | 47.2 |
| 2011 | 1,976,184 | 1,807,547 | 3,783,731 | 52.2 | 47.8 |
| 2012 | 1,942,016 | 1,783,610 | 3,725,626 | 52.1 | 47.9 |

Source: Council of Labor Affairs, Executive Yuan

Note: The number of national pension subscribers was calculated as of December each year.

Table 13-2: National Pension Insurance Old-age Pension Payees - by Gender

| Year | No. of old-age pension payees | | | | |
|------|-------------------------------|---------|---------|-------------|-----------|
| | Female | Male | Total | Females (%) | Males (%) |
| 2009 | 59,381 | 48,860 | 108,241 | 54.9 | 45.1 |
| 2010 | 103,932 | 84,921 | 188,853 | 55.0 | 45.0 |
| 2011 | 148,790 | 122,908 | 271,698 | 54.8 | 45.2 |
| 2012 | 199,458 | 166,025 | 365,483 | 54.6 | 45.4 |

Source: Ministry of the Interior

Table 13-3: Amount of National Pension Insurance Old-age Pension Benefits per Person, per Year - by Gender

| Year | Amount of pension paid (US\$) | | | | |
|------|-------------------------------|----------|----------|-------------|-----------|
| | Female | Male | Total | Females (%) | Males (%) |
| 2009 | 733.58 | 726.34 | 1,459.92 | 50.2 | 49.8 |
| 2010 | 978.77 | 964.09 | 1,942.86 | 50.4 | 49.6 |
| 2011 | 1,006.82 | 992.66 | 1,999.48 | 50.4 | 49.6 |
| 2012 | 1,200.42 | 1,164.87 | 2,365.29 | 50.8 | 49.2 |

Source: Ministry of the Interior

Table 13-4: National Pension Insurance Disability Pension Payees - by Gender

| Year | No. of disability pension payees | | | | |
|------|----------------------------------|-------|-------|-------------|-----------|
| | Female | Male | Total | Females (%) | Males (%) |
| 2009 | 472 | 685 | 1,157 | 40.8 | 59.2 |
| 2010 | 970 | 1,403 | 2,373 | 40.9 | 59.1 |
| 2011 | 1,356 | 1,885 | 3,241 | 41.8 | 58.2 |
| 2012 | 1,764 | 2,478 | 4,242 | 41.6 | 58.4 |

Source: Ministry of the Interior

Table 13-5: Amount of National Pension Insurance Disability Pension Benefits per Year, per Person - by Gender

| Year | Amount of disability pension paid (US\$) | | | | |
|------|--|----------|----------|-------------|-----------|
| | Female | Male | Total | Females (%) | Males (%) |
| 2009 | 724.56 | 618.71 | 1,343.28 | 53.9 | 46.1 |
| 2010 | 986.17 | 873.69 | 1,859.86 | 53.0 | 47.0 |
| 2011 | 1,177.96 | 1,062.18 | 2,240.14 | 52.6 | 47.4 |
| 2012 | 1,452.10 | 1,301.42 | 2,753.52 | 52.7 | 47.3 |

Source: Ministry of the Interior

Table 13-6: National Pension Insurance Surviving Family Pension Payees - by Gender

| Year | No. of surviving family pension payees | | | | |
|------|--|--------|--------|-------------|-----------|
| | Female | Male | Total | Females (%) | Males (%) |
| 2009 | 2,194 | 5,939 | 8,133 | 27.0 | 73.0 |
| 2010 | 4,676 | 13,111 | 17,787 | 26.3 | 73.7 |
| 2011 | 7,132 | 20,387 | 27,519 | 25.9 | 74.1 |
| 2012 | 9,700 | 27,949 | 37,649 | 25.8 | 74.2 |

Source: Ministry of the Interior

Table 13-7: Amount of National Pension Insurance Surviving Family Pension Benefits per Year, per Person - by Gender

| Year | Amount of surviving family pension paid (US\$) | | | | |
|------|--|----------|----------|-------------|-----------|
| | Female | Male | Total | Females (%) | Males (%) |
| 2009 | 667.42 | 678.80 | 1,346.22 | 49.6 | 50.4 |
| 2010 | 982.22 | 987.39 | 1,969.62 | 49.9 | 50.1 |
| 2011 | 1,091.60 | 1,090.30 | 2,181.90 | 50.0 | 50.0 |
| 2012 | 1,314.87 | 1,317.00 | 2,631.87 | 50.0 | 50.0 |

Source: Ministry of the Interior

Table 13-8: National Pension Insurance Guaranteed Old-age Pension Payees - by Gender

| Year | No. of guaranteed old-age pension payees | | | | |
|------|--|---------|---------|-------------|-----------|
| | Female | Male | Total | Females (%) | Males (%) |
| 2009 | 551,779 | 312,174 | 863,953 | 63.9 | 36.1 |
| 2010 | 532,055 | 300,063 | 832,118 | 63.9 | 36.1 |
| 2011 | 521,606 | 315,100 | 836,706 | 62.3 | 37.7 |
| 2012 | 495,200 | 297,852 | 793,052 | 62.4 | 37.6 |

Source: Ministry of the Interior

Table 13-9: National Pension Insurance Guaranteed Disability Pension Payees - by Gender

| Year | No. of guaranteed disability pension payees | | | | |
|------|---|--------|--------|-------------|-----------|
| | Female | Male | Total | Females (%) | Males (%) |
| 2009 | 10,916 | 11,116 | 22,032 | 49.5 | 50.5 |
| 2010 | 11,462 | 11,638 | 23,100 | 49.6 | 50.4 |

| | | | | | |
|------|--------|--------|--------|------|------|
| 2011 | 11,481 | 11,731 | 23,212 | 49.5 | 50.5 |
| 2012 | 11,463 | 11,731 | 23,194 | 49.4 | 50.6 |

Source: Ministry of the Interior

Table 13-10: National Pension Insurance Indigenous People Pension Payees - by Gender

| Year | No. of indigenous people payees | | | | |
|------|---------------------------------|--------|--------|-------------|-----------|
| | Female | Male | Total | Females (%) | Males (%) |
| 2009 | 14,668 | 9,579 | 24,247 | 60.5 | 39.5 |
| 2010 | 16,090 | 10,465 | 26,555 | 60.6 | 39.4 |
| 2011 | 17,698 | 11,746 | 29,444 | 60.1 | 39.9 |
| 2012 | 19,079 | 12,593 | 31,672 | 60.2 | 39.8 |

Source: Ministry of the Interior

Table 13-11: National Health Insurance Dependents - by Gender

| Year | Female (%) | Male (%) |
|------|------------|----------|
| 2009 | 46.60 | 53.40 |
| 2010 | 47.25 | 52.75 |
| 2011 | 47.65 | 52.35 |

Source: Department of Health, Executive Yuan

Table 13-12: Old-age Farmer Welfare Allowance Payees

| Year | Female | | Male | | Total |
|------|----------------|-------|----------------|-------|---------|
| | No. of persons | % | No. of persons | % | |
| 2009 | 392,334 | 55.55 | 313,974 | 44.45 | 706,308 |
| 2010 | 388,996 | 55.88 | 307,147 | 44.12 | 696,143 |
| 2011 | 384,923 | 56.22 | 299,714 | 43.78 | 684,637 |
| 2012 | 381,676 | 56.56 | 293,194 | 43.44 | 674,870 |

Source: Council of Labor Affairs, Executive Yuan

Table 13-13: Low Income Households

| Year | Female | | Male | | Total |
|------|----------------|-------|----------------|-------|---------------|
| | No. of persons | % | No. of persons | % | Total (%) |
| 2009 | 125,827 | 49.07 | 130,515 | 50.90 | 256,432 (100) |
| 2010 | 132,689 | 48.54 | 140,672 | 51.46 | 273,361 (100) |
| 2011 | 153,638 | 48.89 | 160,644 | 51.11 | 314,282 (100) |
| 2012 | 175,111 | 48.99 | 182,335 | 51.01 | 357,446 (100) |

Source: Ministry of the Interior

Note: Living subsidies for low income households per person per month are: NT\$10,244 (US\$331.09) for Taiwan Province residents, NT\$14,794 (US\$478.15) for Taipei City residents, NT\$11,500 (US\$371.69) for New Taipei City residents, NT\$10,303 (US\$333.00) for Taichung City residents, NT\$10,244 (US\$331.09) for Tainan City residents, NT\$11,890 (US\$384.29) for Kaohsiung City residents, and NT\$7,600 (US\$245.64) for Fujian Province residents (i.e. Kinmen/Matsu).

Table 13-14: Middle- to Low-Income Household Child Support Beneficiaries – by Gender

| Year | No. of beneficiaries | | Beneficiary gender (%) | | Combined subsidy amount (US\$) |
|------|----------------------|--------|------------------------|-------|--------------------------------|
| | Female | Male | Female | Male | |
| 2009 | 56,330 | 57,568 | 49.46 | 50.54 | 63,321,125.99 |
| 2010 | 58,655 | 59,631 | 49.59 | 50.41 | 66,371,080.54 |
| 2011 | 58,103 | 59,206 | 49.53 | 50.47 | 64,568,756.30 |
| 2012 | 62,870 | 62,066 | 50.32 | 49.68 | 93,094,488.07 |

Source: Ministry of the Interior

Table 13-15: Living Subsidies for Middle- to Low-income Elderly People

| Year | Total | Female | | Male | |
|------|---------|----------------|-------|----------------|-------|
| | | No. of persons | % | No. of persons | % |
| 2009 | 122,556 | 65,646 | 53.56 | 56,910 | 46.44 |
| 2010 | 119,861 | 64,375 | 53.71 | 55,486 | 46.29 |
| 2011 | 120,251 | 64,983 | 54.00 | 55,268 | 45.96 |
| 2012 | 120,968 | 64,542 | 53.35 | 56,426 | 46.65 |

Source: Ministry of the Interior

Table 13-16: 2012 Living Subsidies for the Disabled

| | Female | Male | Total |
|--------------------|---------|---------|---------|
| Persons subsidized | 141,109 | 186,813 | 327,922 |
| Percentage (%) | 43.03 | 56.97 | 100 |

Source: Ministry of the Interior

Table 13-17: Living Subsidies for Families in Hardship

| Year | Female | | Male | | Total |
|------|----------------|-------|----------------|-------|---------|
| | No. of persons | % | No. of persons | % | |
| 2009 | 120,494 | 78.66 | 32,681 | 21.34 | 153,175 |
| 2010 | 160,204 | 85.02 | 28,229 | 14.98 | 188,433 |
| 2011 | 163,660 | 86.60 | 25,327 | 13.40 | 188,987 |
| 2012 | 139,050 | 88.69 | 17,734 | 11.31 | 156,784 |

Source: Ministry of the Interior

Table 13-18: Special Care Subsidies for Middle- to Low-Income Elderly People

| Year | Total | Female | | Male | |
|------|-------|----------------|-------|----------------|-------|
| | | No. of persons | % | No. of persons | % |
| 2009 | 7,263 | 4,769 | 65.66 | 2,494 | 34.34 |
| 2010 | 7,862 | 5,096 | 64.82 | 2,766 | 35.18 |
| 2011 | 8,116 | 5,157 | 63.54 | 2,959 | 36.46 |
| 2012 | 9,042 | 5,887 | 65.11 | 3,155 | 34.89 |

Source: Ministry of the Interior

Table 13-19: Households Applying for the Youth Preferential Loan Program - by Gender

| Year | Rent subsidy | | | | | Home loan interest subsidy | | | | |
|------|----------------------------|-------|--------|-------------|-----------|----------------------------|-------|-------|-------------|-----------|
| | No. of households applying | | | | | No. of households applying | | | | |
| | Female | Male | Total | Females (%) | Males (%) | Female | Male | Total | Females (%) | Males (%) |
| 2009 | 4,687 | 3,516 | 8,203 | 57.14 | 42.86 | 2,573 | 3,939 | 6,512 | 39.51 | 60.49 |
| 2010 | 6,656 | 4,262 | 10,918 | 60.96 | 39.04 | 3,332 | 4,815 | 8,147 | 40.90 | 59.10 |
| 2011 | 5,205 | 3,456 | 8,661 | 60.10 | 39.90 | 2,877 | 4,634 | 7,511 | 38.30 | 61.70 |

Source: Ministry of the Interior

Table 13-20: Beneficiaries of the Youth Preferential Loan Program - by Gender

| Year | Rent subsidy | | | | | Home loan interest subsidy | | | | |
|------|------------------------------|-------|-------|-------------|-----------|------------------------------|-------|-------|-------------|-----------|
| | No. of households subsidized | | | | | No. of households subsidized | | | | |
| | Female | Male | Total | Females (%) | Males (%) | Female | Male | Total | Females (%) | Males (%) |
| 2009 | 3,910 | 2,808 | 6,718 | 58.2 | 41.8 | 1,579 | 2,433 | 4,012 | 39.36 | 60.64 |
| 2010 | 5,344 | 3,276 | 8,620 | 61.99 | 38.01 | 2,338 | 3,264 | 5,602 | 41.74 | 58.26 |
| 2011 | 4,239 | 2,743 | 6,982 | 61.43 | 38.57 | 2,437 | 3,967 | 6,404 | 38.05 | 61.95 |

Source: Ministry of the Interior

Table 13-21: Housing Subsidy Applicants - by Gender

| Year | Home loan interest subsidy | | | | | Renovation loan interest subsidy | | | | | Rent subsidy | | | | |
|------|----------------------------|-------|-------|-------------|-----------|----------------------------------|-------|-------|-------------|-----------|----------------------------|--------|--------|-------------|-----------|
| | No. of households applying | | | | | No. of households applying | | | | | No. of households applying | | | | |
| | Female | Male | Total | Females (%) | Males (%) | Female | Male | Total | Females (%) | Males (%) | Female | Male | Total | Females (%) | Males (%) |
| 2009 | 3,685 | 2,959 | 6,644 | 55.46 | 44.53 | 1,504 | 1,449 | 2,953 | 50.93 | 49.07 | 15,136 | 10,385 | 25,521 | 59.30 | 40.69 |
| 2010 | 3,676 | 3,103 | 6,779 | 54.23 | 45.77 | 1,215 | 1,165 | 2,380 | 51.05 | 48.95 | 31,216 | 21,021 | 52,237 | 59.76 | 40.24 |
| 2011 | 3,087 | 2,486 | 5,573 | 55.39 | 44.61 | 1,105 | 1,065 | 2,170 | 50.92 | 49.08 | 37,471 | 25,277 | 62,748 | 59.72 | 40.28 |

Source: Ministry of the Interior

Table 13-22: Housing Subsidy Beneficiaries - by Gender

| Year | Home loan interest subsidy | | | | | Renovation loan interest subsidy | | | | | Rent subsidy | | | | |
|------|------------------------------|-------|-------|-------------|-----------|----------------------------------|------|-------|-------------|-----------|------------------------------|--------|--------|-------------|-----------|
| | No. of households subsidized | | | | | No. of households subsidized | | | | | No. of households subsidized | | | | |
| | Female | Male | Total | Females (%) | Males (%) | Female | Male | Total | Females (%) | Males (%) | Female | Male | Total | Females (%) | Males (%) |
| 2009 | 2,777 | 2,168 | 4,945 | 56.16 | 43.83 | 871 | 821 | 1,692 | 51.48 | 48.52 | 13,826 | 9,356 | 23,182 | 59.64 | 40.36 |
| 2010 | 2,630 | 2,092 | 4,722 | 55.7 | 44.3 | 712 | 685 | 1,397 | 50.97 | 49.03 | 28,161 | 18,744 | 46,905 | 60.03 | 39.97 |
| 2011 | 2,367 | 1,850 | 4,217 | 56.13 | 43.87 | 646 | 649 | 1,295 | 49.88 | 50.12 | 34,090 | 22,695 | 56,785 | 60.03 | 39.97 |

Source: Ministry of the Interior

Table 13-23: 2012 Social Welfare Subsidy Adjustment Overview

| Item No. | Program | Existing subsidies (per person, per month in US\$) | | Adjustments | | | |
|----------|---|---|---------------------|-----------------|--------------------------------|---------------------|--------|
| | | | | Increase (US\$) | Amount after adjustment (US\$) | Percentage increase | |
| 1 | Living Subsidy for the Disabled | Low-income households | Severe disabilities | 226.24 | +38.78 | 265.03 | 17.14% |
| | | | Minor disabilities | 129.28 | +22.62 | 151.91 | 17.50% |
| | | Middle- to low-income households | Severe disabilities | 129.28 | +22.62 | 151.91 | 17.50% |
| | | | Minor disabilities | 96.96 | +16.16 | 113.12 | 16.67% |
| 2 | Middle- to Low-income Elderly Allowance | Income 1.5 times below the minimum cost of living | | 193.92 | +38.78 | 232.71 | 20.00% |
| | | Income less than 2.5 times the minimum cost of living | | 96.96 | +19.39 | 116.35 | 20.00% |
| 3 | Middle- to Low-income Household Child Subsidy | | 45.25– 58.18 | +16.16 | 61.41–74.34 | 31.25% | |
| 4 | National Pension Insurance Benefits | Guaranteed Old-age Pension | | 96.96 | +16.16 | 113.12 | 16.67% |
| | | Guaranteed Disability Pension | | 129.28 | +22.62 | 151.91 | 17.50% |
| | | Old-age Pension | | 96.96 | +16.16 | 113.12 | 16.67% |
| | | Disability Pension | | 129.28 | +22.62 | 151.91 | 17.50% |
| | | Surviving Family Pension | | 96.96 | +16.16 | 113.12 | 16.67% |
| 5 | Indigenous Peoples Subsidy | | 96.96 | +16.16 | 113.12 | 16.67% | |
| 6 | Living Subsidy for | US\$161.60 to US\$457.40 per person (household) per month | | +11.57–62.15 | 190.69–478.15 | 8.05% | |

| | | | | | |
|---|--|--|--------------|---------------|--------|
| | Low-income Households | | | | |
| 7 | Living Subsidy for children in Low-income Households | US\$71.11 per person per month in Taiwan Province | +12.93 | 84.03 | 18.18% |
| | | US\$45.25 - US\$200.81 per person per month in Taipei City | +16.16–35.13 | 61.41 –235.94 | 20.85% |
| | | US\$48.48 per person per month in Kinmen County | +16.16 | 64.64 | 33.33% |
| 8 | Living Subsidy for Students from Low-income Households | 161.60 | +29.09 | 190.69 | 18.00% |
| 9 | Old-age Farmer Welfare Allowance | 193.92 | +32.32 | 226.24 | 16.67% |

Source: Ministry of the Interior; Council of Agriculture, Executive Yuan

Table 13-24: Child Support for Households with Unemployed Parents, 2012

| | No. of supported children (persons) | Percentage (%) | No. of payees (persons) | Percentage (%) |
|--------|-------------------------------------|----------------|-------------------------|----------------|
| Total | 203,826 | 100 | 185,798 | 100 |
| Female | 97,864 | 48 | 126,460 | 68 |
| Male | 105,962 | 52 | 59,338 | 32 |

Source: Ministry of the Interior

Table 13-25: Bank Loan Borrower Statistics - by Gender

| Year | | Loans | | | | | |
|------|---------------|------------------|-----------|-----------------------------|-----------------------|-----------|-----------------------------|
| | | No. of borrowers | | | Amount (million US\$) | | |
| | | Female | Male | Gender ratio (female = 100) | Female | Male | Gender ratio (female = 100) |
| 2009 | Home loan | 1,046,267 | 1,120,048 | 107.05 | 78,063.09 | 86,282.32 | 110.53 |
| | Car loan | 90,505 | 89,163 | 98.52 | 770.39 | 770.88 | 100.06 |
| | Cash card | 493,320 | 653,311 | 132.43 | 881.87 | 1,221.95 | 138.56 |
| | Personal loan | 848,441 | 1,055,521 | 124.41 | 8,591.56 | 16,567.07 | 192.83 |

| | | | | | | | |
|------|-----------------------------------|-----------|-----------|--------|------------|------------|--------|
| | (consumer banking) | | | | | | |
| | Personal loan (corporate banking) | 17,488 | 38,841 | 222.10 | 972.04 | 2,708.56 | 278.65 |
| | Total | 2,496,021 | 2,956,857 | 118.46 | 89,278.96 | 107,550.78 | 120.47 |
| 2010 | Home loan | 878,785 | 928,175 | 105.62 | 65,397.87 | 71,301.52 | 109.03 |
| | Car loan | 58,468 | 56,576 | 96.76 | 572.20 | 542.15 | 94.75 |
| | Cash card | 334,149 | 466,884 | 139.72 | 533.06 | 772.40 | 144.90 |
| | Personal loan (consumer banking) | 855,291 | 968,990 | 113.29 | 10,498.87 | 19,251.16 | 183.36 |
| | Personal loan (corporate banking) | 27,332 | 48,158 | 176.20 | 894.41 | 2,514.84 | 281.17 |
| | Total | 2,154,025 | 2,468,783 | 114.61 | 77,896.44 | 94,382.06 | 121.16 |
| 2011 | Home loan | 1,196,387 | 1,269,507 | 106.11 | 92,553.14 | 100,659.83 | 108.76 |
| | Car loan | 74,492 | 68,568 | 92.05 | 902.88 | 845.99 | 93.70 |
| | Cash card | 321,722 | 505,305 | 157.06 | 519.23 | 728.44 | 140.29 |
| | Personal loan (consumer banking) | 1,077,781 | 1,261,435 | 117.04 | 13,617.29 | 24,889.59 | 182.78 |
| | Personal loan (corporate banking) | 36,759 | 60,145 | 163.62 | 1,355.24 | 2,865.09 | 211.41 |
| | Total | 2,707,141 | 3,164,960 | 116.91 | 108,947.77 | 129,988.91 | 119.31 |
| 2012 | Home loan | 1,264,499 | 1,370,117 | 108.35 | 101,133.81 | 112,567.42 | 111.31 |
| | Car loan | 107,113 | 117,961 | 110.13 | 1,245.02 | 1,867.23 | 149.98 |
| | Cash card | 161,256 | 212,368 | 131.70 | 445.41 | 641.50 | 144.02 |
| | Personal loan (consumer banking) | 957,606 | 1,261,514 | 131.74 | 14,745.31 | 25,911.83 | 175.73 |
| | Personal loan | 22,703 | 37,249 | 164.07 | 1,310.83 | 3,470.59 | 264.76 |

| | | | | | | |
|---------------------|-----------|-----------|--------|------------|------------|--------|
| (corporate banking) | | | | | | |
| Total | 2,513,177 | 2,999,209 | 119.34 | 118,880.38 | 144,458.56 | 121.52 |

Source: Financial Supervisory Commission

Table 13-26: 2012 Overview of Business Owners – by Gender

| Size | No. of entities (%) | | | Sales revenue (million US\$) (%) | | |
|------------------------------------|---------------------|--------------------|--------------------|----------------------------------|-----------------------|-----------------------|
| | Female | Male | Total | Female | Male | Total |
| Small and medium-sized enterprises | 474,237 (36.55) | 823,336 (63.45) | 1,297,573 (100) | 84,670.78 (23.83) | 270,591.50 (76.17) | 355,262.28 (100) |
| Large Enterprises | 5,566 (19.07) | 23,627 (80.93) | 29,193 (100) | 78,023.98 (10.59) | 658,657.40 (89.41) | 736,681.38 (100) |
| Total | 479,803 (36.16) | 846,963 (63.84) | 1,326,766 (100) | 162,694.76 (14.90) | 929,248.90 (85.10) | 1,091,943.67 (100) |

Source: Ministry of Economic Affairs

Table 13-27: Change in Percentage of Enterprises with Female Persons-In-Charge

Unit: %

| Year | No. of entities | | Sales revenue | |
|------|------------------------------------|-------------------|------------------------------------|-------------------|
| | Small and medium-sized enterprises | Large Enterprises | Small and medium-sized enterprises | Large Enterprises |
| 2009 | 35.96 | 17.88 | 23.76 | 9.90 |
| 2010 | 36.20 | 18.57 | 23.46 | 9.80 |

| | | | | |
|------|-------|-------|-------|-------|
| 2011 | 36.42 | 18.90 | 23.87 | 10.56 |
| 2012 | 36.55 | 19.07 | 23.83 | 10.59 |

Source: Ministry of Economic Affairs

Table 13-28: Performance of the Small and Medium Business Credit Guarantee Fund

| Item/gender | | 2009 | | 2010 | | 2011 | | 2012 (Note) | |
|-----------------------------|--------|---|---------------|---|---------------|---|---------------|---|---------------|
| | | No. of cases Amount (million US\$) | Gender (%) | No. of cases Amount (million US\$) | Gender (%) | No. of cases Amount (million US\$) | Gender (%) | No. of cases Amount (million US\$) | Gender (%) |
| No. of cases guaranteed | Female | 64,098 | 25.16 | 77,639 | 24.84 | 84,313 | 24.60 | 90,860 | 24.55 |
| | Male | 190,709 | 74.84 | 234,954 | 75.16 | 258,457 | 75.40 | 279,284 | 75.45 |
| | Total | 254,807 | 100.00 | 312,593 | 100.00 | 342,770 | 100.00 | 370,144 | 100.00 |
| Amount guaranteed (A) | Female | 3439 | 22.39 | 4,952 | 22.12 | 5,769 | 22.08 | 6,487 | 22.03 |
| | Male | 11,920 | 77.61 | 17,434 | 77.88 | 20,359 | 77.92 | 22,964 | 77.97 |
| | Total | 15,359 | 100.00 | 22,385 | 100.00 | 26,128 | 100.00 | 29,451 | 100.00 |
| Loan obtained (B) | Female | 4,606 | 22.57 | 6,235 | 22.33 | 7,314 | 22.36 | 8,248 | 22.34 |
| | Male | 15,795 | 77.43 | 21,684 | 77.67 | 25,391 | 77.64 | 28,675 | 77.66 |
| | Total | 20,401 | 100.00 | 27,919 | 100.00 | 32,702 | 100.00 | 36,926 | 100.00 |

Source: Ministry of Economic Affairs

Note: Statistics shown in the table are based on the loan portfolio guaranteed by the Small and Medium Business Credit Guarantee Fund as of the end of June 2013. The actual gender ratios of persons in charge of the guaranteed businesses each year may have been different from those listed in the table due to sudden changes.

Table 13-29: Performance of New Projects Launched by the Small and Medium Business Credit Guarantee Fund

| Item/gender | | Young Entrepreneur's Loan/beginning in 2012 - as of 2012 year-end | | Business Venture Loan/beginning in 2012 - as of 2012 year-end | | Micro Business Loan/beginning in May 2007 - as of 2012 year-end | | Credit Support Program/beginning in July 2011 - as of 2012 year-end | |
|----------------------------|--------|---|---------------------|---|---------------------|---|---------------------|---|---------------------|
| | | No. of cases Amount (million US\$) | Gender ratio (%) | No. of cases Amount (million US\$) | Gender ratio (%) | No. of cases Amount (million US\$) | Gender ratio (%) | No. of cases Amount (million US\$) | Gender ratio (%) |
| No. of cases guaranteed | Female | 81 | 31.52 | 49 | 33.79 | 2,861 | 81.65 | 44 | 80.00 |
| | Male | 176 | 68.48 | 96 | 66.21 | 643 | 18.35 | 11 | 20.00 |
| | Total | 257 | 100.00 | 145 | 100.00 | 3,504 | 100.00 | 55 | 100.00 |
| Amount guaranteed | Female | 3.49 | 32.83 | 0.76 | 34.78 | 44.31 | 79.62 | 0.20 | 82.44 |
| | Male | 7.14 | 67.17 | 1.45 | 65.22 | 11.34 | 20.38 | 0.04 | 17.56 |
| | Total | 10.63 | 100.00 | 2.23 | 100.00 | 55.66 | 100.00 | 0.25 | 100.00 |
| Loan obtained | Female | 4.36 | 32.77 | 0.84 | 34.21 | 46.64 | 79.59 | 0.20 | 82.44 |
| | Male | 8.95 | 67.23 | 1.62 | 65.79 | 11.96 | 20.41 | 0.04 | 17.56 |
| | Total | 13.32 | 100.00 | 2.46 | 100.00 | 58.60 | 100.00 | 0.25 | 100.00 |

Source: Ministry of Economic Affairs

Table 13-30: Guidance for Micro Business Ventures

| Year | Business venture workshops (No. of course attendants) | | Consultations (No. of persons) | | Assisted cases (No. of business ventures) | | Job opportunities created | | Average job opportunities created per person | |
|-------|--|--------|-----------------------------------|-------|--|-------|------------------------------|-------|---|------|
| | Female | Male | Female | Male | Female | Male | Female | Male | Female | Male |
| 2009 | 11,251 | 4,561 | 3,298 | 718 | 1,732 | 417 | 5,165 | 1,329 | 2.98 | 3.19 |
| 2010 | 10,046 | 3,840 | 4,578 | 1,338 | 1,247 | 468 | 3,919 | 1,409 | 3.14 | 3.01 |
| 2011 | 9,019 | 4,325 | 2,844 | 1,817 | 1,307 | 560 | 3,725 | 1,510 | 2.85 | 2.70 |
| 2012 | 8,726 | 4,458 | 3,202 | 1,487 | 1,363 | 645 | 3,594 | 1,582 | 2.64 | 2.45 |
| Total | 39,042 | 17,184 | 13,922 | 5,360 | 5,649 | 2,090 | 16,403 | 5,830 | 2.90 | 2.79 |

Source: Council of Labor Affairs, Executive Yuan

Table 13-31: Approvals for and Repayments of Micro Business Loans

| Year | No. of approved borrowers | | | | | Loan approved (million US\$) | | | | |
|--------------------|-----------------------------|---|-------------------------------------|--|-----------------------------|---|--|---------|-------------|-----------|
| | Female | Male | Total | Females (%) | Males (%) | Female | Male | Total | Females (%) | Males (%) |
| 2009 | 751 | 120 | 871 | 86.22 | 13.78 | 12.1862 | 2.1904 | 14.3766 | 84.76 | 15.24 |
| 2010 | 761 | 211 | 972 | 78.29 | 21.71 | 13.0836 | 3.8856 | 16.9692 | 77.10 | 22.90 |
| 2011 | 540 | 174 | 714 | 75.63 | 24.37 | 9.9630 | 3.4773 | 13.4403 | 74.13 | 25.87 |
| 2012 | 448 | 139 | 587 | 76.32 | 23.68 | 7.3328 | 2.4137 | 9.7465 | 75.24 | 24.76 |
| Repayment overview | | | | | | | | | | |
| Gender | Cumulative no. of borrowers | Cumulative amount borrowed (A) (million US\$) | Cumulative no. of overdue borrowers | Cumulative overdue amount (B) (million US\$) | Repayment ratio (%)=(A-B)/A | Average amount borrowed (A/no. of borrowers) (US\$) | Average amount overdue (B/no. of borrowers) (US\$) | | | |
| Female | 2,500 | 42.5656 | 184 | 2.1086 | 95.05 | 17,026.24 | 11,459.78 | | | |
| Male | 644 | 11.9670 | 47 | 0.7256 | 93.94 | 18,582.30 | 15,438.30 | | | |
| Total | 3,144 | 54.5326 | 231 | 2.8342 | 94.80 | 17,344.97 | 12,269.26 | | | |

Source: Council of Labor Affairs, Executive Yuan

Table 13-32: Borrowers of Farming Improvement Loans - by Gender

| Year | Female | | | Male | | |
|-------|----------------------|----------------|---|----------------------|----------------|---|
| | Total no. of persons | Percentage (%) | Average loan per person (thousand US\$) | Total no. of persons | Percentage (%) | Average loan per person (thousand US\$) |
| 2009 | 2,156 | 31.5 | 47.38 | 4,679 | 68.5 | 40.85 |
| 2010 | 2,837 | 34.6 | 47.77 | 5,362 | 65.4 | 39.82 |
| 2011 | 2,858 | 34.6 | 47.77 | 5,392 | 65.4 | 41.21 |
| 2012 | 1,468 | 34.0 | 43.89 | 2,849 | 66.0 | 36.91 |
| Total | 9,319 | 33.8 | 47.35 | 18,282 | 66.2 | 40.05 |

Source: Council of Agriculture, Executive Yuan

Table 13-33: Loans for Indigenous People

| Year | No. of loans approved | | | | Loan amount approved (\$thousand) | | | |
|------|-----------------------|------|-------|--------------------------------|-----------------------------------|----------|-----------|--------------------------------|
| | Female | Male | Total | Gender ratio (female = 100) | Female | Male | Total | Gender ratio (female = 100) |
| 2009 | 262 | 247 | 509 | 94.27 | 3,113.77 | 3,108.60 | 6,222.37 | 99.83 |
| 2010 | 233 | 291 | 524 | 124.89 | 2,677.44 | 3,663.22 | 6,340.66 | 136.82 |
| 2011 | 449 | 492 | 941 | 109.58 | 3,743.05 | 5,103.75 | 8,846.80 | 136.35 |
| 2012 | 840 | 876 | 1716 | 104.29 | 5,702.65 | 7,258.24 | 12,960.89 | 127.28 |

Source: Council of Indigenous Peoples, Executive Yuan

Table 13-34: Debt Clearance Applicants - by Gender

| Year | Borrowers' gender, number and percentage | | | | |
|-------|--|------|-------------------------|------|-----------------|
| | Female | | Male | | Total (persons) |
| | Total number of persons | % | Total number of persons | % | |
| 2008 | 4,980 | 50.8 | 4,828 | 49.2 | 9,808 |
| 2009 | 6,779 | 52.2 | 6,212 | 47.8 | 12,991 |
| 2010 | 2,341 | 52.2 | 2,145 | 47.8 | 4,486 |
| 2011 | 1,293 | 51.3 | 1,228 | 48.7 | 2,521 |
| 2012 | 1,041 | 49.3 | 1,072 | 50.7 | 2,113 |
| Total | 11,454 | 51.8 | 10,657 | 48.2 | 22,111 |

Source: Judicial Yuan

Table 13-35: Overview of Evergreen Senior Citizen Centers

| Year | No. of centers | No. of classes | No. of participants (persons) | | | |
|------|----------------|----------------|-------------------------------|---------|--------|-----------------------------|
| | | | Total | Female | Male | Gender ratio (female = 100) |
| 2009 | 387 | 4,164 | 125,821 | 84,621 | 41,200 | 48.69 |
| 2010 | 374 | 4,351 | 130,994 | 88,448 | 42,546 | 48.10 |
| 2011 | 341 | 4,226 | 134,058 | 91,465 | 42,593 | 46.57 |
| 2012 | 411 | 4,779 | 154,331 | 108,816 | 45,515 | 41.83 |

Source: Ministry of the Interior

Table 13-36: Activities Organized by the Indigenous Families and Women's Service Center

Unit: %

| Activity | Year | Female | Male | Total |
|---|------|--------|-------|-------|
| Indigenous (community) welfare promotion | 2009 | 60.14 | 39.86 | 100 |
| | 2010 | 59.04 | 40.94 | 100 |
| | 2011 | 62.80 | 37.20 | 100 |
| | 2012 | 59.00 | 41.00 | 100 |
| Education on indigenous women's safety and rights | 2009 | 59.98 | 40.02 | 100 |
| | 2010 | 63.07 | 36.93 | 100 |
| | 2011 | 62.28 | 37.72 | 100 |
| | 2012 | 66.74 | 33.26 | 100 |
| Social work | 2009 | 79.92 | 20.08 | 100 |
| | 2010 | 66.11 | 33.89 | 100 |
| | 2011 | 72.01 | 27.99 | 100 |
| | 2012 | 70.11 | 29.89 | 100 |
| Indigenous family relations enhancement | 2009 | 68.29 | 31.71 | 100 |
| | 2010 | 67.39 | 32.61 | 100 |
| | 2011 | 66.81 | 33.19 | 100 |
| | 2012 | 64.53 | 35.47 | 100 |
| Family and marital relations enhancement | 2009 | 62.07 | 37.93 | 100 |
| | 2010 | 68.74 | 31.26 | 100 |
| | 2011 | 60.74 | 39.26 | 100 |
| | 2012 | 70.78 | 29.22 | 100 |
| Other related activities | 2009 | 59.52 | 40.48 | 100 |
| | 2010 | 68.23 | 31.77 | 100 |
| | 2011 | 64.18 | 35.82 | 100 |
| | 2012 | 65.05 | 34.95 | 100 |

Source: Council of Indigenous Peoples, Executive Yuan

Table 13-37: Population Engaging in Regular Exercise

Unit: %

| Year | Female | Male | Nationwide |
|------|--------|------|------------|
| 2009 | 19.6 | 29.2 | 24.4 |
| 2010 | 20.7 | 31.5 | 26.1 |
| 2011 | 22.7 | 32.9 | 27.8 |
| 2012 | 24.8 | 36.0 | 30.4 |

Source: Sports Affairs Council, Executive Yuan

Table 13-38: Participation in Cultural and Leisure Activities

Unit: %

| Category | Year | Gender | | Note |
|------------------------------|------|--------|-------|--------|
| | | Female | Male | |
| Cultural heritage activities | 2009 | 56.05 | 43.95 | |
| | 2010 | 55.66 | 44.34 | |
| | 2011 | 57.90 | 42.10 | |
| | 2012 | 62.66 | 37.34 | Note 1 |
| Reading | 2009 | 52.07 | 47.93 | |
| | 2010 | 56.55 | 43.45 | |
| | 2011 | 53.33 | 46.67 | |
| | 2012 | 55.79 | 44.21 | |
| Community building | 2009 | 54.87 | 45.13 | |
| | 2010 | 54.87 | 45.13 | |
| | 2011 | 62.79 | 37.21 | Note 2 |
| | 2012 | 54.49 | 45.51 | |
| Museums | 2009 | 64.50 | 35.50 | |
| | 2010 | 53.65 | 46.35 | |
| | 2011 | 65.16 | 34.84 | |
| | 2012 | 63.36 | 36.64 | |

| | | | | |
|-------------------------|------|-------|-------|--------|
| Life Aesthetics Project | 2009 | 54.87 | 45.13 | |
| | 2010 | 59.99 | 40.01 | Note 3 |
| | 2011 | 60.00 | 40.00 | |
| | 2012 | 56.05 | 43.95 | Note 4 |
| Cultural volunteers | 2009 | 73.76 | 26.24 | |
| | 2010 | 74.11 | 25.89 | |
| | 2011 | 76.20 | 23.80 | |
| | 2012 | 75.48 | 24.52 | |

Source: Ministry of Culture

Note:

1. In addition to seminars, forums, and workshops, the Taiwan Potential World Heritage Sites Exhibition was also held in 2011. The exhibition ran for an extensive duration and received a large number of visitors. Activities in 2012 mostly comprised of training courses, conferences, and workshops, and there were therefore fewer participants compared to 2011.
2. The budget for community-building activities in 2011 was 31% less than in 2010. The number of participants fell by 22% in that year as a result.
3. The number of people participating in the activities of the Life Aesthetics Project varied by 1,151,104 from 2009 to 2010. This was due to the fact that most exhibitions commencing in 2009 extended into 2010, causing a total of 1,085,329 visits to be counted in 2010. An increasing number of aesthetic and artistic workshops in 2010 also contributed to the difference.
4. Only six aesthetics-themed exhibitions were organized in 2012 (five sessions less compared to 2011). The number of participants was therefore reduced by 45%. Since all the Life Aesthetics Project had ended by 2012, there were no further participants in 2013.

Table 13-39: Participation in Cultural and Creative Programs 2010-2012

Unit: %

| Category | Year | Female | Male |
|----------|------|--------|------|
| | | | |

| | | | |
|---|------|-------|-------|
| Creative venture subsidy program | 2010 | 50.94 | 49.06 |
| | 2011 | 57.14 | 42.86 |
| | 2012 | 43.00 | 57.00 |
| Creative cluster program | 2011 | 50.00 | 50.00 |
| | 2012 | 50.17 | 49.83 |
| Cultural and creative talent training program | 2012 | 53.33 | 46.67 |

Source: Ministry of Culture

Table 14-1: Agriculture and Fishery Workers - by Gender and Employment Type

| | Female | | Male | | Gender ratio (female = 100) |
|--|----------------------|----------------|----------------------|----------------|--------------------------------|
| | Total no. of persons | Percentage (%) | Total no. of persons | Percentage (%) | |
| Agricultural households | 631,028 | 100.0 | 933,250 | 100.0 | 147.89 |
| Permanent employees | 11,490 | 1.82 | 10,802 | 1.16 | 94.01 |
| Temporary employees | 92,793 | 14.71 | 54,981 | 5.89 | 59.25 |
| Employees without fixed pay | 526,745 | 83.47 | 867,467 | 92.95 | 164.68 |
| Average no. of employees per household | 0.87 | | 1.29 | | |
| Fishing households - sole proprietor | 31,370 | 100.0 | 92,870 | 100.0 | 296.05 |
| Permanent employees | 1,391 | 4.43 | 30,555 | 32.90 | 2,196.62 |
| Temporary employees | 4,645 | 14.81 | 10,456 | 11.26 | 225.10 |
| Employees without a fixed salary | 25,334 | 80.76 | 51,859 | 55.84 | 204.70 |
| Average no. of employees per household | 0.73 | | 2.15 | | |

Source: Directorate-General of Budget, Accounting and Statistics, Executive Yuan

Note: Employees without fixed salaries include both those who are paid and those performing unpaid labor.

Table 14-2: Registered Land Ownership Records - by Gender

| Year | Total (records) | Female (records) | Male (records) | Gender ratio (female = 100) |
|------|-----------------|------------------|----------------|-----------------------------|
| 2009 | 29,118,434 | 9,660,264 | 19,458,170 | 201 |
| 2012 | 29,448,935 | 10,194,468 | 19,254,467 | 189 |

Source: Ministry of the Interior

Note: This table only takes into account ownership where gender is ascertainable, and excludes land owned by corporate entities, land registered using serial numbers (owner is unclear), and land registered using foreign passport numbers (gender is unidentifiable).

Table 14-3: Registered Land Ownership Area - by Gender

| Year | Total (hectares) | Female (hectares) | Male (hectares) | Gender ratio (female = 100) |
|------|------------------|-------------------|-----------------|-----------------------------|
| 2009 | 1,101,976 | 282,897 | 819,079 | 290 |
| 2012 | 10,589,652 | 2,865,898 | 7,723,754 | 270 |

Source: Ministry of the Interior

Note: The area is calculated based on proportion of land owned. This table only takes into account ownership where gender is ascertainable, and excludes land owned by corporate entities, land registered using serial numbers (owner is unclear), and land registered using foreign passport numbers (gender is unidentifiable).

Table 14-4: Registered Land Ownership (Current Value) - by Gender

| Year | Total (million US\$) | Female (million US\$) | Male (million US\$) | Gender ratio (female = 100) |
|------|----------------------|-----------------------|---------------------|-----------------------------|
| 2009 | 1,026,212 | 353,504 | 672,708 | 190 |
| 2012 | 1,218,975 | 441,144 | 777,831 | 176 |

Source: Ministry of the Interior

Note: The value is calculated based on proportion of land owned. This table only

takes into account ownership where gender is ascertainable, and excludes land owned by corporate entities, land registered using serial numbers (owner is unclear), and land registered using foreign passport numbers (gender is unidentifiable).

Table 14-5: Council of Agriculture Budget for Training Women in Rural Areas

| Budget (thousand US\$) | | | | | |
|------------------------|--|--|---|--|---|
| Year | Plan to improve rural women's productivity and ability to manage their lives | The Tian Mama Program for developing local cuisine | Skills training program for women in fishing villages | Total budget for training women in rural areas | Total budget for training farmers' associations |
| 2009 | 1,328.57 | 1,004.98 | 290.89 | 2,624.43 | 32,487.17 |
| 2010 | 968.13 | 629.54 | 330.48 | 1,928.15 | 29,463.54 |
| 2011 | 955.59 | 737.52 | 288.98 | 1,982.09 | 24,871.95 |
| 2012 | 1,447.96 | 608.92 | 290.05 | 2,346.93 | 27,054.65 |
| Total | 4,700.26 | 2,980.96 | 1,200.39 | 8,881.61 | 113,877.31 |

Source: Council of Agriculture, Executive Yuan

Table 14-6: Distribution of Agricultural Households

| Item | Taiwan | Northern Taiwan (New Taipei City, Taipei City, Keelung City, Hsinchu City, Yilan County, Taoyuan County, Hsinchu County) | Central Taiwan (Taichung City, Miaoli County, Changhua County, Nantou County, Yunlin County) | Southern Taiwan (Tainan City, Kaohsiung City, Chiayi County and City, Pingtung County, Penghu County) | Eastern Taiwan (Taitung County, Hualien County) |
|--|---------|---|---|--|--|
| Total no. of agricultural households | 776,724 | 143,318 | 309,651 | 288,780 | 34,975 |
| Percentage (%) | 100 | 18.5 | 39.9 | 37.2 | 4.5 |
| Percentage of total national households | 9.8 | 1.8 | 3.9 | 3.7 | 0.4 |
| Administrative district: counties/cities (no.) | 20 | 7 | 5 | 6 | 2 |
| No. of counties and cities with 50,000 or fewer residents | 0 | 0 | 0 | 0 | 0 |
| Administrative district: townships/villages (no.) | 358 | 89 | 106 | 134 | 29 |
| No. of townships and villages with 50,000 or fewer residents | 225 | 36 | 68 | 101 | 26 |
| Townships and villages with 50,000 or fewer | 100 | 16.0 | 30.2 | 44.9 | 11.6 |

| | | | | | |
|---|------|------|------|------|------|
| residents (%) | | | | | |
| Percentage weighting of townships and villages with 50,000 or fewer residents | 62.8 | 40.4 | 64.2 | 75.4 | 89.7 |

Source: Directorate-General of Budget, Accounting and Statistics, Executive Yuan;

Ministry of the Interior

Prepared by: Council of Agriculture, Executive Yuan

Note: The table excludes 3,664 agricultural households located in Kinmen County and Lienchiang County.

Table 14-7: Population of Agricultural Households

| | Population (thousands) | Population structure (%) | | | Gender ratio (female = 100) |
|-----------------------------------|------------------------|--------------------------|------------|------------------|-----------------------------|
| | | Aged 0-14 | Aged 15-64 | Aged 65 and over | |
| Agricultural household population | 2,962 | 13.3 | 66.1 | 20.5 | 111.8 |
| Female | 1,399 | 13.4 | 64.8 | 21.8 | - |
| Male | 1,563 | 13.3 | 67.3 | 19.4 | - |
| Taiwan | 23,191 | 14.7 | 74.5 | 11.2 | 100.2 |
| Northern Taiwan | 10,428 | 15.1 | 75.2 | 10.4 | 97.8 |
| Central Taiwan | 5,780 | 15.3 | 73.4 | 11.5 | 102.7 |
| Southern Taiwan | 6,423 | 13.6 | 74.4 | 12.0 | 101.5 |
| Eastern Taiwan | 561 | 13.9 | 72.4 | 13.1 | 106.7 |

Source: Directorate-General of Budget, Accounting and Statistics, Executive Yuan;

Ministry of the Interior

Prepared by: Council of Agriculture, Executive Yuan

Note: The table does not include Kinmen and Lienchiang Counties, which have a population of 124,000, 11.9% of which are aged 0-14, 76.9% aged 15-64, 11.2% aged 65 and above, with a gender ratio of 104.3 (female = 100).

Table 14-8: Life Expectancy at Birth - 2011

Unit: age

| Region | County/City | Female (B) | Male (A) | Gender difference (B-A) |
|--------------------|--------------------|---------------|----------|-------------------------------|
| Northern Taiwan | Yilan County | 82.5 | 75.8 | 6.7 |
| | New Taipei City | 83.6 | 77.5 | 6.1 |
| | Taipei City | 85.3 | 80.0 | 5.3 |
| | Taoyuan County | 82.8 | 76.9 | 5.9 |
| | Hsinchu County | 82.5 | 75.8 | 6.7 |
| | Keelung City | 82.0 | 75.6 | 6.4 |
| | Hsinchu City | 83.9 | 77.4 | 6.5 |
| Central Taiwan | Miaoli County | 82.4 | 75.1 | 7.3 |
| | Taichung City | 82.2 | 76.3 | 5.9 |
| | Changhua County | 83.1 | 75.8 | 7.3 |
| | Nantou County | 81.8 | 74.0 | 7.7 |
| | Yunlin County | 82.1 | 74.1 | 8.0 |
| Southern Taiwan | Chiayi County | 82.4 | 74.7 | 7.7 |
| | Chiayi City | 82.7 | 76.7 | 6.0 |
| | Tainan City | 82.0 | 75.5 | 6.5 |

| | | | | |
|----------------|-----------------|------|------|-----|
| | Kaohsiung City | 81.8 | 75.2 | 6.6 |
| | Pingtung County | 80.1 | 72.7 | 7.5 |
| | Penghu County | 82.2 | 75.8 | 6.4 |
| Eastern Taiwan | Taitung County | 79.0 | 70.7 | 8.3 |
| | Hualien County | 80.5 | 72.5 | 8.0 |

Source: Ministry of the Interior

Note: Average life expectancies are calculated every three years. No separate statistics were available for Kinmen and Matsu due to the relatively small population there.

Table 14-9: Marital Status and Distribution of Female New Immigrants

| Item | | Taiwan | Northern Taiwan | Central Taiwan | Southern Taiwan | Eastern Taiwan |
|--|-----------|---------|-----------------|----------------|-----------------|----------------|
| Marital status (%) | Unmarried | 41.2 | 41.8 | 41.2 | 40.3 | 39.8 |
| | Married | 43.5 | 43.6 | 44.0 | 43.3 | 39.5 |
| | Divorced | 6.7 | 7.1 | 5.7 | 6.9 | 8.6 |
| | Widowed | 8.5 | 7.5 | 9.1 | 9.5 | 12.1 |
| Female new immigrants | | 436,461 | 209,709 | 100,814 | 115,364 | 10,574 |
| Percentage (%) | | 100 | 48.0 | 23.1 | 26.4 | 2.4 |
| As percentage (%) of total local female population | | 3.7 | 4.0 | 3.5 | 3.6 | 3.9 |

Source: Ministry of the Interior

Prepared by: Council of Agriculture, Executive Yuan

Note: The table does not include the 3,039 female new immigrants who are either living in Kinmen County and Lienchiang County, or of unknown status.

Table 14-10: Population Structure of Indigenous Peoples

| | Population (thousands) | Population structure (%) | | | Gender ratio (female = 100) |
|--------------------------|---------------------------|--------------------------|------------|---------------------|--------------------------------------|
| | | Aged 0-14 | Aged 15-64 | Aged 65 and over | |
| Indigenous population | 526 | 21.4 | 72.4 | 6.2 | 95.7 |
| Female | 269 | 20.3 | 72.3 | 7.4 | - |
| Male | 257 | 22.5 | 72.5 | 5.0 | - |
| Taiwan | 23,191 | 14.7 | 74.5 | 11.2 | 100.2 |
| Northern Taiwan | 10,428 | 15.1 | 75.2 | 10.4 | 97.8 |
| Central Taiwan | 5,780 | 15.3 | 73.4 | 11.5 | 102.7 |
| Southern Taiwan | 6,423 | 13.6 | 74.4 | 12.0 | 101.5 |
| Eastern Taiwan | 561 | 13.9 | 72.4 | 13.1 | 106.7 |

Source: Ministry of the Interior

Prepared by: Council of Agriculture, Executive Yuan

Note: The table does not include the 836 indigenous people living in Kinmen County and Lienchiang County.

Table 14-11: Distribution of Indigenous Peoples

| Item | Taiwan | Northern Taiwan | Central Taiwan | Southern Taiwan | Eastern Taiwan |
|------------------------------|---------|--------------------|-------------------|--------------------|-------------------|
| The indigenous population | 525,578 | 177,938 | 76,121 | 101,942 | 170,413 |
| Percentage (%) | 100 | 33.9 | 14.5 | 19.4 | 32.4 |
| % of national population | 2.26 | 0.76 | 0.33 | 0.44 | 0.73 |

Source: Ministry of the Interior

Prepared by: Council of Agriculture, Executive Yuan

Note: The table does not include the 836 indigenous people living in Kinmen County and Lienchiang County.

Table 14-12: Standardized Mortality Rate for Females - by Region

Unit: every 100,000 people

| | Taiwan | Northern Taiwan | Central Taiwan | Southern Taiwan | Eastern Taiwan |
|------|--------|--------------------|-------------------|--------------------|-------------------|
| 2009 | 351.2 | 315.4 | 361.7 | 384.0 | 459.6 |
| 2010 | 340.4 | 305.4 | 345.7 | 375.5 | 456.9 |
| 2011 | 341.2 | 309.3 | 355.3 | 368.4 | 413.1 |
| 2012 | 336.1 | 307.1 | 347.3 | 361.0 | 423.2 |

Source: Department of Health, Executive Yuan

Note: 1. The standardized mortality rate was calculated based on the WHO world standard population in 2000.

2. The data does not include Kinmen and Lienchiang Counties.

Table 14-13: Crude Mortality Rate of Major Causes of Death of Females - by Region

Unit: every 100,000 people

| Ranking | Taiwan | Northern Taiwan | Central Taiwan | Southern Taiwan | Eastern Taiwan |
|---------|--|--|--|--|--|
| | All causes | All causes | All causes | All causes | All causes |
| | 522.9 | 442.9 | 569.6 | 596.2 | 721.3 |
| 1 | Malignant tumor | Malignant tumor | Malignant tumor | Malignant tumor | Malignant tumor |
| | 141.3 | 126.4 | 146.1 | 158.4 | 180.1 |
| 2 | Heart disease (except hypertensive diseases) | Heart disease (except hypertensive diseases) | Heart disease (except hypertensive diseases) | Heart disease (except hypertensive diseases) | Heart disease (except hypertensive diseases) |
| | 59.3 | 49.8 | 70.3 | 61.9 | 95.2 |
| 3 | Diabetes | Cerebrovascular disease | Diabetes | Diabetes | Cerebrovascular disease |
| | 40.4 | 35.2 | 45.9 | 49.1 | 59.2 |
| 4 | Cerebrovascular disease | Diabetes | Cerebrovascular disease | Cerebrovascular disease | Diabetes |
| | 40.0 | 31.4 | 43.9 | 42.7 | 55.9 |
| 5 | Pneumonia | Pneumonia | Pneumonia | Pneumonia | Hypertensive diseases |
| | 30.6 | 22.7 | 31.4 | 42.7 | 41.2 |

Source: Department of Health, Executive Yuan

Note: The data does not include Kinmen and Lienchiang Counties.

Table 14-14: Infant Mortality Rate - by Region

Unit: per 1,000 live births

| Year | Taiwan | | Northern Taiwan | | Central Taiwan | | Southern Taiwan | | Eastern Taiwan | |
|------|--------|------|-----------------|------|----------------|------|-----------------|------|----------------|------|
| | Female | Male | Female | Male | Female | Male | Female | Male | Female | Male |
| 2009 | 3.9 | 4.2 | 3.3 | 3.8 | 4.4 | 4.2 | 4.4 | 4.4 | 6.0 | 9.6 |
| 201 | 3.8 | 4.7 | 3.6 | 4.7 | 3.6 | 4.2 | 4.2 | 4.7 | 5.7 | 8.5 |

| | | | | | | | | | | |
|------|-----|-----|-----|-----|-----|-----|-----|-----|-----|-----|
| 0 | | | | | | | | | | |
| 2011 | 4.0 | 4.4 | 3.4 | 4.1 | 4.9 | 4.6 | 4.2 | 4.7 | 3.9 | 5.2 |
| 2012 | 3.3 | 4.0 | 3.3 | 3.7 | 3.2 | 4.1 | 3.3 | 4.5 | 5.4 | 5.2 |

Source: Department of Health, Executive Yuan

Note: The data does not include Kinmen and Lienchiang Counties.

Table 14-15: Maternal Mortality Rate - by Region

Unit: per 100,000 live births

| Year | Taiwan | Northern Taiwan | Central Taiwan | Southern Taiwan | Eastern Taiwan |
|------|--------|-----------------|----------------|-----------------|----------------|
| 2009 | 8.4 | 9.1 | 10.1 | 6.2 | - |
| 2010 | 3.6 | 6.5 | 2.3 | 0.0 | - |
| 2011 | 5.1 | 5.3 | 8.0 | 2.1 | - |
| 2012 | 8.6 | 9.0 | 13.4 | 3.5 | - |

Source: Department of Health, Executive Yuan

Note: 1. The data does not include Kinmen and Lienchiang Counties.

2. "-" means no women died in childbirth that year in that region

Table 14-16: Prenatal Screening Rate - by Region

Unit: %

| Year | Taiwan | | Northern Taiwan | | Central Taiwan | | Southern Taiwan | | Eastern Taiwan | |
|------|-------------------------------|--------------------------------|-------------------------------|--------------------------------|-------------------------------|--------------------------------|-------------------------------|--------------------------------|-------------------------------|--------------------------------|
| | At least 1 prenatal screening | At least 4 prenatal screenings | At least 1 prenatal screening | At least 4 prenatal screenings | At least 1 prenatal screening | At least 4 prenatal screenings | At least 1 prenatal screening | At least 4 prenatal screenings | At least 1 prenatal screening | At least 4 prenatal screenings |
| 2011 | 98.38 | 96.89 | 98.17 | 96.87 | 98.61 | 96.73 | 98.66 | 97.38 | 97.27 | 93.48 |
| 2012 | 98.63 | 97.39 | 98.49 | 97.26 | 98.80 | 97.76 | 98.83 | 97.61 | 97.19 | 93.26 |

Source: Department of Health, Executive Yuan

Note: The data does not include Kinmen and Lienchiang Counties.

Table 14-17: Utilization of Adult Preventive Healthcare Services

Unit: %

| | Taiwan | Northern | Central | Southern | Eastern |
|--|--------|----------|---------|----------|---------|
|--|--------|----------|---------|----------|---------|

| Year | Taiwan | | Taiwan | | Taiwan | | Taiwan | | | |
|------|--------|------|--------|------|--------|------|--------|------|------|------|
| | Female | Male | Female | Male | Female | Male | Female | Male | | |
| 2010 | 37.7 | 30.4 | 31.8 | 25.6 | 41.0 | 33.3 | 41.5 | 33.0 | 44.7 | 37.4 |
| 2011 | 36.7 | 29.7 | 37.4 | 30.9 | 36.2 | 28.8 | 36.2 | 29.0 | 36.0 | 27.5 |

Source: Based on approved cases of preventive healthcare services for adults,
2010-2011

Note: The data does not include Kinmen and Lienchiang Counties.

Table 14-18: Gender Distribution for Users of Respite Care - by Region

| Year | Taiwan | | | Northern Taiwan | | | Central Taiwan | | | Southern Taiwan | | | Eastern Taiwan | | |
|------|-----------|--------|-------|-----------------|--------|-------|----------------|--------|-------|-----------------|--------|-------|----------------|--------|------|
| | Total (%) | Female | Male | Usage (%) | Female | Male | Usage (%) | Female | Male | Usage (%) | Female | Male | Usage (%) | Female | Male |
| 2010 | 100 | 5,573 | 3,645 | 41 | 2,297 | 1,502 | 30 | 1,681 | 1,100 | 24 | 1,342 | 877 | 5 | 253 | 166 |
| 2011 | 100 | 7,029 | 5,225 | 39 | 2,735 | 2,034 | 31 | 2,173 | 1,616 | 28 | 1,946 | 1,447 | 2 | 174 | 129 |
| 2012 | 100 | 10,686 | 6,712 | 36 | 3,824 | 2,402 | 28 | 3,069 | 1,927 | 33 | 3,510 | 2,204 | 3 | 284 | 178 |

Source: Department of Health, Executive Yuan

Note:

1. The service volume represents the actual number of people served during the year.
2. When the long-term care program was launched in 2008, county and city governments were required to keep written records of the service volume. At the end of 2010, the Department of Health instructed all long-term care centers to input data for any ongoing service cases into an information system. This is the data used to analyze gender distribution.
3. Gender distribution 2010-2012: females (60.46%) exceeded males (39.54%) in 2010. Females (57.36%) exceeded males (42.64%) in 2011. Females (61.42%) exceeded males (38.58%) in 2012.
4. Usage is calculated using the total number of respite care recipients as the denominator.
5. The table excludes Kinmen and Lienchiang Counties.

Table 14-19: Literacy Rate of Women Aged 65 and Above

Unit: %

| Region | Literate | Illiterate |
|----------------------|----------|------------|
| Total | 80.81 | 19.19 |
| New Taipei City | 85.27 | 14.73 |
| Taipei City | 93.11 | 6.89 |
| Taichung City | 81.24 | 18.76 |
| Tainan City | 78.56 | 21.44 |
| Kaohsiung City | 77.18 | 22.82 |
| Yilan County | 78.43 | 21.57 |
| Taoyuan County | 78.87 | 21.13 |
| Hsinchu County | 87.55 | 12.45 |
| Miaoli County | 89.89 | 10.11 |
| Changhua County | 61.40 | 38.60 |
| Nantou County | 84.86 | 15.14 |
| Yunlin County | 67.16 | 32.84 |
| Chiayi County | 71.19 | 28.81 |
| Pingtung County | 75.67 | 24.33 |
| Taitung County | 83.38 | 16.62 |
| Hualien County | 90.38 | 9.62 |
| Penghu County | 90.82 | 9.18 |
| Keelung City | 81.82 | 18.18 |
| Hsinchu City | 84.29 | 15.71 |
| Chiayi City | 82.36 | 17.64 |
| Kinmen County | 85.75 | 14.25 |
| Lienchiang County | 40.40 | 59.60 |

Source: Ministry of the Interior

Table 14-20: Average Household Income and Spending in Taiwan

Unit: US\$

| Year | Average income per household | Average income per agricultural household (excluding fallow and abandoned farmland) |
|------|------------------------------|---|
|------|------------------------------|---|

| | Total income | Spending | Total income | Agricultural income | Non-agricultural income | Spending |
|------|-----------------|-----------|-----------------|------------------------|----------------------------|-----------|
| 2009 | 36,464.16 | 22,808.02 | 28,205.17 | 5,885.65 | 22,319.55 | 18,642.60 |
| 2010 | 36,320.65 | 22,698.51 | 28,589.11 | 5,887.52 | 22,701.55 | 18,714.45 |
| 2011 | 37,423.88 | 23,562.06 | 30,180.51 | 5,945.31 | 24,235.20 | 19,715.29 |
| 2012 | 38,037.39 | 23,519.49 | 32,179.86 | 6,974.63 | 25,205.24 | 20,257.82 |

Source: Directorate-General of Budget, Accounting and Statistics, Executive Yuan

Prepared by: Council of Agriculture, Executive Yuan

Table 14-21: Income of Agricultural Households

| | Total income (US\$) | Income multiple | Spending (US\$) | Spending multiple |
|-------------------------------|---------------------|-----------------|-----------------|-------------------|
| Agricultural household income | 32,179.86 | 0.85 | 20,257.82 | 0.86 |
| Taiwan | 38,037.39 | 1.00 | 23,519.49 | 1.00 |
| Northern Taiwan | 42,561.02 | 1.12 | 26,779.70 | 1.14 |
| Central Taiwan | 32,446.54 | 0.85 | 19,719.33 | 0.84 |
| Southern Taiwan | 30,719.52 | 0.81 | 18,378.18 | 0.78 |
| Eastern Taiwan | 28,481.87 | 0.75 | 16,372.04 | 0.70 |

Source: Directorate-General of Budget, Accounting and Statistics, Executive Yuan

Prepared by: Council of Agriculture, Executive Yuan

Note: Income multiple = total income ÷ average income per household. Spending multiple = spending ÷ average spending per household

Table 15-1: Number of Females Receiving Gifts

| Year | No. of females | Females (%) | Total no. of persons |
|------|----------------|-------------|----------------------|
| 2009 | 67,121 | 40.5 | 165,876 |
| 2010 | 69,566 | 40.6 | 171,527 |
| 2011 | 68,712 | 41.2 | 166,927 |
| 2012 | 69,551 | 40.6 | 171,456 |

Source: Ministry of Finance

Table 15-2: Inheritance Waivers Handled by District Courts

| Year | Female | Percentage (%) | Male | Percentage (%) | Other (such as unborn infants) | Percentage (%) | Total (persons) |
|------|--------|----------------|--------|----------------|--------------------------------|----------------|-----------------|
| 2009 | 45,087 | 55.75 | 35,701 | 44.15 | 80 | 0.10 | 80,868 |
| 2010 | 43,780 | 56.00 | 34,348 | 43.93 | 57 | 0.07 | 78,185 |
| 2011 | 46,358 | 56.23 | 36,016 | 43.69 | 64 | 0.08 | 82,438 |
| 2012 | 45,732 | 55.98 | 35,869 | 43.91 | 88 | 0.11 | 81,689 |

Source: Judicial Yuan

Table 15-3: Legal Aid Applicants and Beneficiaries

| Gender | | 2009 | | 2010 | | 2011 | | 2012 | |
|---------------|--------------|---------------------|--------------|---------------------|--------------|---------------------|--------------|---------------------|--------------|
| | | No. of applications | No. approved | No. of applications | No. approved | No. of applications | No. approved | No. of applications | No. approved |
| Female | No. of cases | 39,576 | 11,583 | 52,534 | 34,923 | 56,751 | 35,416 | 62,799 | 43,846 |
| | % | 47.47 | 42.79 | 48.75 | 48.83 | 49.40 | 49.20 | 49.30 | 49.73 |
| Male | No. of cases | 43,497 | 15,233 | 54,989 | 36,515 | 57,947 | 36,506 | 64,351 | 44,138 |
| | % | 52.17 | 56.27 | 51.03 | 51.05 | 50.45 | 50.72 | 50.52 | 50.06 |
| Not specified | No. of cases | 300 | 255 | 238 | 84 | 173 | 56 | 232 | 180 |
| | % | 0.36 | 0.94 | 0.22 | 0.12 | 0.15 | 0.08 | 0.18 | 0.20 |
| Total | | 83,373 | 27,071 | 107,761 | 71,522 | 114,871 | 71,978 | 127,382 | 88,164 |

Source: Legal Aid Foundation

Table 15-4: Pass Rates for Legal Officer Exams

| Year | Female | Male | Total | Females (%) | Males (%) |
|------|--------|------|-------|-------------|-----------|
| 2009 | 55 | 66 | 121 | 45.45 | 54.55 |
| 2010 | 78 | 68 | 146 | 53.42 | 46.58 |
| 2011 | 35 | 36 | 71 | 47.44 | 52.56 |

| | | | | | |
|------|----|----|----|-------|-------|
| 2012 | 37 | 38 | 75 | 49.33 | 50.67 |
|------|----|----|----|-------|-------|

Source: Examination Yuan

Table 15-5: Number of Judges

| Year | Female | Male | Total judges | Females (%) | Males (%) | Male to female ratio |
|------|--------|-------|--------------|-------------|-----------|----------------------|
| 2009 | 721 | 1,066 | 1,787 | 40.35 | 59.65 | 1:0.68 |
| 2010 | 764 | 1,079 | 1,843 | 41.45 | 58.55 | 1:0.71 |
| 2011 | 827 | 1,102 | 1,929 | 42.87 | 57.13 | 1:0.75 |
| 2012 | 876 | 1,102 | 1,978 | 44.29 | 55.71 | 1:0.76 |

Source: Judicial Yuan

Note: The number of judges includes chief judges and division-chief judges.

Table 15-6: Total Number of Prosecutors of All Levels at the Ministry of Justice

| Year | Female | Male | Total | Females (%) | Males (%) |
|------|--------|------|-------|-------------|-----------|
| 2009 | 421 | 845 | 1,266 | 33.3 | 66.7 |
| 2010 | 444 | 872 | 1,316 | 33.7 | 66.3 |
| 2011 | 464 | 892 | 1,356 | 34.2 | 65.8 |
| 2012 | 468 | 903 | 1,371 | 34.1 | 65.9 |

Source: Ministry of Justice

Table 15-7: Certified Lawyers

| Year | Female | Male | Total certified | Females (%) | Males (%) |
|------|--------|------|-----------------|-------------|-----------|
| 2009 | 176 | 225 | 401 | 43.89 | 56.11 |
| 2010 | 205 | 271 | 476 | 43.07 | 56.93 |
| 2011 | 251 | 376 | 627 | 40.03 | 59.97 |
| 2012 | 363 | 501 | 864 | 42.01 | 57.99 |

Source: Ministry of Justice

Table 15-8: Gender Statistics for Committee Members of the Judicial Yuan

| Committee | Female | Male | Total persons | Females (%) |
|--|--------|------|---------------|-------------|
| Personnel Review Committee, Judicial Yuan | 5 | 22 | 27 | 18.5 |
| Judicial Selection Committee | 3 | 16 | 19 | 15.8 |
| Judgment Review Committee | 5 | 19 | 24 | 20.8 |
| Judicial Reappointment Committee, Judicial Yuan | 4 | 12 | 16 | 25 |
| Division-Chief Tenure Review Committee | 3 | 8 | 11 | 27.3 |
| Duty Assessment Review Committee | 5 | 6 | 11 | 45.5 |
| Judicial Eligibility Review Panel | 4 | 6 | 10 | 40 |
| Judicial Evaluation Committee | 0 | 10 | 10 | 0 |
| Examination Committee, Judicial Yuan | 12 | 9 | 21 | 57.1 |
| Performance Evaluation Committee, Judicial Yuan | 12 | 11 | 23 | 52.2 |
| Sexual Harassment Arbitration Committee, Judicial Yuan | 6 | 5 | 11 | 54.5 |
| Sexual Harassment | 6 | 5 | 11 | 54.5 |

| | | | | |
|---|----|-----|-----|------|
| Investigation Committee | | | | |
| Substitute Service Disciplinary Committee, Judicial Yuan | 3 | 2 | 5 | 60 |
| Performance Evaluation and Examination Committee, Department of Personnel, Judicial Yuan | 10 | 3 | 13 | 76.9 |
| Total persons | 78 | 134 | 212 | 36.8 |

Source: Judicial Yuan

Note: The Judicial Evaluation Committee is currently short one member.

Table 15-9: Court Personnel Other Than Judges

| Year | No. of females | Total persons | Females (%) | Male to female ratio |
|------|----------------|---------------|-------------|----------------------|
| 2009 | 5,288 | 10,104 | 52.34 | 1:1.10 |
| 2010 | 5,600 | 10,479 | 53.44 | 1:1.15 |
| 2011 | 5,666 | 10,533 | 53.79 | 1:1.16 |
| 2012 | 5,631 | 10,422 | 54.03 | 1:1.18 |

Source: Judicial Yuan

Table 15-10: Travelers Abroad - by Gender

| Year | Females | Percentage of total | Males | Percentage of total | Total no. of travelers |
|------|-----------|---------------------|-----------|---------------------|------------------------|
| 2009 | 5,525,858 | 44.20 | 6,974,680 | 55.80 | 12,500,538 |
| 2010 | 6,760,316 | 45.34 | 8,148,983 | 54.66 | 14,909,299 |
| 2011 | 7,091,292 | 45.55 | 8,476,094 | 54.45 | 15,567,386 |
| 2012 | 7,543,040 | 47.06 | 8,484,767 | 52.94 | 16,027,807 |

Source: Ministry of the Interior

Table 16-1: Married Couples Registering Surnames with Matrimonial Prefixes

| Year | No. of married couples | No. of surnames with matrimonial prefixes | | | | | |
|------|------------------------|---|----------------------|-------|----------------------------|----------------------|------|
| | | Total | Female | | | Male | |
| | | | Total no. of persons | % | % of total married couples | Total no. of persons | % |
| 2009 | 117,099 | 432 | 422 | 97.69 | 0.36 | 10 | 2.31 |
| 2010 | 138,819 | 454 | 452 | 99.56 | 0.33 | 2 | 0.44 |
| 2011 | 165,327 | 431 | 425 | 98.61 | 0.26 | 6 | 1.39 |
| 2012 | 143,384 | 410 | 405 | 98.78 | 0.28 | 5 | 1.22 |

Source: Ministry of the Interior

Note: Statistics based on registration dates.

Table 16-2: Household Heads Aged 15 and Above - by Gender

| Year | No. of household heads aged 15 and above | | | Percentage (%) | | |
|------|--|-----------|-----------|----------------|-------|--------|
| | Female | Male | Total | Female | Male | Total |
| 2009 | 3,059,893 | 4,740,788 | 7,800,681 | 39.23 | 60.77 | 100.00 |
| 2010 | 3,150,114 | 4,781,069 | 7,931,183 | 39.72 | 60.28 | 100.00 |
| 2011 | 3,233,777 | 4,817,404 | 8,051,181 | 40.17 | 59.83 | 100.00 |
| 2012 | 3,321,289 | 4,858,019 | 8,179,308 | 40.61 | 59.39 | 100.00 |

Source: Ministry of the Interior

Table 16-3: Children's Surname Choices

| Year | Children's surname choices (cases) | | | | | | Percentage (%) | | | | | |
|------|------------------------------------|--------------------------|------------------------------|---------------------------------|-----------------------------|-------------------------------|----------------|--------------------------|------------------------------|---------------------------------|-----------------------------|-------------------------------|
| | Total | Assumed father's surname | Assumed mother's maiden name | Assumed surname of the guardian | Assumed traditional surname | Parents with the same surname | Total | Assumed father's surname | Assumed mother's maiden name | Assumed surname of the guardian | Assumed traditional surname | Parents with the same surname |
| 2009 | 184,918 | 176,631 | 8,209 | 78 | — | — | 100.00 | 95.52 | 4.44 | 0.04 | — | — |
| 2010 | 167,140 | 158,880 | 7,864 | 29 | 40 | 327 | 100.00 | 95.06 | 4.71 | 0.02 | 0.02 | 0.20 |
| 2011 | 196,871 | 187,912 | 7,943 | 20 | 29 | 967 | 100.00 | 95.45 | 4.03 | 0.01 | 0.01 | 0.49 |
| 2012 | 229,760 | 219,424 | 8,814 | 24 | 48 | 1,450 | 100.00 | 95.50 | 3.84 | 0.01 | 0.02 | 0.63 |

Source: Ministry of the Interior

Table 16-4: Adoptions - by Gender

| Year/gender | | Aged below 1 | 1 to less than 3 years of age | 3 to less than 6 years of age | 6 to less than 12 years of age | 12 to less than 18 years of age | Total |
|-------------|------------|--------------|-------------------------------|-------------------------------|--------------------------------|---------------------------------|-------------|
| 2012 | Female (%) | 75 (60.48) | 36 (47.37) | 20 (45.45) | 15 (51.72) | 0 | 146 (53.48) |
| | Male (%) | 49 (39.52) | 40 (52.63) | 24 (54.55) | 14 (48.28) | 0 | 127 (46.52) |
| | Total (%) | 124 (100) | 76 (100) | 44 (100) | 29 (100) | 0 | 273 (100) |

Source: Ministry of the Interior

Table 16-5: Adoptive Parent Statistics - by Gender

| Year/gender | | 20 to less than 30 years of age | 30 to less than 40 years of age | 40 to less than 50 years of age | 50 to less than 55 years of age | 55 years and over | Total |
|-------------|------------|---------------------------------|---------------------------------|---------------------------------|---------------------------------|-------------------|-----------|
| 2012 | Female (%) | 12 (50) | 121 (58.17) | 115 (44.4) | 9 (40.9) | 1 (33.33) | 258 (50) |
| | Male (%) | 12 (50) | 87 (41.83) | 144 (55.6) | 13 (59.1) | 2 (66.67) | 258 (50) |
| | Total (%) | 24 (100) | 208 (100) | 259 (100) | 22 (100) | 3 (100) | 516 (100) |

Source: Ministry of the Interior

Table 16-6: District Court-ordered Custody of Children in Divorce Cases

| Year | Total | Wife | % of total | Husband | % of total | Shared custody | Third degree or closer collateral relatives | Social welfare institutions | Others |
|------|-------|-------|------------|---------|------------|----------------|---|-----------------------------|--------|
| 2009 | 1,953 | 1,192 | 65.07 | 640 | 34.93 | 100 | 20 | 1 | 20 |
| 2010 | 1,722 | 1,003 | 61.95 | 616 | 38.05 | 75 | 19 | 3 | 19 |
| 2011 | 1,591 | 992 | 65.74 | 517 | 34.26 | 47 | 7 | 2 | 7 |
| 2012 | 1,448 | 884 | 64.38 | 489 | 35.60 | 29 | 12 | — | 34 |

Source: Judicial Yuan

Table 16-7: Custody of Underage Children in Divorce Cases

| Year | No. of underage children (persons) | | | | | Percentage (%) | | | | |
|------|------------------------------------|--------|--------|---------|--------|----------------|--------|--------|---------|--------|
| | Total | Father | Mother | Parents | Others | Total | Father | Mother | Parents | Others |
| 2009 | 58,391 | 27,581 | 22,995 | 7,724 | 91 | 100.00 | 47.24 | 39.38 | 13.23 | 0.16 |
| 2010 | 68,744 | 30,282 | 27,734 | 10,728 | — | 100.00 | 44.05 | 40.34 | 15.61 | — |
| 2011 | 67,168 | 29,961 | 26,531 | 10,676 | — | 100.00 | 44.61 | 39.50 | 15.89 | — |
| 2012 | 63,953 | 27,950 | 25,589 | 10,414 | — | 100.00 | 43.70 | 40.01 | 16.28 | — |

Source: Ministry of the Interior

Note: Statistics based on dates of occurrence

Table 16-8: Reported Incidents of Domestic Violence among Married Couples/Divorcees/People in Domestic Partnerships

| Year | No. of victims | | | Total |
|-------|----------------|--------------|-------------|---------|
| | Female (%) | Male (%) | Unknown (%) | |
| 2009 | 43,046(89.8) | 4,428(9.2) | 434(1) | 47,908 |
| 2010 | 49,163(89.5) | 5,287(9.6) | 471(0.9) | 54,921 |
| 2011 | 43,562(87.3) | 5,672(11.3) | 660(1.4) | 49,894 |
| 2012 | 43,492(85.9) | 6,512(12.8) | 611(1.3) | 50,615 |
| Total | 179,263(88.1) | 21,899(10.7) | 2,176(1.2) | 203,338 |

Source: Ministry of the Interior

Note: Statistics represent the number of victims each year. Multiple incidents reported by the same person are counted as one instance.

Table 16-9: Married/Divorced Couples and the Crude Marriage/Divorce Rate

| Year | Married | | Divorced | |
|------|---------|-------------------------|----------|------------------------|
| | Couples | Crude marriage rate (‰) | Couples | Crude divorce rate (‰) |
| 2009 | 116,392 | 5.04 | 57,223 | 2.48 |
| 2010 | 133,822 | 5.78 | 580,375 | 2.51 |
| 2011 | 165,305 | 7.13 | 57,077 | 2.46 |
| 2012 | 142,846 | 6.14 | 55,835 | 2.40 |

Source: Ministry of the Interior

Note: Statistics based on dates of occurrence.

Table 16-10: Matrimonial Property Agreements Registered in District Courts

Unit: Number of cases

| Year | Joint property ownership | Separate property ownership |
|------|--------------------------|-----------------------------|
| 2009 | 0 | 1,901 |
| 2010 | 1 | 1,894 |
| 2011 | 7 | 4,369 |
| 2012 | 33 | 7,451 |

Source: Judicial Yuan

Table 16-11: Married Population Under 18 - by Gender

| Year | Married couples | Female | | | | | | Male | | | | | |
|------|-----------------|-------------------------|------|-----|----|-----|-----|-------------------------|------|-----|----|----|----|
| | | Total | | <15 | 15 | 16 | 17 | Total | | <15 | 15 | 16 | 17 |
| | | Total number of persons | % | | | | | Total number of persons | % | | | | |
| 2009 | 116,392 | 610 | 0.52 | 2 | 32 | 179 | 397 | 65 | 0.06 | 1 | 1 | 21 | 42 |
| 2010 | 133,822 | 538 | 0.40 | 8 | 29 | 165 | 336 | 63 | 0.05 | 0 | 3 | 12 | 48 |
| 2011 | 165,305 | 548 | 0.33 | 5 | 35 | 168 | 340 | 82 | 0.05 | 0 | 2 | 27 | 53 |
| 2012 | 142,846 | 620 | 0.43 | 7 | 47 | 182 | 384 | 90 | 0.06 | 0 | 10 | 23 | 57 |

Source: Ministry of the Interior

Note:

1. Statistics based on dates of occurrence.
2. The percentages shown in the table indicate the number of married persons under 18 as a percentage of the total number of married persons of the same gender in the same year.
3. In practice, household registration still allows for underage persons to register a marriage, despite not meeting the minimum age required by the Civil Code, under special circumstances (e.g. they have obtained consent of their statutory agent, or the underage person is confirmed to be pregnant or to have given birth). The statutory agent may apply to the court for the marriage's annulment if any dispute arises between him or her and the registered parties. However, annulment may not be requested if the pertinent facts were known more than six months prior, if one year has elapsed since the conclusion of the marriage, or where the underage female has become pregnant.

Table 16-12: Number of Offenders Prosecuted for Sexual Intercourse with Underage
Persons

Unit: persons

| Year | Female | Females (%) | Male | Males (%) | Total |
|------|--------|-------------|------|-----------|-------|
| 2009 | 3 | 0.47 | 641 | 99.53 | 644 |
| 2010 | 14 | 1.95 | 703 | 98.05 | 717 |
| 2011 | 1 | 0.12 | 816 | 99.88 | 817 |
| 2012 | 4 | 0.44 | 906 | 99.56 | 910 |

Source: Ministry of Justice

Figures

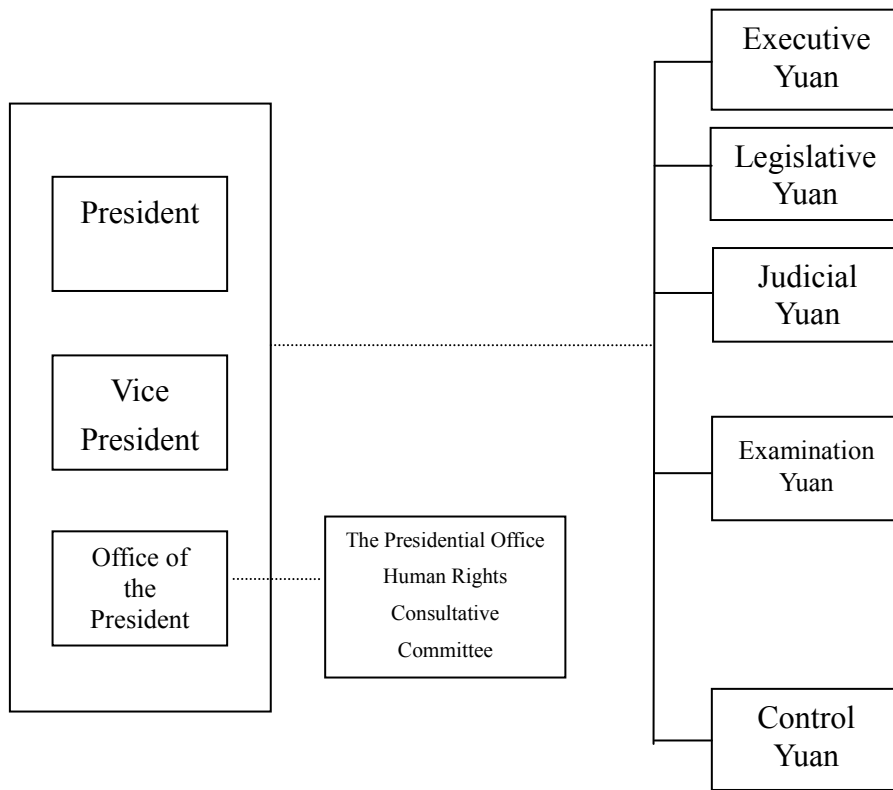


Figure 3-1: Organizational Chart of the Central Government

Source: Executive Yuan

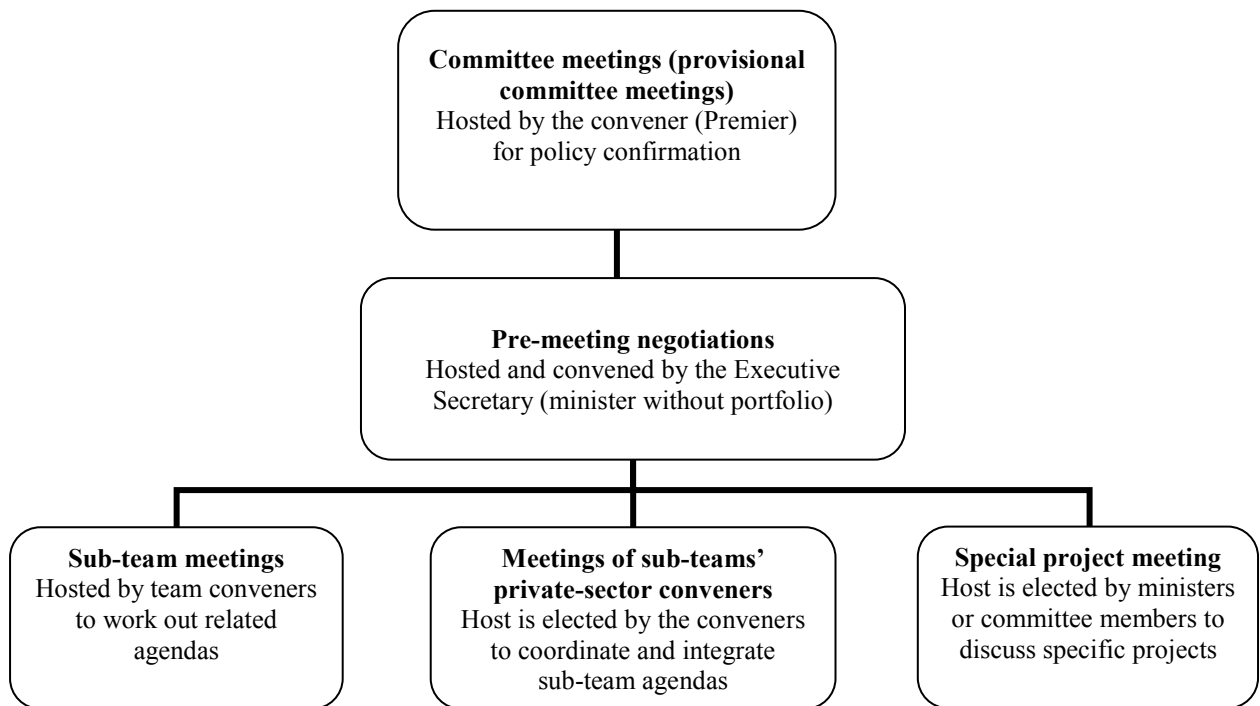


Figure 3-2: Three-tier Meeting Procedure of the Gender Equality Council, Executive Yuan

Source: Executive Yuan

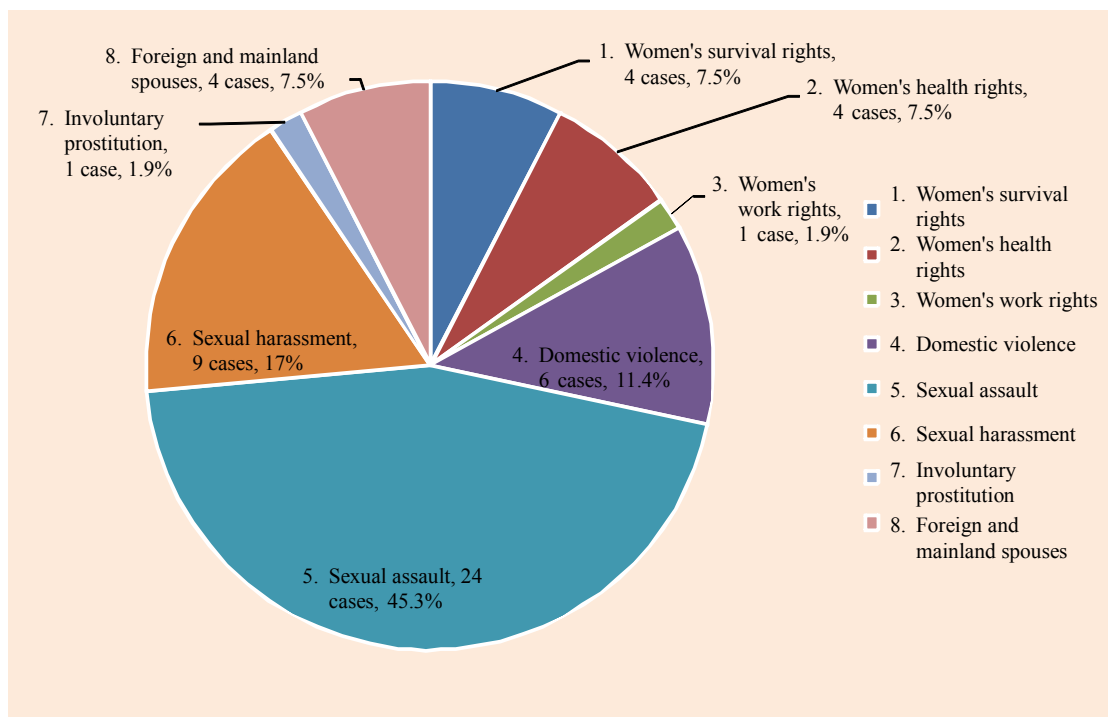


Figure 3-3: Control Yuan Investigations into Women's Rights

Source: Control Yuan

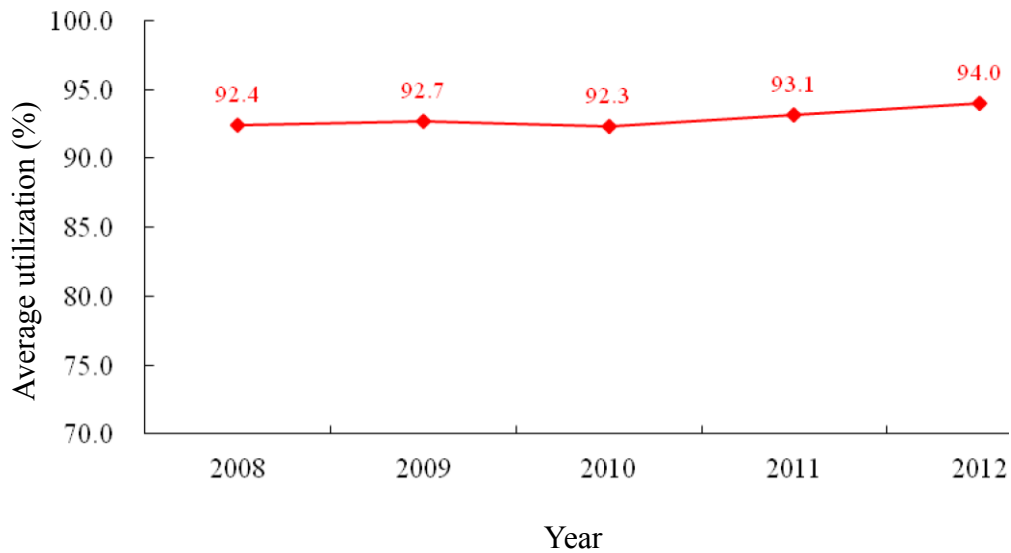


Figure 12-1: Prenatal Screening Rate

Source: Department of Health, Executive Yuan

Note: Calculation method: number of prenatal screenings undergone by pregnant women in the year of, and the year before, giving live birth/total number of pregnant women giving live births that year *10

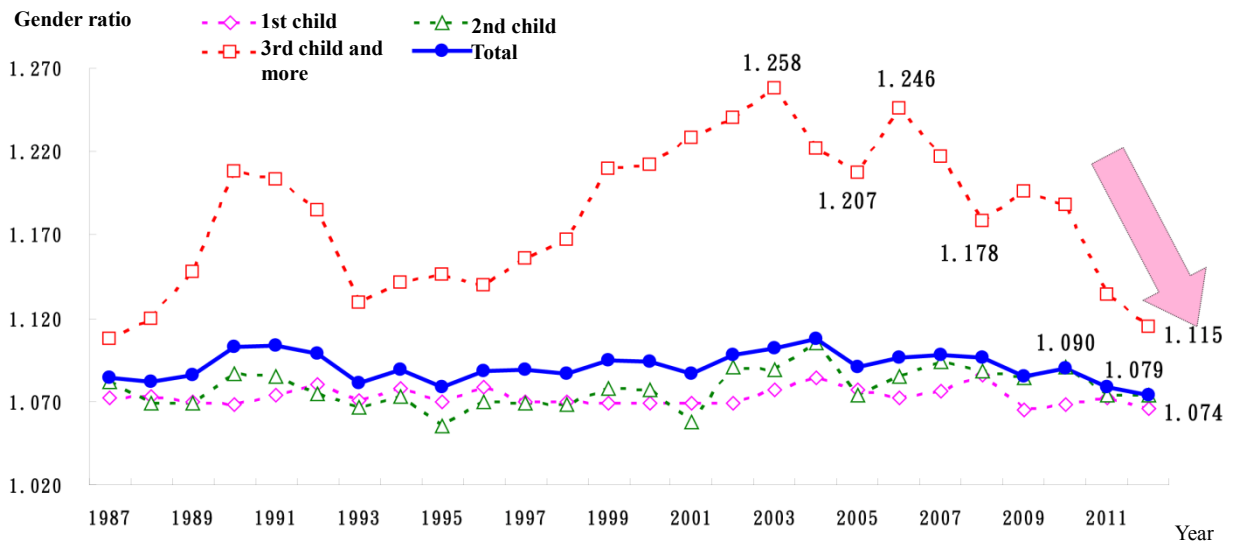


Figure 12-2: Gender Ratios of Children - by Order of Child Births

Source: Department of Health, Executive Yuan

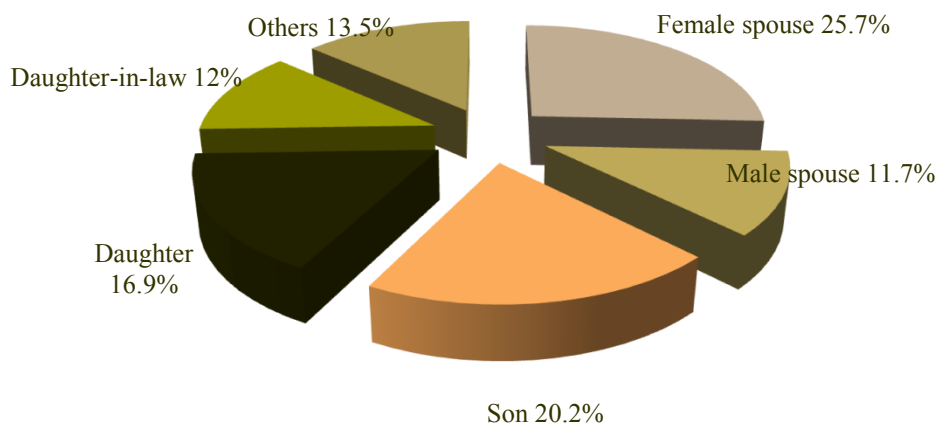


Figure 12-3: Family Care Givers Requesting Respite Care Services in 2012

Source: Department of Health, Executive Yuan

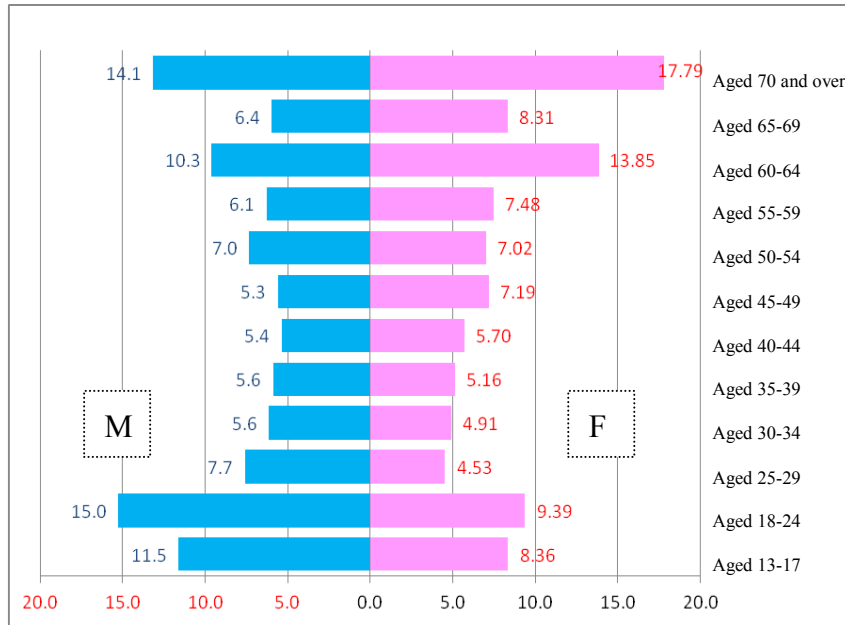


Figure 13-1: Percentage of Population Doing Regular Exercise - by Gender and Age

Source: Ministry of Education

Note:

1. As of September 2013
2. The Sports Administration of the Ministry of Education, which has performed urban sports surveys since 1993, defines regular exercise as "30-minute routines, at least 3 times a week, that increase the heart rate to 130 or that have sufficient intensity to cause heavy breathing and perspiration."



Figure 14-1: Regional Boundaries of Taiwan

Source: Council for Economic Planning and Development, Executive Yuan

Prepared by: Council of Agriculture, Executive Yuan

Note: Regional boundaries are based on the 2011 Urban and Regional Development Statistics of the Council for Economic Planning and Development, Executive Yuan.

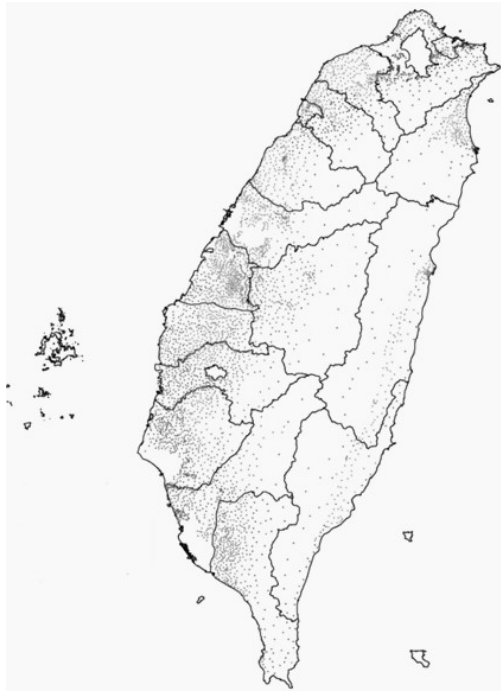


Figure 14-2: Agriculture Distribution

Source: Council of Agriculture, Executive Yuan

Note:

1. The black dots indicate locales of agriculture, animal husbandry, and forestry.
2. Agricultural households were located primarily in the plains in Central and Southern Taiwan, and represented a population of 2.96 million (or 12.8% of the national total). There were 1.4 million females in these households (47.2% of the total).

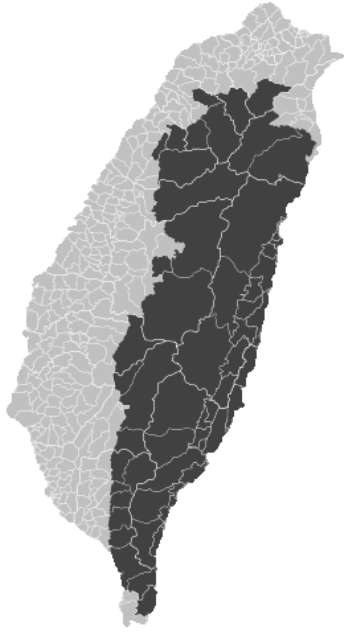


Figure 14-3: Distribution of Indigenous Peoples

Source: Council of Indigenous Peoples, Executive Yuan

Prepared by: Council of Agriculture, Executive Yuan

Note:

1. Dark areas indicate primary locations of indigenous peoples.
2. Indigenous peoples are primarily located in northern and eastern mountain areas.
The indigenous population stood at 526,000 (2.3% of total), of which 269,000 (51.1%) were female.

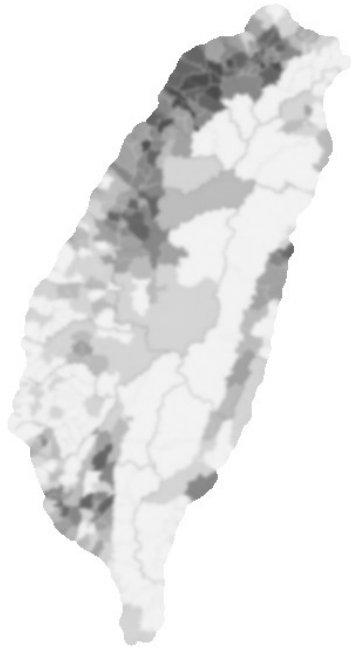


Figure 14-4: Distribution of Hakka People

Source: Hakka Affairs Council

Prepared by: Council of Agriculture, Executive Yuan

Note:

1. Based on a census conducted by the Hakka Affairs Council between 2010 and 2011, the Hakka population was estimated at 4.197 million (18.1% of total). The highest concentrations are in Taoyuan County (785,000) New Taipei City (549,000), and Taichung City (436,000). Darker colors show greater concentrations.
2. Of the estimated 4.197 million Hakka people, 2.01 million (47.9%) are female. Hakka people reside mainly in hilly regions of Northern and Southern Taiwan.



Figure 14-5: Distribution of New Immigrants

Source: Ministry of the Interior

Prepared by: Council of Agriculture, Executive Yuan

Note:

1. Darker colors show greater concentrations of new immigrants.
2. New immigrants have reached a population of 473,000 (2.0%), of which 436,000 (92.9%) are female. More than half of new immigrants reside in rural areas and central, southern and eastern regions, where Hakka and the indigenous peoples are concentrated.

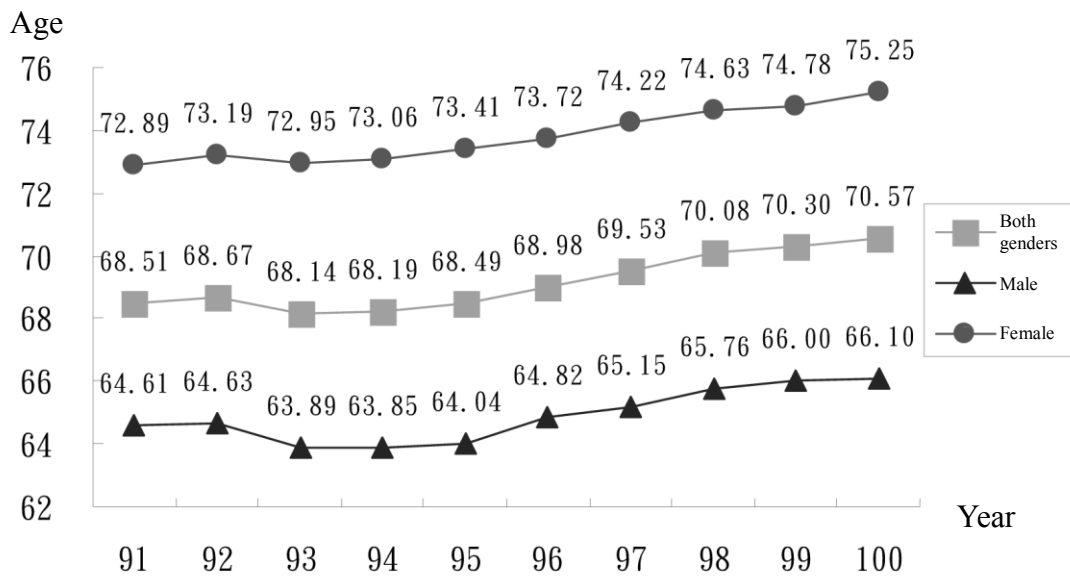


Figure 14-6: Changes in Life Expectancy at Birth for Indigenous Persons

Source: Department of Health, Executive Yuan

Appendix

Foreign Expert Suggestions to the Initial CEDAW Country Report and Responses Made

CEDAW: Article 1

| Expert | Suggestions | Response in the 2nd Country Report |
|--|--|--|
| Hanna Beate Schöpp-Schilling (Germany) | 1. Does the Constitution distinguish people by "gender?" Please provide the full text of Article 7. Under what laws are people of different gender treated equally? Is it the common law, the Civil Code, laws on marital and family relationships, or laws regarding economic and social status? Question: Article 7 of the Constitution is commonly referred to in court judgments; who are the parties that make reference to it? Do the Constitution and other laws define discrimination in the same manner as CEDAW? Is there a common understanding of indirect discrimination between the government and the judicial system, including legal scholars? Are there any known cases of violations? Are there any known cases of intersectional discrimination? | Article 1: 1.1~1.5 Article 2: 2.1, 2.17.1, 2.17.2, 2.17.3, 2.17.4 |
| | 2. Does the Employment Services Act apply to both the public and the private sector? Does it apply to full-time workers only? Why is it applicable to | Article 2: 2.3.1 |

| Expert | Suggestions | Response in the 2nd Country Report |
|--------------------------------------|--|---|
| | <p>"nationals" only? Is the word "gender" used in this context? Is the government able to distinguish the difference between "sex" and "gender?"</p> | |
| | <p>3. The efforts made and the results in complying with the Convention should not be explained in Article 1; instead, they should be explained in the preamble section or Articles 2 or 3. How does the Committee of Women's Rights Promotion draft its reports? Who are involved? Are the reports approved by the Cabinet? Are they discussed by the Legislative Yuan?</p> | <p>Article 2: 2.18.1, 2.18.2, 2.18.3, 2.18.4 Notes 198-201 of the Core Document</p> |
| <p>Heisoo SHIN (South Korea)</p> | <p>1. Definitions on discrimination against women, as explained in Article 1 of CEDAW, must be included in the nation's legislation. Both direct and indirect discrimination need to receive legal intervention. Although discrimination against women has already been defined in the Constitution of the Republic of China, there still needs to be separate laws to ensure gender equality.</p> | <p>Article 1: 1.6 Article 2: 2.2</p> |
| | <p>2. Are there any laws that prohibit discrimination against women, such as an "Anti-gender Discrimination Act" or a "Gender Discrimination Prohibition and Remedy Act?"</p> | <p>Article 1: 1.6 Article 2: 2.3, 2.4, 2.5</p> |
| | <p>3. What is the significance of CEDAW in</p> | <p>Article 1: 1.6</p> |

| Expert | Suggestions | Response in the 2nd Country Report |
|--------|--|---|
| | the nation's legal system? How does CEDAW connect to the nation's legal system to ensure that it is referred to during litigation? | Notes 96, 128, and 129 of the Core Document |

CEDAW: Article 2

| Expert | Suggestions | Response in the 2nd Country Report |
|--|---|--|
| Hanna Beate Schöpp-Schilling (Germany) | 1. Much of the information provided in this Article pertains to Article 3 - the government. However, an overall picture of the government has not been explained clearly, and neither has the way in which issues are coordinated or held accountable within the government. There are issues with terminology, such as: "equity" and "gender." Many issues are not addressed in Article 2, such as courts and tribunals, access to justice, legal aid, responsibilities of private business owners, organizations and individuals, existence of customs and customary laws, amendments to the Criminal Code etc. | Article 2: 2.13~2.17, 2.38.1, 2.38.2, 2.38.3 Article 3: 3.5.1, 3.5.2, 3.5.3, 3.5.4, 3.5.5 |
| | 2. The Women's Policy Guidelines are unclear. Do they bind committees only or do they bind the entire government? | Article 3: 3.15 |
| | 3. What is the significance of proposals in white papers? Are they supported by senior decision makers and women? | Article 3: 3.14 |
| | <u>Special suggestion #1</u> . Similarly, the | Article 2: 2.18.3, 2.23 |

| Expert | Suggestions | Response in the 2nd Country Report |
|--------|---|---|
| | <p>terminology is aligned towards "gender-based" discrimination, and credit should be awarded for the legal revision. However, some questions remain: has there been a review of all legislation? Has there been any follow-up after CEDAW implementation? What is the progressive timeline? Do any of the laws embody CEDAW's definition on discrimination?</p> | |
| | <p><u>Special suggestion #2.</u> Employment Services Act Question: What areas are covered by the Employment Services Act? Does it ensure fair pay for people involved in similar work?</p> | <p>Article 2: 2.3.1 Article 11: 11.12</p> |
| | <p><u>Special suggestion #3.</u> Information contained in Article 2 about the government should be under Article 3. Apart from that, what is the role of the Advisory Panel on Gender Mainstreaming created under the Office of the President in 2005? Where is it located? Who are its members and how long have they served? How does it relate to the Committee of Women's Rights Promotion?</p> | <p>Note 242 of the Core Document</p> |
| | <p><u>Special suggestion #4.</u> Credit should be given for assembling departmental gender equality task forces. However, more explanation is needed on the percentage of departments that still have not assembled task forces, and the demarcation of their duties and authority. Question: Has the government changed its procedures to facilitate gender mainstreaming and impact</p> | <p>Note 246 of the Core Document</p> |

| Expert | Suggestions | Response in the 2nd Country Report |
|--------|---|--|
| | assessment? Who will supervise facilitation and who do they report to? | |
| | <u>Special suggestion #5.</u> It is good to see the gender mainstreaming project in action, but has it been implemented on a full-scale basis? How effective is it? Has everyone been trained, males, females, persons within and outside the project? With regards to the "Gender Equality Support Team" assembled in 2007, who do they report to and what has been achieved so far? | Note 245 of the Core Document |
| | <u>Special suggestion #6.</u> Credit should be given for assembling Women's Rights Promotion committees within local governments. However, do the committees cover all communities? What are the duties, authorities, and budgets of these committees? | Article 3: 3.10.1 |
| | <u>Special suggestion #7.</u> Credit should be given for introducing laws, policies and measures to prevent violence against women; however, there is insufficient information on the outcome of such efforts, such as the number of shelters provided, details of preventive and training programs organized etc. | Article 2: 2.51, 2.65, 2.67.1~2.67.7 |
| | <u>Special suggestion #8.</u> Credit should be given for assembling workplace discrimination committees, but is there any particular sector that these committees are dedicated to? How are they connected to the | Article 2: 2.3.2 |

| Expert | Suggestions | Response in the 2nd Country Report |
|------------------------------|--|--|
| | labor courts? Why do the laws apply to nationals only? How are foreign workers treated in Taiwan and where do they come from? How are they adapting to the local environment? Please see overall suggestion #27. | |
| | <u>Special suggestion #9.</u> Credit should be given for assembling gender equity education committees, but there is an error in terms of terminology: Question: why is the term "equity" instead of "equality?" What are the committees' roles in the government's administration? What are their duties, authorities, and budgets? | Article 2: 2.14 |
| | <u>Special suggestion #10.</u> Why does the gender equality exam committee serve as a consultant only? Do other committees serve as consultants only, too? | Article 3: 3.8.1, 3.8.2 |
| | <u>Special suggestion #11.</u> Who founded and funds the National Women's Hall? Who runs it? Is it an independent institution? | Note 173 of the Core Document |
| Heisoo SHIN (South Korea) | 1. All legislation must conform with CEDAW rules and be scrutinized for potential discrimination. Who is responsible for revising discriminatory laws? Is it the individual ministries and departments or is it the Legislative Yuan? Is there anyone who supervises the various ministries and departments in revising laws? | Article 2: 2.43, 2.51, 2.69.1~2.69.8, 2.77 |
| | 2. What measures are available under the | Article 2: 2.13~2.17, |

| Expert | Suggestions | Response in the 2nd Country Report |
|--------|--|---|
| | <p>law to correct discrimination against women? Do these measures apply to government bodies as well as private companies? The government should consider setting up a national human rights institution so that women do not have to go through litigation procedures, which can be time-consuming and expensive.</p> | <p>2.22.1 Article 3: 3.4.1</p> |
| | <p>3. The law must punish all forms of violence against women, including domestic violence and marital rape. It is necessary for law enforcers (such as the police, prosecutors and judges) to equip themselves with the ability to handle violence against women, and understand CEDAW and women's rights.</p> | <p>Article 2: 2.43, 2.51, 2.67.1~2.67.7, 2.74</p> |

CEDAW: Article 3

| Expert | Suggestions | Response in the 2nd Country Report |
|---|---|---|
| <p>Hanna Beate Schöpp-Schilling (Germany)</p> | <p>1. Credit should be given for the efforts taken to revise and pass new laws, but they should be discussed in Article 2 because not all of them were drafted exclusively for women.</p> | <p>Article 2: 2.3, 2.4, 2.5</p> |
| | <p>2. More information is needed on the specific missions undertaken by the Committee of Women's Rights Promotion. Does it have an operational plan? What is its budget? Are its</p> | <p>Article 3: 3.5.1, 3.5.2, 3.5.3, 3.5.4, 3.5.5</p> |

| Expert | Suggestions | Response in the 2nd Country Report |
|--------------------------------------|---|---|
| | <p>suggestions subject to review by any board before they can become legally binding on government departments? What are the obstacles and challenges it faces? How are they resolved? Are there any supporting laws? Policies? Rules? Who executes the committee's advice and who supervises the execution? Are there any disciplinary measures for non-action?</p> | |
| <p>Heisoo SHIN (South Korea)</p> | <p>1. Taiwan does not have a clear women's policy. The "Women's Policy Guidelines" passed in January 2004 lacked focus. What impact has there been from these guidelines?</p> | <p>Article 3: 3.13, 3.15</p> |
| | <p>2. Has the committee been fully authorized, delegated and supported to promote gender awareness among other departments?</p> | <p>Article 3: 3.5.1, 3.5.2, 3.5.3, 3.5.4, 3.5.5</p> |
| | <p>3. Gender mainstreaming is a vital strategy towards achieving gender equality. How is this strategy being implemented by the Committee of Women's Rights Promotion and carried out by other departments? This committee should be given adequate authority and resources to proceed with gender mainstreaming. Apart from that, each individual ministry and department should also be involved in the overall effort.</p> | <p>Article 3: 3.5.1, 3.5.2, 3.5.3, 3.5.4, 3.5.5</p> |
| | <p>4. The committee's efficiency should be</p> | <p>Article 3: 3.5.1, 3.5.2,</p> |

| Expert | Suggestions | Response in the 2nd Country Report |
|-------------------------------|---|--------------------------------------|
| | described in more detail in the country report. Has there been any assessment or evaluation regarding the organization of the committee? If so, the evaluation or assessment method should also be included in the report. | 3.5.3, 3.5.4, 3.5.5 |
| | 5. Minority and disadvantaged women who are prone to intersectional discrimination (such as the physically/mentally disabled, elderly women, indigenous persons, immigrants, and those of minority genders) must also be taken into consideration during policy making. | Article 2: 2.5.1, 2.5.2, 2.5.3, 2.10 |
| Singapore (Dr. Anamah Tan) | According to Article 3 of CEDAW, the Taiwan government must scrutinize its existing laws to make sure that they are free of all forms of discrimination including political, social, cultural discrimination. | Article 2: 2.18.3 |

CEDAW: Article 4

| Expert | Suggestions | Response in the 2nd Country Report |
|---|---|--|
| Hanna Beate Schöpp-Schilling (Germany) | 1. It is unclear whether the government has understood the meaning of Article 4(1) and whether it is aware of suggestion #25. | Article 4: 4.1, 4.2, 4.3, 4.4, 4.5 |
| | 2. The mission statement is not clear in this regard. | Article 4, full text |
| | 3. Paragraph 4.1 has stated the temporary special measures but not in sufficient detail. What policies have been | Article 4: 4.1, 4.2, 4.3, 4.4, 4.5, 4.16.3 |

| Expert | Suggestions | Response in the 2nd Country Report |
|-------------------------------|--|------------------------------------|
| | implemented to ensure gender diversity in employment? Has the government established scholarships for females and why? (The government-convened committees are not clear on these details.) | |
| | 4. Does the Constitution allow temporary special measures outside the political sector? Are these temporary measures able to be approved through other laws or policies? What are they? | Article 4: 4.1, 4.2, 4.3, 4.4, 4.5 |
| | 5. Why is there no information on the outcome of the temporary special measures? Perhaps they can be explained in Article 7? | Article 4: 4.3, 4.4.1, 4.5 |
| Heisoo SHIN (South Korea) | 1. Temporary special measures are necessary for correcting discrimination that is prevalent in society. The temporary special measures should not aim to create reverse discrimination. CEDAW's overall suggestion #25 should be taken into consideration to correctly understand why these measures are needed. | Article 4: 4.1, 4.2, 4.3, 4.4, 4.5 |
| | 2. The law must allow temporary special measures to be adopted for women, so that they may help more women in need. | Article 4: 4.1, 4.7 |
| Singapore (Dr. Anamah Tan) | The Taiwan government should use its authority wisely to achieve gender equality. It is recommended to begin by introducing | Article 4, full text |

| Expert | Suggestions | Response in the 2nd Country Report |
|--------|---|------------------------------------|
| | special measures that aim to define and address inequality. | |

CEDAW: Article 5

| Expert | Suggestions | Response in the 2nd Country Report |
|--|--|--|
| Hanna Beate Schöpp-Schilling (Germany) | 1. The structure of the report should avoid repetition. | The section on Article 5 consists of 3 parts: "Current Status," "Specific Measures," and "Difficulties in Implementation and Directions for Future Efforts." There is no repetition. |
| | 2. The report has described plans to be implemented, but lacks description on the outcomes. | National policies and outcomes have been explained in Article 5 in separate paragraphs titled "Current Status" and "Specific Measures." |
| | 3. Describe prevalent discrimination in terms of the arts, media, workplace, the gender-specific labor market, women's role in the family, marriage registration, parents' responsibilities, and efforts taken to end domestic violence. | Article 2: 2.44 Article 5: 5.4~5.6, 5.13, 5.15~5.17 |
| Heisoo SHIN (South Korea) | 1. Action must be taken to eliminate all traditions, customs and practices that discriminate against women. National policy should work towards eliminating | Article 5: 5.4~5.6 |

| Expert | Suggestions | Response in the 2nd Country Report |
|-------------------------------|---|-------------------------------------|
| | negative images of women and promoting positive images in their place. These efforts must be extended to all aspects of life and not just traditions. | |
| | 2. The government should eliminate gender stereotypes. What are the expected roles of men and women in Taiwan? Are women expected to be home carers and men "breadwinners"? What plans are in place to eliminate existing stereotypes? | Article 5: 5.1~5.12 |
| | 3. Violence against women must be prevented by Prosecuting offenders, Protecting victims and Preventing further occurrences of violence. Is Taiwan currently working on the 3 P's?The research "Ending Violence Against Women" by the United Nations Secretary-General may prove useful in this regard. (www.un.org/womenwatch/daw). | Article 2: 2.44 |
| Singapore (Dr. Anamah Tan) | The Taiwan government should try to correct the social and cultural roles of men and women in areas that require particular attention. | Article 5: 5.4~5.6, 5.13, 5.15~5.17 |

CEDAW: Article 6

| Expert | Suggestions | Response in the 2nd Country Report |
|------------------------------|---|------------------------------------|
| Hanna Beate Schöpp-Schilling | 1. The report has provided an excellent description of laws, administrative | No response needed |

| Expert | Suggestions | Response in the 2nd Country Report |
|-------------------------------|---|-------------------------------------|
| (Germany) | measures, availability of shelters, officer training, bilateral and multilateral cooperation etc. | |
| | 2. Lacks statistics on the number of foreigners working in Taiwan and the fields they work in. | Article 6: 6.5, 6.6 |
| | 3. It is unclear whether Taiwan has approved the Palermo Protocol. | Article 6: Introduction |
| | 4. The report was quite open on the things that needed to be done. | No response needed |
| | 5. Credit should be given for the level of involvement of non-government organizations and the services they perform. | No response needed |
| Heisoo SHIN (South Korea) | 1. Credit should be given for the fight against the illegal sex trade. Over the course of investigation, the State should provide medical, legal, linguistic, and mental health assistance to victims who stay in emergency shelters. | Article 6: 6.3, 6.4, 6.37 |
| | 2. What is the current status of sexual exploitation in Taiwan? What are the current laws and policies on prostitution? The next report should provide statistics or practical information on sexual exploitation and prostitution. | Article 6: 6.34, 6.45, 6.50-6.60 |
| Singapore (Dr. Anamah Tan) | The government should attend to the issue of human trafficking in greater depth and breadth, because it is not just a domestic issue but an international one. Taiwan has | Article 6: 6.2, 6.18 |

| Expert | Suggestions | Response in the 2nd Country Report |
|--------|---|------------------------------------|
| | already made progress in its co-operation with Vietnam, and these efforts should be extended to other corners of the world. | |

CEDAW: Article 7

| Expert | Suggestions | Response in the 2nd Country Report |
|--|--|---|
| Hanna Beate Schöpp-Schilling (Germany) | 1. Similar to Article 5, credit should be given for the efforts made, although they are not entirely consistent with the intended outcome. | No response needed |
| | 2. Article 134 of the Constitution where: "women shall be guaranteed elected positions" has been further elaborated in 2005 in Article 4 of the Additional Articles of the Constitution. | No response needed |
| | 3. Why do Taiwanese women represent only 30.09% of the Legislative Yuan when they account for half of the population? | Article 7: 7.1 |
| | 4. Given the high percentage of female voters, there should be studies on voting patterns of women voters for female candidates. | No relevant studies exist, hence no response. |
| | 5. Why are women guaranteed fewer spots among local and indigenous legislators? No statistics are available. | Article 7: 7.1 |
| | 6. Have any guidelines or policies been created to provide temporary special measures in support of public administration? Which laws and policies are current efforts based on? | Article 7: 7.12, 7.17 |

| Expert | Suggestions | Response in the 2nd Country Report |
|--------|---|--|
| | Are there any targets or timelines set for the temporary special measures? | |
| | 7. Are there any known restrictions such as height/weight that would limit women's participation in public services (= indirect discrimination)? Have any reviews been undertaken to identify such discrimination? Is the government able to eliminate all restrictions described in Article 7.7? | Article 7: 7.15 |
| | 8. What has been done to increase exam participation? What has been done to promote fair wages? Although wage levels have been brought closer together, it remains unclear whether men and women are remunerated equally for performing similar tasks. | Article 7: 7.10 |
| | 9. Why was the government unable to achieve its targets stated in Article 7.7? | Article 7: 7.12 |
| | 9. Please describe the contents of the White Paper on Gender Equality in the National Examination. | Article 7: 7.17 |
| | 10. What authority has been granted to fulfill the goals described in the "Prospects" chapter? Who will supervise this? Is there any disciplinary action possible for failing to accomplish the plan? | Article 7: 7.12 |
| | Heisoo SHIN (South Korea) | 1. The State must set short-term and long-term goals toward increasing the ratio of women in the Legislative Yuan, |

| Expert | Suggestions | Response in the 2nd Country Report |
|-------------------------------|--|------------------------------------|
| | local councils, or government administrations. Currently, women have been guaranteed too few spots in local councils (1 in every 4 councilors); this quota should be raised. | |
| | 2. The report does not provide statistics on legal workers. The report should present statistics on the percentage of female judges, prosecutors and lawyers, and describe measures taken to increase the ratio of females in this regard. | Article 7: 7.9, 7.16 |
| | 3. How are women involved in decision-making within the private sector - namely businesses and companies? | Article 7: 7.22 |
| Singapore (Dr. Anamah Tan) | Taiwan has performed relatively well in this regard. The Legislative Yuan currently has 30% female members, and the government should continue its efforts to achieve the 50% target set by CEDAW. | Article 7: 7.3 |

CEDAW: Article 8

| Expert | Suggestions | Response in the 2nd Country Report |
|---|--|------------------------------------|
| Hanna Beate Schöpp-Schilling (Germany) | 1. A positive image. | Article 8: 8.1 |
| | 2. Are there any preferment rules pertaining specifically to women in senior management positions? | Article 8: 8.2, 8.3 |
| Heisoo SHIN (South Korea) (Heisoo SHIN) | Credit should be given for having raised the percentage of female foreign affairs officers to 40.9%. According to CEDAW, women must be allowed equal and total | Article 8: 8.1, 8.2, 8.13 |

| Expert | Suggestions | Response in the 2nd Country Report |
|-------------------------------|---|--|
| | participation. Taiwan should work towards achieving gender equality in political participation (50:50). I also look forward to seeing more young women taking senior positions in the Ministry of Foreign Affairs over the next ten years. | |
| Singapore (Dr. Anamah Tan) | Taiwan has learned how to make use of international resources for the implementation of CEDAW principles. The Gender Focus Points (GFPN) should be included in all gender-related proposals, and GFPN status should be monitored and reported on a regular basis. | The government has not yet adopted the GFPN system, hence no response. |

CEDAW: Article 9

| Expert | Suggestions | Response in the 2nd Country Report |
|---|--|---|
| Hanna Beate Schöpp-Schilling (Germany) | Complied with CEDAW. | No response needed |
| Heisoo SHIN (South Korea) | The report does not mention any procedures relevant to how foreign wives attain nationality. This article should explain the means through which foreign wives attain nationality. In addition, how does the government assist victims of domestic violence? How does it assist foreign wives who encounter living difficulties in Taiwan? How does it assist foreign wives who have been deported? Describe the types of assistance that the government may offer to foreign wives if their rights are violated | Article 9: 9.2, 9.3, 9.8, 9.12~9.16, 9.32, 9.33 |

| Expert | Suggestions | Response in the 2nd Country Report |
|--------|-------------------------------|------------------------------------|
| | before attaining citizenship. | |

CEDAW: Article 10

| Expert | Suggestions | Response in the 2nd Country Report |
|--|--|------------------------------------|
| Hanna Beate Schöpp-Schilling (Germany) | 1. The Primary and Junior High School Act does not allow discrimination; does the Act embody CEDAW's definition of discrimination? Does the Act explicitly permit or even specify any temporary special measures? Is the Primary and Junior High School Act the same as the Gender Equity in Education Act? Why use the term "Equity?" Please provide the exact text that relates to "providing assistance to students who have been discriminated against due to their gender or sexual orientation," and examples of actions taken to achieve this goal. | Article 10: Introduction |
| | 2. Inconsistent statistics between 10.1 and 10.2. | Article 10: Table 10-1: |
| | 3. What has been done to reduce the gap between male and female postgraduate students? How is this being done in the Central Police University? | Article 10: 10.3, 10.13 |
| | 4. Do girls' high schools teach the same courses as boys' high schools? Are students able to choose which high schools they enroll into? | Article 10: 10.2.2 |
| | 5. Credit should be given for further education of foreign spouses. | No response needed |

| Expert | Suggestions | Response in the 2nd Country Report |
|--------|---|---|
| | 6. 10.7: Confused meaning between equality and equity! | Article 10: Introduction |
| | 7. 10.8 - credit should be given for introducing gender-neutral curricula and an advisory panel. Question: are teachers trained on gender equality before and after their teaching jobs commence? What are the results of these courses? Do they change teachers' attitudes, behaviors and areas of expertise? Who supervises them? | Article 10: 10.54, 10.56 |
| | 8. Question: explain why "there is basically no one capable of inspecting the quality of the curriculum." Is this not the job of the Ministry of Education? Is education being delegated to local authorities? | Article 10: 10.2.1, 10.12 |
| | 9. Does sex education cover sexual orientation and help those in need of assistance? | Article 10: 10.8, 10.50 |
| | 10. Why are there no statistics on the percentage of students who drop out of school due to pregnancy? | Article 10: 10.27 |
| | 11. Credit should be given for the temporary special measures mentioned in 10.11. However, statistics in the tables do not provide supporting evidence for the statements made. Also, credit should be given for the efforts made in adult education. | Article 10: no response needed; refer to Tables 10-24 |
| | 12. Lacks statistics on the number of | Article 9: 9.17 |

| Expert | Suggestions | Response in the 2nd Country Report |
|------------------------------|---|--|
| | foreign spouses, and their education background in their home countries. | Article 10: 10.38.2 |
| | 13. Lacks information on whether the new teaching methods (10.17) have been successful. | No corresponding content was found in Article 10.17 of the Initial Country Report. This was likely an error and hence no response could be made. |
| | 14. Credit should be given for setting up community universities, but why are there so few men? There are no statistics on the number of students dropping out due to pregnancy. Question: Do men really take "paternity leave?" | Article 10: 10.27 Article 11: 11.23, 11.26, 11.29 |
| | 15. With regards to sports participation and professional athletes, are all sports open to women? Is there a need for temporary special measures? | Article 10: 10.39 |
| Heisoo SHIN (South Korea) | 1. Although the report has provided an abundant amount of general information, it still lacks the specific information requested by CEDAW. For example, what is the image of males and females as portrayed in textbooks? What percentage of women are still following traditional roles? How many have left these roles behind? Are there any discussions on stereotypes imposed | Article 10: 10.2.2, 10.12, table10-3 |

| Expert | Suggestions | Response in the 2nd Country Report |
|--------|---|--|
| | <p>on each gender? Are males and females offered the same curriculum? What is the gender distribution in terms of courses taken by university students? There should be significant changes in major courses.</p> | |
| | <p>2. A "Gender Equality Education Consultancy Panel" was established in February 2008, but the report did not describe how the panel has performed. Similarly, the "High School Curriculum Framework" has stated to incorporate gender equality into its course outline, but what is the status of execution of this? What is the progress in elementary and junior high schools? The Ministry of Education should take practical steps towards gender mainstreaming in education, from preschool to higher education.</p> | <p>Article 10: 10.2.2, 10.7, 10.54</p> |
| | <p>3. The report should elaborate on the drop-out rate of female and male students.</p> | <p>Article 10: 10.26</p> |
| | <p>4. The report does not mention the number of male staff relative to female staff in the education system, from preschool to university. Furthermore, the percentage of female teachers involved in managerial roles should be stated clearly. Given the prevailing gender inequality in the world, there are</p> | <p>Article 10: 10.14</p> |

| Expert | Suggestions | Response in the 2nd Country Report |
|-------------------------------|---|------------------------------------|
| | more men taking managerial roles in schools than women, therefore it is very important to ensure gender equality in managerial roles. | |
| Singapore (Dr. Anamah Tan) | 1. In order to keep track of drop-out students, especially those cases due to pregnancy, and to help drop-outs complete their studies, the report should provide statistical analysis on drop-out students. | Article 10: 10.26, 10.27 |
| | 2. Provide statistics on adult education to give a clear picture on how it is being carried out. | Article 10: 10.38.1 |

CEDAW: Article 11

| Expert | Suggestions | Response in the 2nd Country Report |
|------------------------------|--|------------------------------------|
| Heisoo SHIN (South Korea) | 1. There is no information on women's employment and women's opportunities in the labor market. The government should look at the overall salary gap in more detail (PS: the report shows a figure of around 70%, which I feel is a little high and should be examined more closely). The report also needs to provide information on gender-specific jobs, because it is common for women to be assigned to perform low-level tasks. The government should conduct cross-sectional studies as they often reveal large salary gaps between the | Article 11: 11.2~11.4, 11.12 |

| Expert | Suggestions | Response in the 2nd Country Report |
|--------|---|------------------------------------|
| | two genders. | |
| | 2. The Act of Gender Equality in Employment prohibits differentiated treatment on the grounds of gender or sexual orientation. The report should state the number of violations against this Act and penalties imposed on employers due to this. Monitoring legal enforcement is just as important as legislation and legal enforcement itself, and therefore deserves just as much effort. | Article 11: 11.10 |
| | 3. Protection of right of birth is extremely important, not only for population policy but also for achieving gender equality. Most developed nations are offering paid maternity leave of 3 months or more, while the International Labor Organization has set the standard at 14 weeks. Taiwan is currently offering one month and is planning to extend this to three months, but this move can be considered adequate only if the leave is offered on a paid basis. In addition, maternity leave should also be given on a paid basis. Parental leave may be taken by the mother or the father, but most of the time is taken by the mother (only 2% of fathers take maternity leave). As a | Article 11: 11.23, 11.26, 11.29 |

| Expert | Suggestions | Response in the 2nd Country Report |
|--------|---|------------------------------------|
| | <p>remedy to this situation, some European countries have introduced an extra form of leave of absence aimed specifically at fathers. Perhaps Taiwan can design its own creative solution that would encourage fathers to take maternity leave.</p> | |
| | <p>4. With regards to sexual harassment in the workplace, the report needs to provide supplementary information such as: whether employers and employees are compelled to receive preventive education? Whether there is any monitoring on the sexual harassment prevention measures introduced by the Act of Gender Equality in Employment? What procedures may be followed by women if they are sexually harassed in the workplace? Are they able to receive compensation? What forms of compensation are they entitled to?</p> | <p>Article 11: 11.38</p> |
| | <p>5. The economic slump has put women in a more disadvantageous position. In South Korea, for example, as many as 100,000 women have been made redundant, and we expect to encounter greater issues with women's unemployment as compared to men, therefore the government should commit more efforts to overcoming</p> | <p>Article 11: 11.1.2</p> |

| Expert | Suggestions | Response in the 2nd Country Report |
|-------------------------------|---|------------------------------------|
| | the negative impact on women of the economic slump. | |
| Singapore (Dr. Anamah Tan) | 1. The report should explain in more detail the number of offenders, victims, and fines that have arisen after the Act of Gender Equality in Employment came into force, and the procedures for handling sexual harassment claims. | Article 11: 11.10, 11.38 |
| | 2. Lacks data from official and non-official departments. The percentage of female employees is often higher than official departments. More adequate data is needed. | Article 11: 11.2~11.4 |
| | 3. The report has a serious lack of information on foreign workers. There are several aspects that need to be reviewed, such as: whether laws have been created for the purpose of protecting foreign workers, whether there are statistics on age and gender of foreign workers and the tasks performed by them etc. | Article 11: 11.44~11.52 |

CEDAW: Article 12

| Expert | Suggestions | Response in the 2nd Country Report |
|------------------------------|--|------------------------------------|
| Heisoo SHIN (South Korea) | 1. Credit should be given for efforts made in health promotion. According to recent global trends, male smokers are trying to quit smoking while females are picking up the habit. | Article 12: 12.25 |

| Expert | Suggestions | Response in the 2nd Country Report |
|-------------------------------|---|------------------------------------|
| | There should be more insight on the smoking habits of Taiwanese females in the report. | |
| | 2. The three main causes of death of Taiwanese women is a key item of information. The report should also explain the measures taken to reduce the mortality rate. | Article 12: 12.8, 12.11, 12.12 |
| Singapore (Dr. Anamah Tan) | 1. Paternity leave is currently offered on an unpaid basis, and it seems like the government has devoted very little effort in this area. The reason for denying paid paternity leave to males is worthy of discussion; is it because males are more highly paid than females? If there have been any studies conducted in this respect, then the results should be looked into more closely. | Article 11: 11.26 |
| | 2. The issue of paternity leave deserves more intensive study, including whether leave of absence should be granted on a paid basis for a longer duration. | Article 11: 11.23, 11.26, 11.29 |

CEDAW: Article 13

| Expert | Suggestions | Response in the 2nd Country Report |
|------------------------------|--|------------------------------------|
| Heisoo SHIN (South Korea) | 1. Credit should be given for the efforts made. | No response needed |
| | 2. From a worldwide perspective, males tend to receive higher loan amounts | Article 13: 13.22~13.27 |

| Expert | Suggestions | Response in the 2nd Country Report |
|-------------------------------|--|--|
| | than women. Therefore loan amounts granted to women are as important as the number of women who receive them. | |
| Singapore (Dr. Anamah Tan) | 1. Eliminating poverty among women is an excellent idea. The Taiwan government should continue enforcing similar plans and projects. Care of elderly women has been mentioned for the first time in this Article, the report should also cover this area. | Article 13: 13.1, 13.2, 13.4, 13.7, 13.38, 13.48 |
| | 2. Taiwan currently has the lowest fertility rate in the world, and the government should devote more attention to this phenomenon. | Note 12 of the Core Document |
| | 3. The National Pension scheme was implemented since 2008; more information on this system could be explained in the next country report. The pension scheme allows housewives to participate without relying on their husband; however, the report should also explain who pays the premium in this case. | Article 13: 13.2 |
| | 4. Both the Micro Business Loan and Women's Business Venture programs are excellent ideas. | No response needed |

CEDAW: Article 14

| Expert | Suggestions | Response in the 2nd Country Report |
|--------|-------------|------------------------------------|
|--------|-------------|------------------------------------|

| Expert | Suggestions | Response in the 2nd Country Report |
|-------------------------------|--|------------------------------------|
| Heisoo SHIN (South Korea) | The Taiwan government has already provided its people with a great deal of convenience in life. What the report should focus on is: whether rural areas are given the same level of service as cities? Do women living in rural areas have access to the same quality of education and health care as urban women? The Taiwan government could pay more attention to ensure the same education quality in rural and urban areas. | Article 14: 14.28~14.33, 14.40 |
| Singapore (Dr. Anamah Tan) | 1. The Taiwan government has provided for basic needs such as health care, education, transportation, water, housing, and power supply to women living in rural and urban areas. | No response needed |
| | 2. The Taiwan government has provided health care to foreign spouses. The report could provide more detailed information on the number of foreign spouses living in rural areas. | Article 14: 14.1 |
| | 3. The next report could add data on the rural population segmented by gender and age for more insight. | Article 14: 14.1, 14.28, 14.29 |
| | 4. The Taiwan government has been very thorough in narrowing the digital gap. | No response needed |
| | 5. Residents in rural areas are able to detect climate change by observing changes in plant life. Once they discover changes in the surrounding | Article 14: 14.43 |

| Expert | Suggestions | Response in the 2nd Country Report |
|--------|---|------------------------------------|
| | <p>environment, they are able to reduce their carbon footprint. The Taiwan government should try to observe climate change by gathering data from rural areas, and therefore make plans to prevent global warming.</p> | |
| | <p>6. It is good to see the Taiwan government provide training on home economics to women living in rural areas, because these skills can be used to support their lives. Meanwhile, gardening, bakery and culinary skills are key to the tourism industry in rural areas.</p> | <p>No response needed</p> |
| | <p>7. Elderly farmers have been granted US\$96.96 worth of subsidies. However, the report could also disclose the number of farmers who are working on their own land, including men and women, because land ownership greatly increases the likelihood of obtaining loan finance.</p> | <p>Article 14: 14.14, 14.24</p> |
| | <p>8. The Taiwan government has been training farmers and helping them to develop secondary skills for alternative career options. Given the range of high-quality fruits produced in Taiwan, it may be worthwhile for the government to focus its efforts on marketing agricultural products and trying to sell them to other countries.</p> | <p>Article 14: 14.16, 14.21</p> |

| Expert | Suggestions | Response in the 2nd Country Report |
|--------|---|------------------------------------|
| | 9. The Taiwan government should work on increasing women's participation rates in agricultural cooperative associations from 20% to 30%, 35% or even 50%. | Article 14: 14.15.1, 14.25 |

CEDAW: Article 15 - no suggestions were made to the Initial Country Report

CEDAW: Article 16

| Expert | Suggestions | Response in the 2nd Country Report |
|------------------------------|---|------------------------------------|
| Heisoo SHIN (South Korea) | 1. Both South Korea and Taiwan have set the minimum marriage age at 16 for females and 18 for males. However, females who are married at or before the age of 16 tend to be disadvantaged in terms of education and social standing, therefore the Taiwanese government should raise the minimum age of marriage to 18. | Article 16: 16.58, 16.59 |
| | 2. The Taiwan government has set out rules for divorced couples to split equally property acquired during a marriage. It would be a remarkable achievement to see this rule implemented in practice. | Article 16: 16.51, 16.52 |
| | 3. Although the Taiwan government has devoted much effort to care for foreign spouses, violence and discrimination against them still exists to this day. Therefore the Taiwanese government still has much | Article 9: 9.17~9.38 |

| Expert | Suggestions | Response in the 2nd Country Report |
|-------------------------------|--|------------------------------------|
| | to do to protect the interests of foreign spouses. | |
| Singapore (Dr. Anamah Tan) | 1. In the revision to Article 982 of the Civil Code on May 23, 2008, it was said that all marriages must be established in writing with two or more witnesses, and that married couples are required to register their marriage at the local household administration. The Taiwan government should specify in its report the parties who are responsible for file maintenance of the marriage registration, and the parties who bear witness to the marriage. | Article 16: 16.2.2 |
| | 2. The report should also specify whether monogamy is the only marital relationship recognized in Taiwan, and whether marriages are deemed invalid until registered at the local household administration. Furthermore, the report should also clarify whether domestic partners are able to establish marital relationships simply by completing the registration process. | Article 16: 16.1, 16.3 |
| | 3. Currently there are two forms of divorce in Taiwan - either through consensual agreement between the two parties or through court order. The report should clarify whether | Article 16: 16.37 |

| Expert | Suggestions | Response in the 2nd Country Report |
|--------|---|------------------------------------|
| | there is a third form of divorce. | |
| | 4. The minimum age of marriage is 16 for females and 18 for males in Taiwan. To conform with the principle of equality, this minimum age should be revised to 18 for both females and males. | Article 16: 16.58, 16.59 |
| | 5. In Taiwan, divorce can be achieved as long as the two parties agree to it. However, the report should also clarify whether the consent of both parties is the only criteria needed to effect a divorce, and whether a divorce needs to be registered with a government authority before taking effect. | Article 16: 16.37 |
| | 6. The Taiwan government should provide statistics on the number of consensual divorces and the annual divorce rate to monitor changes. | Article 16: 16.38 |
| | 7. Since May 2008, the Ministry of Justice has conducted a series of promotions to raise the public's awareness of the new marriage laws. The Taiwan government should state in its report how this information is being communicated to the public, and whether they have effectively reached rural areas so that rural residents are as well-informed as urban residents. | Article 16: 16.4 |

| Expert | Suggestions | Response in the 2nd Country Report |
|--------|---|--|
| | 8. Where two parents are unable to reach a consensus regarding a child's surname, a random draw is carried out to resolve the dispute. This seems to be an overly simple solution. | Article 16: 16.19 |
| | 9. The Taiwan government should disclose in its report the number of female judicial officers, such as those working in district courts, high courts and in various positions in the judicial system. | Article 15: 15.27 |
| | 10. The Taiwan government should describe in its report the relevance of CEDAW to Taiwan's judicial system. | Article 1: 1.6 Notes 96, 128 and 129 of the Core Document |

CEDAW: Overall conclusion

| Expert | Suggestions | Response in the 2nd Country Report |
|--|---|--|
| Hanna Beate Schöpp-Schilling (Germany) | 1. The intention of the initial report was quite positive. However, there was excessive use of descriptive terms without hard statistics or results, while some of the data was given repetitively. There was no consistency in how the discussions were structured under each paragraph, and it is necessary to do a full-scale review and revision to ensure consistency. | 1. No response needed. 2. In this country report, each discussion has been structured in 3 parts: "Current Status," "Specific Measures," and "Difficulties in Implementation and Directions for Future Efforts." Gender-related |

| Expert | Suggestions | Response in the 2nd Country Report |
|--------|--|---|
| | | <p>statistics were also drawn upon to explain the effectiveness of existing policies.</p> |
| | <p>2. Discussion should be undertaken in the following order: legal and administrative measures, planned solutions, changes in cultural behavior etc. In some Articles, paragraphs were oddly structured such as the "Mission" and "Background" chapters and discussions on "Difficulties." Despite the discussions undertaken, it remains unclear whether such missions are legally binding, or who has the supervisory authority and who should be held accountable.</p> | <p>1. No response needed.</p> <p>2. In this edition of the country report, all discussions have been carried out according to the following structure: "Current Status," "Specific Measures," and "Difficulties in Implementation and Directions for Future Efforts". "Current Status" describes the nation's prevailing laws and how they are being implemented, and any new laws or administrative measures adopted to comply with CEDAW principles</p> |

| Expert | Suggestions | Response in the 2nd Country Report |
|--------|---|---|
| | | <p>since the Initial Country Report. "Specific Measures" describes the contents of measures adopted. "Difficulties in Implementation and Directions for Future Efforts" addresses the issues raised under "Current Status" and describes any actual outcomes that fall short of the goal of equality, and then highlights any improvement measures that the nation may adopt now and in the future.</p> |
| | <p>3. There were no demographic statistics on the composition of the population such as foreign labor immigrants and spouses.</p> | <p>Notes 18 and 19 of the Core Document</p> |
| | <p>4. There was no information on the political and legal structure of</p> | <p>Notes 37-48 and 89-156 of the Core Document</p> |

| Expert | Suggestions | Response in the 2nd Country Report |
|--------|---|---|
| | Taiwan, including descriptions of the human rights structure. | |
| | 5. There was no information on the nation's administrative structure, such as the number of counties/cities, how many of them are controlled by the central government and how many are self-governed etc. | Note 1 of the Core Document |
| | 6. There was no information on the economic structure, such as the percentage of males and females working in manufacturing, agriculture, services, State-owned and private enterprises. | Notes 30 and 33 and Table 14 of the Core Document |
| | 7. There was no information on when CEDAW was approved. On what basis was the approval carried out in January 2007 (legislative bill? presidential order?)? | "Introduction" of the Core Document |
| | 8. There was no information that described the significance of CEDAW or other human rights conventions within Taiwan's legal system. Does the drafting of laws incorporate human rights as guiding principles? Do they need to be separately added. If so, how and when will the government achieve this? | Notes 94, 95 and 96 of the Core Document |
| | 9. General causes of gender equality are very important, but they should be | Note 15 of the Core Document |

| Expert | Suggestions | Response in the 2nd Country Report |
|--------|--|---|
| | <p>placed under Article 3. The statistics provided were not useful for comparisons; for example, there was no comparative data on male life expectancy to derive any meaningful conclusions.</p> | |
| | <p>10. Credits should be given for distinguishing male and female GDP. Question: does the government adopt gender budgeting?</p> | <p>Notes 249-252 of the Core Document</p> |
| | <p>11. Credit should be given for having assembled a Committee of Women's Rights Promotion headed by a minister and comprising experts from society and non-government organizations. It is good to know that the committee has binding power when dealing with government bodies, although certain details remain unclear. For example: was it the temporary special measures that contributed to women's higher participation rate in the Legislative Yuan, higher GDP, and higher involvement in technical and professional work? How does the committee procure its budgets and who are its secretarial staff? How often does it convene meetings? Are meetings chaired personally by the minister or by subordinates? How</p> | <p>Article 3: 3.5.1, 3.5.2, 3.5.3, 3.5.4, 3.5.5</p> |

| Expert | Suggestions | Response in the 2nd Country Report |
|--------------------------------------|---|--|
| | <p>equal is the gender distribution in each department? Who does the committee report to? The Legislative Yuan? The Cabinet?</p> | |
| <p>Heisoo SHIN (South Korea)</p> | <p>1. It is good to see CEDAW principles approved by the Legislative Yuan and the Initial CEDAW country report produced under the supervision of the Executive Yuan, so that government bodies have a set of guidelines to follow and more generous budgetary funds to accomplish upcoming challenges.</p> | <p>No response needed</p> |
| | <p>2. The government body that works towards achieving gender equality, namely the Women's Welfare Article, Department of Social Affairs, Ministry of the Interior, is a low ranking unit. It has been agreed in the Beijing Platform for Action that authority should come from higher levels. (The Committee of Women's Rights Promotion is not a government body; the Women's Welfare Article is the government body that works toward achieving gender equality within the nation.)</p> | <p>Note 119 of the Core Document</p> |
| | <p>3. Given CEDAW's extensive coverage, providing sex-disaggregated data alone is considered inadequate. Statistics by age, origin, and region</p> | <p>1. No response needed. 2. In this country report,</p> |

| Expert | Suggestions | Response in the 2nd Country Report |
|--------|--|---|
| | should be provided in the next report. | gender-related statistics have been presented to explain current demographics and the effectiveness of existing policies. |
| | 4. What were the procedures for drafting this report? Was the draft reviewed by women's rights-related NGOs and civil associations? Was the draft discussed with NGOs? | Notes 198-201 of the Core Document |

CEDAW: Conclusions and recommendations

| Expert | Suggestions | Response in the 2nd Country Report |
|------------------------------|--|---|
| Heisoo SHIN (South Korea) | 1. It can be seen from today's conclusion that the Taiwan government has committed to making further changes to comply with CEDAW. | No response needed |
| | 2. Although the Taiwan government has just recently approved CEDAW, the principles should be communicated on a broader scale to ensure that policy makers, judicial officers, public health officers, teachers, and all male and female citizens understand what CEDAW is about. | Article 2: 2.18.1, 2.18.2, 2.18.3, 2.18.4 |
| | 3. Taiwan should develop a system that can be adopted to implement the principles of CEDAW consistently | Article 2: 2.18.1, 2.18.2, 2.18.3, 2.18.4 |

| Expert | Suggestions | Response in the 2nd Country Report |
|--------|--|--|
| | throughout all levels of government, whether on a national, regional or local scale. | |
| | 4. CEDAW exists to eliminate political, social, cultural and economic discrimination, and to educate the public on gender equality. For this reason, Taiwan's initial country report and any subsequent reports produced by NGOs should all be published on government websites and made accessible to the public. | 1. No response needed. 2. The initial country report has been published on the website of the Gender Equality Council, Executive Yuan. Any future reports produced by NGOs will also be published on government websites. |
| | 5. It is very important to include women's associations in the implementation of CEDAW principles. The Taiwan government must explore real partnerships with the public when implementing CEDAW policies. | Article 2: 2.18.1, 2.18.2, 2.18.3, 2.18.4 |
| | 6. Even though Taiwan is not a member country of the U.N. CEDAW, its initiative to comply with CEDAW principles should be communicated to the rest of the world. | No response required. The government will be hosting press conferences in June 2014 to communicate to the public the progress it has made in |

| Expert | Suggestions | Response in the 2nd Country Report |
|-------------------------------|--|---|
| | | implementing CEDAW principles. Meanwhile, overseas offices will also issue press releases and hold seminars to communicate the government's efforts to other countries. |
| | 7. It would be ideal if we (namely Dr. Shin and Dr. Tan) or other members of the committee are able to visit Taiwan in 4 years time for the 2nd national report. I would encourage more male participation next time, because men also need to learn to respect women and the value of gender equality. | No response needed |
| Singapore (Dr. Anamah Tan) | 1. The good intentions we have observed and the commitments made by various departments here today is a sign of positive changes in the future. | No response needed |
| | 2. NGOs should be working with government authorities and leading institutions such as the Ministry of Foreign Affairs and the Ministry of the Interior to disseminate the information discussed in today's meeting. What we have discussed today should be conveyed to rural areas in local dialects to help people | No response needed |

| Expert | Suggestions | Response in the 2nd Country Report |
|--------|-------------|------------------------------------|
| | understand. | |

CEDAW: Subsequent discussions

| Expert | Suggestions | Response in the 2nd Country Report |
|------------------------------|---|------------------------------------|
| Heisoo SHIN (South Korea) | Does the government need to create a general law to respond to CEDAW? 1. Although every country adopts a constitution that prohibits discrimination against sex, gender, religion and race, not all 185 CEDAW members have laws that fight discrimination. However, many countries have laws that aim to eliminate discrimination, whether they exist as one general law or as separate, different laws. | Article 2: 2.2 |
| | 2. Today, it is commonly understood that prevention of discrimination against race, gender and disability should be combined into one general law, while the creation of unified national human rights institutions is another ongoing trend in the world. | Article 2: 2.2 |
| | 3. South Korea has established a National Human Rights Commission Act that defines gender and other forms of discrimination. However, these definitions are not exhaustive. During the latest discussions, the | Article 2: 2.2 |

| Expert | Suggestions | Response in the 2nd Country Report |
|--------|---|---|
| | <p>National Assembly tried to adopt a law that prohibits discrimination of all kinds, but was voted down because of disputes regarding prohibition of discrimination against sexual orientation among other things.</p> | |
| | <p>4. Full definitions on direct and indirect discrimination and CEDAW's definitions on discrimination should be incorporated into legislation. Furthermore, rules on temporary special measures, should also be embodied in common laws.</p> | <p>Article 1: 1.1~1.6 Article 4: 4.1, 4.2, 4.3, 4.4, 4.5, 4.7</p> |